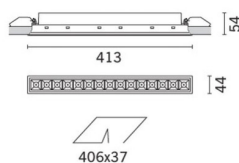



Last information update: February 2025

**Product configuration: QV71.D8**

QV71.D8: Recessed with 15 cells - Flood optic - White / transparent

**Product code**

QV71.D8: Recessed with 15 cells - Flood optic - White / transparent

**Technical description**

Rectangular 15 optic element recessed miniaturised luminaire. LED lamps with different colour temperatures to create a modulated effect. The variation is achieved by mixing an emission of 15 x 2700K LEDs and 15 x 6500K LEDs with a high Colour Rendering Index. Every optic element contains a warm LED and a cool LED, rotated progressively by 72° in order to cover an angle of 360° for 15 LEDs and obtain a perfect mixture on the ground even between products of different sizes. Main body with die-cast aluminium radiant surface, version with perimeter surface frame. Metallised thermoplastic high definition - flood beam - optics are integrated in a set-back position in the black anti-glare screen. The structure of the optical system prevents a pinpoint effect, allowing precise, circular light distribution and emission with controlled glare. Supplied with an integrated power supply system (DALI DT8) that, without using additional components, allows the colour temperature to be changed by simply pressing a single button. A DALI programmable setup with an intuitive, easy-to-use touch screen can be obtained using the X479 code with the M630 power supply unit. This panel can be controlled in Bluetooth mode using an app that allows system control to be extended to remote devices, like tablets and smartphones.

**Installation**

Recessed with steel wire springs for false ceilings from 1 to 25 mm thick - preparation hole 37 x 406.

**Colour**

White Transparent (D8)

**Weight (Kg)**

0.87

**Mounting**

wall recessed|ceiling recessed

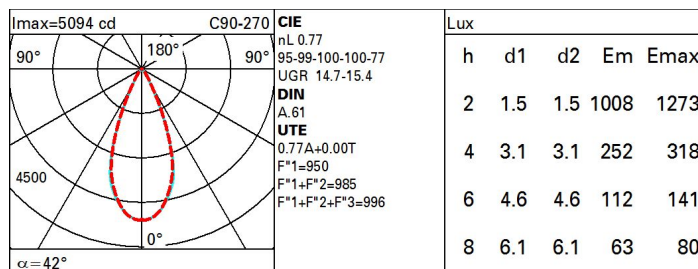
**Wiring**

Control gear units included. Different management systems are available with a separate code. For technical details, properties and connection procedures see the instruction sheet.

Complies with EN60598-1 and pertinent regulations

**Technical data**

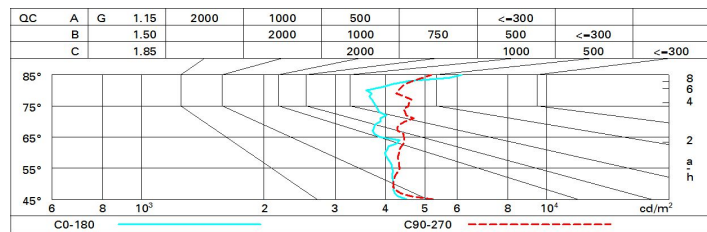
lm system:	2618	MacAdam Step:	3
W system:	33.4	Life Time LED 1:	> 50,000h - L90 - B10 (Ta 25°C)
lm source:	3400	Lamp code:	LED
W source:	28	Number of lamps for optical assembly:	1
Luminous efficiency (lm/W, real value):	78.4	ZVEI Code:	LED
lm in emergency mode:	-	Number of optical assemblies:	1
Total light flux at or above an angle of 90° [Lm]:	0	Power factor:	See installation instructions
Light Output Ratio (L.O.R.) [%]:	77	Inrush current:	29 A / 153 µs
Beam angle [°]:	42°	Maximum number of luminaires of this type per miniature circuit breaker:	B10A: 32 luminaires B16A: 51 luminaires C10A: 53 luminaires C16A: 86 luminaires
CRI (minimum):	90	Minimum dimming %:	1
CRI (typical):	92	Overvoltage protection:	2kV Common mode & 1kV Differential mode
Colour temperature [K]:	Tunable white 2700 - 6500	Control:	DALI-2

**Polar**

# Utilisation factors

R	77	75	73	71	55	53	33	00	DRR
K0.8	68	64	61	59	63	61	60	58	75
1.0	71	67	65	63	67	64	64	61	80
1.5	75	72	70	68	71	69	69	66	86
2.0	78	76	74	73	74	73	72	70	91
2.5	79	78	76	75	76	75	75	72	94
3.0	80	79	78	77	78	77	76	74	96
4.0	81	80	80	79	79	79	77	75	98
5.0	82	81	81	80	80	79	78	76	99

# Luminance curve limit



# UGR diagram

Corrected UGR values (at 3400 lm bare lamp luminous flux)											
Riflect.: ceil/cav walls work pl. Room dim x        y		0.70	0.70	0.50	0.50	0.30	0.70	0.70	0.50	0.50	0.30
		0.50	0.30	0.50	0.30	0.30	0.50	0.30	0.50	0.30	0.30
		0.20	0.20	0.20	0.20	0.20	0.20	0.20	0.20	0.20	0.20
		viewed crosswise					viewed endwise				
2H	2H	13.4	13.9	13.7	14.2	14.4	14.3	14.9	14.6	15.1	15.3
	3H	13.7	14.2	14.0	14.5	14.7	14.4	14.9	14.7	15.1	15.4
	4H	13.9	14.4	14.2	14.6	14.9	14.3	14.8	14.7	15.1	15.4
	6H	14.1	14.5	14.4	14.8	15.1	14.3	14.7	14.7	15.1	15.4
	8H	14.1	14.6	14.5	14.9	15.2	14.3	14.7	14.6	15.0	15.4
	12H	14.3	14.7	14.7	15.0	15.4	14.2	14.6	14.6	15.0	15.3
4H	2H	13.5	14.0	13.8	14.2	14.5	14.9	15.4	15.2	15.7	16.0
	3H	13.9	14.3	14.3	14.7	15.0	15.2	15.6	15.6	15.9	16.3
	4H	14.2	14.6	14.6	15.0	15.3	15.3	15.7	15.7	16.0	16.4
	6H	14.5	14.8	14.9	15.2	15.6	15.4	15.7	15.8	16.1	16.5
	8H	14.7	14.9	15.1	15.4	15.8	15.4	15.6	15.8	16.1	16.5
	12H	14.9	15.2	15.4	15.6	16.0	15.3	15.6	15.8	16.0	16.5
8H	4H	14.4	14.6	14.8	15.1	15.5	15.7	16.0	16.2	16.4	16.9
	6H	14.7	15.0	15.2	15.4	15.9	15.9	16.2	16.4	16.6	17.1
	8H	15.0	15.2	15.4	15.6	16.1	16.0	16.2	16.5	16.7	17.2
	12H	15.3	15.5	15.8	16.0	16.5	16.0	16.2	16.5	16.7	17.2
12H	4H	14.3	14.6	14.8	15.0	15.5	15.9	16.1	16.3	16.6	17.0
	6H	14.8	15.0	15.2	15.4	15.9	16.1	16.3	16.6	16.8	17.3
	8H	15.0	15.2	15.5	15.7	16.2	16.2	16.4	16.7	16.8	17.4
Variations with the observer position at spacing:											
S =	1.0H	1.9 / -1.5					1.8 / -1.7				
	1.5H	3.6 / -1.8					3.6 / -1.9				
	2.0H	5.2 / -2.1					5.2 / -2.2				