

## Low voltage track

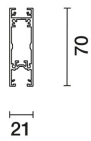
Design iGuzzini

iGuzzini

Last information update: May 2025

### Product configuration: QT53

QT53: Surface 48V track - L 3000 - UP LIGHT - 3000K



### Product code

QT53: Surface 48V track - L 3000 - UP LIGHT - 3000K **Attention! Code no longer in production**

### Technical description

48V low voltage track for pendant installations. Lighting elements fitted with a 48V adapter can be installed in the lower part while the module in the upper part features a dimmable LED strip protected by a thermoplastic screen for indirect light emission. The track is made of painted extruded aluminium. The integrated circuit, designed to interact with the DC/DC driver included in the adapters, allows the lighting elements inserted in the track to be programmed individually. End caps and power supply caps are included in the kit but are not pre-fitted. The pendant installation kit needs to be ordered separately. 75W or 150W power supply unit to be ordered separately.

### Installation

pendant-mounted using a kit to be ordered separately

### Colour

White (01) | Black (04)

### Weight (Kg)

4

### Mounting

ceiling pendant

### Wiring

75W or 150W power supply unit to be ordered separately.

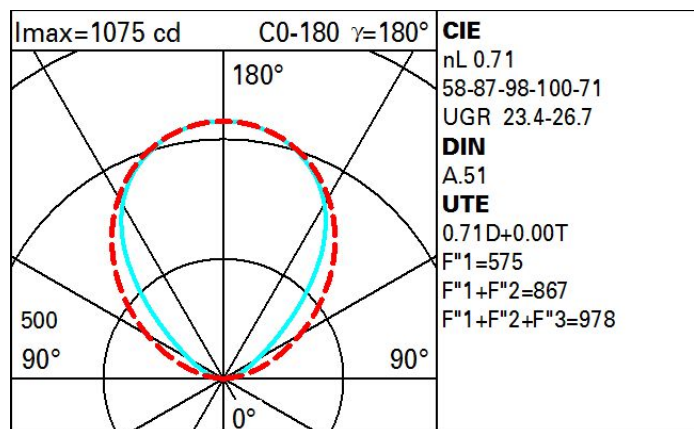
Complies with EN60598-1 and pertinent regulations



### Technical data

Im system:	2379	Voltage [Vin]:	48
W system:	25.6	Lamp code:	LED
Im source:	3350	Number of lamps for optical assembly:	1
W source:	24	ZVEI Code:	LED
Luminous efficiency (Im/W, real value):	92.9	Number of optical assemblies:	1
Im in emergency mode:	-	Power factor:	See installation instructions
Total light flux at or above an angle of 90° [Lm]:	2379	Minimum dimming %:	5
Light Output Ratio (L.O.R.) [%]:	71	Overvoltage protection:	2kV Common mode & 1kV Differential mode
CRI (minimum):	90	Dimming mode:	CCR
Colour temperature [K]:	3000	Control:	DALI
Life Time LED 1:	50,000h - L70 (Ta 25°C)		

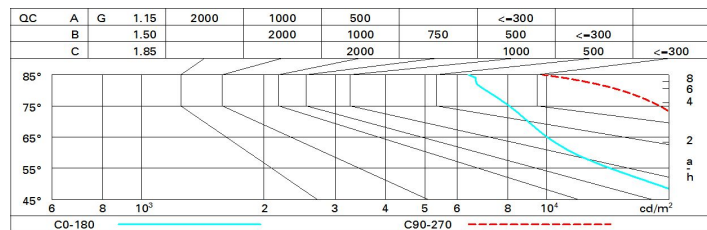
### Polar



# Utilisation factors

R	77	75	73	71	55	53	33	00	DRR
K0.8	50	43	38	35	42	38	38	33	47
1.0	55	48	44	40	47	43	43	38	54
1.5	61	56	53	49	55	52	51	47	66
2.0	65	61	58	56	60	57	56	53	74
2.5	68	64	62	59	63	61	60	56	79
3.0	69	67	64	62	65	63	62	59	83
4.0	71	69	67	65	68	66	65	62	87
5.0	72	70	69	67	69	68	66	64	90

# Luminance curve limit



# UGR diagram

Corrected UGR values (at 3350 lm bare lamp luminous flux)											
Reflect.: ceiling/cav walls work pl. Room dim x y		viewed crosswise					viewed endwise				
		0.70	0.70	0.50	0.50	0.30	0.70	0.70	0.50	0.50	0.30
		0.50	0.30	0.50	0.30	0.30	0.50	0.30	0.50	0.30	0.30
		0.20	0.20	0.20	0.20	0.20	0.20	0.20	0.20	0.20	0.20
2H	2H	21.5	22.5	21.8	22.8	23.0	24.4	25.5	24.7	25.7	26.0
	3H	22.0	22.9	22.3	23.2	23.5	24.6	25.6	25.0	25.9	26.2
	4H	22.2	23.1	22.6	23.4	23.7	24.7	25.5	25.0	25.8	26.2
	6H	22.4	23.2	22.7	23.5	23.9	24.6	25.4	25.0	25.7	26.1
	8H	22.4	23.2	22.8	23.5	23.9	24.6	25.4	25.0	25.7	26.1
	12H	22.5	23.2	22.8	23.6	23.9	24.5	25.3	24.9	25.6	26.0
4H	2H	22.2	23.1	22.6	23.4	23.8	26.1	27.0	26.5	27.3	27.6
	3H	22.9	23.6	23.3	24.0	24.3	26.6	27.3	27.0	27.7	28.0
	4H	23.1	23.8	23.5	24.2	24.6	26.7	27.4	27.1	27.7	28.1
	6H	23.4	23.9	23.8	24.3	24.8	26.7	27.3	27.2	27.7	28.1
	8H	23.4	24.0	23.9	24.4	24.8	26.7	27.2	27.1	27.7	28.1
	12H	23.5	24.0	23.9	24.4	24.9	26.7	27.2	27.1	27.6	28.0
8H	4H	23.4	23.9	23.9	24.4	24.8	27.2	27.8	27.7	28.2	28.6
	6H	23.7	24.1	24.2	24.6	25.1	27.3	27.8	27.8	28.2	28.7
	8H	23.8	24.2	24.3	24.7	25.2	27.3	27.7	27.8	28.2	28.7
	12H	23.9	24.2	24.4	24.7	25.2	27.3	27.7	27.8	28.2	28.7
12H	4H	23.4	23.9	23.9	24.3	24.8	27.3	27.7	27.7	28.2	28.6
	6H	23.7	24.1	24.2	24.6	25.1	27.4	27.8	27.9	28.3	28.8
	8H	23.9	24.2	24.4	24.7	25.2	27.4	27.8	27.9	28.2	28.8
Variations with the observer position at spacing:											
S =	1.0H	0.4 / -0.6					0.2 / -0.2				
	1.5H	0.8 / -1.4					0.4 / -0.6				
	2.0H	1.4 / -2.0					0.7 / -0.9				