

## Blade R downlight

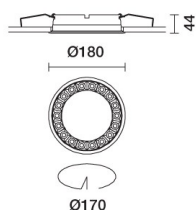

Design iGuzzini

iGuzzini

Last information update: April 2025

### Product configuration: QS46

QS46: Frame Ø 170 - Wide Flood beam - LED



### Product code

QS46: Frame Ø 170 - Wide Flood beam - LED

### Technical description

Ring luminaire with 18 optical elements for LED lamps - fixed optics. The optic system guarantees a high level of visual comfort and no glare. The body includes a radiant surface made of die-cast aluminium. Version includes a perimeter surface frame. High definition reflectors made of thermoplastic material vacuum-metallised with aluminium vapours, integrated in a set-back position in the anti-glare screen. Supplied with a power supply unit connected to the luminaire.

### Installation

Recessed with steel wire springs for false ceilings from 1 to 25 mm thick - Ø 170 installation hole.

### Colour

White (01) | Black / Black (43) | Black / White (47) | White/Gold (41)\* | White / burnished chrome (E7)\*

### Weight (Kg)

0.68

\* Colours on request


### Mounting

ceiling recessed

### Wiring

On the power supply unit with terminal board included. Available in DALI versions.

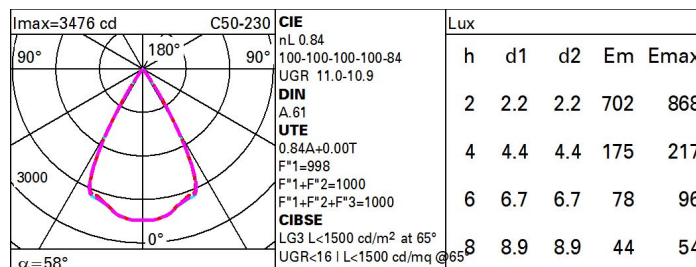
Complies with EN60598-1 and pertinent regulations



### Technical data

lm system:	2772	Colour temperature [K]:	3000
W system:	39.1	MacAdam Step:	2
lm source:	3300	Life Time LED 1:	50,000h - L90 - B10 (Ta 25°C)
W source:	36	Voltage [Vin]:	230
Luminous efficiency (lm/W, real value):	70.9	Lamp code:	LED
lm in emergency mode:	-	Number of lamps for optical assembly:	1
Total light flux at or above an angle of 90° [Lm]:	0	ZVEI Code:	LED
Light Output Ratio (L.O.R.) [%]:	84	Number of optical assemblies:	1
Beam angle [°]:	58°	Control:	DALI-2
CRI (minimum):	90		

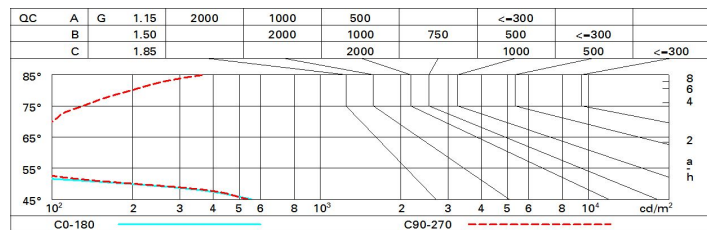
### Polar



# Utilisation factors

R	77	75	73	71	55	53	33	00	DRR
K0.8	76	72	69	67	71	69	68	66	78
1.0	79	76	73	71	75	73	72	70	83
1.5	83	80	78	77	79	78	77	74	89
2.0	86	84	82	81	83	81	80	78	93
2.5	87	86	85	84	85	84	83	80	96
3.0	88	87	86	86	86	85	84	82	98
4.0	89	88	88	87	87	87	85	83	99
5.0	90	89	89	89	88	88	86	84	100

# Luminance curve limit



# UGR diagram

Corrected UGR values (at 3300 lm bare lamp luminous flux)											
Reflect.: ceiling/cav walls work pl. Room dim x y		0.70	0.70	0.50	0.50	0.30	0.70	0.70	0.50	0.50	0.30
		0.50	0.30	0.50	0.30	0.30	0.50	0.30	0.50	0.30	0.30
		0.20	0.20	0.20	0.20	0.20	0.20	0.20	0.20	0.20	0.20
		viewed crosswise					viewed endwise				
2H	2H	11.0	12.2	11.9	12.5	12.7	11.4	12.0	11.7	12.3	12.5
	3H	11.5	12.0	11.8	12.3	12.6	11.3	11.8	11.6	12.1	12.4
	4H	11.4	11.9	11.8	12.2	12.5	11.2	11.7	11.6	12.0	12.3
	6H	11.3	11.8	11.7	12.1	12.4	11.2	11.6	11.5	11.9	12.3
	8H	11.3	11.7	11.7	12.1	12.4	11.1	11.6	11.5	11.9	12.2
	12H	11.3	11.7	11.6	12.0	12.4	11.1	11.5	11.5	11.8	12.2
4H	2H	11.4	11.9	11.8	12.2	12.5	11.2	11.7	11.6	12.0	12.3
	3H	11.3	11.7	11.6	12.0	12.4	11.1	11.5	11.5	11.8	12.2
	4H	11.2	11.5	11.6	11.9	12.3	11.0	11.4	11.4	11.7	12.1
	6H	11.1	11.4	11.5	11.8	12.2	10.9	11.2	11.3	11.6	12.0
	8H	11.0	11.3	11.5	11.8	12.2	10.9	11.2	11.3	11.6	12.0
	12H	11.0	11.3	11.4	11.7	12.1	10.8	11.1	11.3	11.5	12.0
8H	4H	11.0	11.3	11.5	11.8	12.2	10.9	11.2	11.3	11.6	12.0
	6H	11.0	11.2	11.4	11.6	12.1	10.8	11.0	11.2	11.5	11.9
	8H	10.9	11.1	11.4	11.6	12.1	10.7	10.9	11.2	11.4	11.9
	12H	10.8	11.0	11.3	11.5	12.0	10.7	10.9	11.2	11.3	11.9
12H	4H	11.0	11.3	11.4	11.7	12.1	10.8	11.1	11.3	11.5	12.0
	6H	10.9	11.1	11.4	11.6	12.1	10.7	10.9	11.2	11.4	11.9
	8H	10.8	11.0	11.3	11.5	12.0	10.7	10.9	11.2	11.3	11.9
Variations with the observer position at spacing:											
S =		1.0H	6.9 / -27.9				6.8 / -18.2				
		1.5H	9.7 / -28.2				9.6 / -18.4				
		2.0H	11.7 / -28.5				11.6 / -18.6				