


Last information update: May 2025

**Product configuration: QQ19**

QQ19: Fixed circular recessed luminaire - Ø133 mm - warm white - medium optic - UGR&lt;19

**Product code**

QQ19: Fixed circular recessed luminaire - Ø133 mm - warm white - medium optic - UGR&lt;19

**Technical description**

Fixed round luminaire designed to use a LED lamp with C.O.B. technology. Version without rim for mounting flush with ceiling. Reflector vacuum-metallised with aluminium vapours with an anti-scratch protective layer. Die-cast aluminium body and passive dissipation system. Product complete with LED lamp in warm white colour tone (3,000K). General light emission, with controlled luminance UGR<19 1500 cd/m<sup>2</sup> α>65° medium optic.

**Installation**

Installation flush with the ceiling is for false ceilings 12.5 mm thick

**Colour**

Aluminium (12)

**Weight (Kg)**

1.08

**Mounting**

ceiling recessed

**Wiring**

product complete with TRIAC components

Complies with EN60598-1 and pertinent regulations



IP20

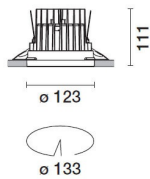


IP43

On the visible part of the product once installed



pending

**Technical data**

lm system:	3074	CRI (minimum):	80
W system:	27.5	Colour temperature [K]:	3000
lm source:	3500	MacAdam Step:	2
W source:	25	Life Time LED 1:	> 50,000h - L90 - B10 (Ta 25°C)
Luminous efficiency (lm/W, real value):	111.8	Lamp code:	LED
lm in emergency mode:	-	Number of lamps for optical assembly:	1
Total light flux at or above an angle of 90° [Lm]:	0	ZVEI Code:	LED
Light Output Ratio (L.O.R.) [%]:	88	Number of optical assemblies:	1
Beam angle [°]:	24°	Control:	TRIAC

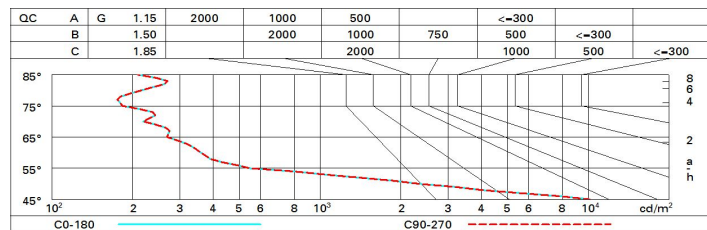
**Polar**

Imax=8324 cd		CIE		Lux			
90°	180°	90°		h	d	Em	Emax
		nL 0.88 98-100-100-100-88 UGR 18.8-18.8 <b>DIN</b> A.61 <b>UTE</b> 0.88A+0.00T F*1=97.8 F*1+F*2=999 F*1+F*2+F*3=1000 <b>CIBSE</b> LG3 L<1500 cd/m <sup>2</sup> at 65° UGR<19   L<1500 cd/mq @ 65°		2	0.9	1573	2081
				4	1.7	393	520
				6	2.6	175	231
				8	3.4	98	130

# Utilisation factors

R	77	75	73	71	55	53	33	00	DRR
K0.8	79	74	71	69	74	71	70	68	77
1.0	82	78	76	73	77	75	75	72	82
1.5	86	84	81	79	83	81	80	77	88
2.0	89	87	85	84	86	84	83	81	92
2.5	91	89	88	87	88	87	86	84	95
3.0	92	91	90	89	89	89	88	85	97
4.0	93	92	92	91	91	90	89	87	99
5.0	94	93	93	92	92	91	90	88	100

# Luminance curve limit



# UGR diagram

Corrected UGR values (at 3500 lm bare lamp luminous flux)											
Reflect.: ceiling walls work pl. Room dim x y		viewed crosswise					viewed endwise				
2H	2H	19.4	20.1	19.7	20.3	20.5	19.4	20.1	19.7	20.3	20.5
	3H	19.3	19.9	19.6	20.1	20.4	19.3	19.9	19.6	20.1	20.4
	4H	19.2	19.8	19.5	20.0	20.3	19.2	19.8	19.5	20.0	20.3
	6H	19.1	19.6	19.5	19.9	20.3	19.1	19.6	19.5	19.9	20.3
	8H	19.1	19.6	19.5	19.9	20.2	19.1	19.6	19.5	19.9	20.2
	12H	19.1	19.5	19.4	19.9	20.2	19.0	19.5	19.4	19.9	20.2
4H	2H	19.2	19.8	19.5	20.0	20.3	19.2	19.8	19.5	20.0	20.3
	3H	19.1	19.5	19.4	19.9	20.2	19.1	19.5	19.4	19.9	20.2
	4H	19.0	19.4	19.4	19.7	20.1	19.0	19.4	19.4	19.7	20.1
	6H	18.9	19.2	19.3	19.6	20.0	18.9	19.2	19.3	19.6	20.0
	8H	18.8	19.2	19.3	19.6	20.0	18.8	19.2	19.3	19.6	20.0
	12H	18.8	19.1	19.2	19.5	20.0	18.8	19.1	19.2	19.5	20.0
8H	4H	18.8	19.2	19.3	19.6	20.0	18.8	19.2	19.3	19.6	20.0
	6H	18.7	19.0	19.2	19.4	19.9	18.7	19.0	19.2	19.4	19.9
	8H	18.7	18.9	19.2	19.4	19.9	18.7	18.9	19.2	19.4	19.9
	12H	18.6	18.8	19.1	19.3	19.8	18.6	18.8	19.1	19.3	19.8
12H	4H	18.8	19.1	19.2	19.5	20.0	18.8	19.1	19.2	19.5	20.0
	6H	18.7	18.9	19.2	19.4	19.9	18.7	18.9	19.2	19.4	19.9
	8H	18.6	18.8	19.1	19.3	19.8	18.6	18.8	19.1	19.3	19.8
Variations with the observer position at spacing:											
S =		1.0H					4.4 / -24.6				
		1.5H					7.2 / -25.8				
		2.0H					9.2 / -26.2				