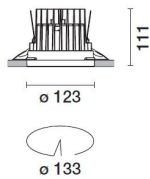



Last information update: May 2025

Product configuration: QQ00

QQ00: Fixed circular recessed luminaire - Ø133 mm - neutral white - wide flood optic

**Product code**

QQ00: Fixed circular recessed luminaire - Ø133 mm - neutral white - wide flood optic

Technical description

Fixed round luminaire designed to use a LED lamp with C.O.B. technology. Version without rim for mounting flush with ceiling. Reflector vacuum-metallised with aluminium vapours with an anti-scratch protective layer. Die-cast aluminium body and passive dissipation system. Product complete with LED lamp in neutral white colour tone (4,000K). General light emission, with controlled luminance $UGR < 19$ 1500 cd/m^2 $\alpha > 65^\circ$ wide flood optic.

Installation

Installation flush with the ceiling is for false ceilings 12.5 mm thick

Colour

Aluminium (12)

Weight (Kg)

1.08

Mounting

ceiling recessed

Wiring

product complete with 1-10V components

Complies with EN60598-1 and pertinent regulations



IP20



IP43

On the visible part of the product once installed

**Technical data**

lm system:	2226	CRI (minimum):	80
W system:	21.8	Colour temperature [K]:	4000
lm source:	2750	MacAdam Step:	2
W source:	17	Life Time LED 1:	> 50,000h - L90 - B10 (Ta 25°C)
Luminous efficiency (lm/W, real value):	102.1	Lamp code:	LED
lm in emergency mode:	-	Number of lamps for optical assembly:	1
Total light flux at or above an angle of 90° [Lm]:	0	ZVEI Code:	LED
Light Output Ratio (L.O.R.) [%]:	81	Number of optical assemblies:	1
Beam angle [°]:	64°	Control:	1-10V

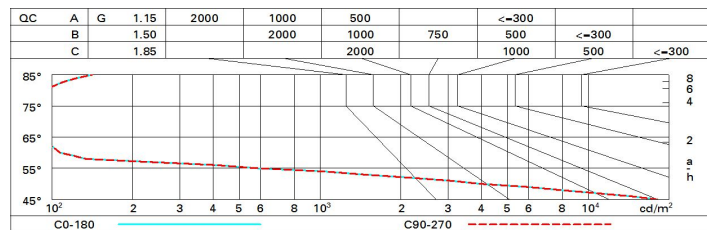
Polar

	Lux			
	h	d	Em	Emax
	2	2.5	422	552
	4	5	106	138
	6	7.5	47	61
	8	10	26	34

Utilisation factors

R	77	75	73	71	55	53	33	00	DRR
K0.8	72	68	65	63	67	64	64	61	76
1.0	75	72	69	67	71	68	68	65	81
1.5	79	77	74	73	76	74	73	70	87
2.0	82	80	78	77	79	77	77	74	92
2.5	84	82	81	80	81	80	79	77	95
3.0	85	84	83	82	82	81	80	78	97
4.0	86	85	84	84	83	83	82	80	98
5.0	86	86	85	85	84	84	82	80	99

Luminance curve limit



UGR diagram

Corrected UGR values (at 2750 lm bare lamp luminous flux)											
Reflect.: ceiling/cav walls work pl. Room dim x y		viewed crosswise					viewed endwise				
2H	2H	19.7	20.3	20.0	20.5	20.8	19.7	20.3	20.0	20.5	20.8
	3H	19.6	20.1	19.9	20.4	20.6	19.6	20.1	19.9	20.4	20.6
	4H	19.5	20.0	19.8	20.3	20.6	19.5	20.0	19.8	20.3	20.6
	6H	19.4	19.9	19.8	20.2	20.5	19.4	19.9	19.8	20.2	20.5
	8H	19.4	19.8	19.7	20.1	20.5	19.4	19.8	19.7	20.1	20.5
	12H	19.3	19.8	19.7	20.1	20.4	19.3	19.8	19.7	20.1	20.4
4H	2H	19.5	20.0	19.8	20.3	20.6	19.5	20.0	19.8	20.3	20.6
	3H	19.3	19.8	19.7	20.1	20.4	19.3	19.8	19.7	20.1	20.4
	4H	19.2	19.6	19.6	20.0	20.4	19.2	19.6	19.6	20.0	20.4
	6H	19.2	19.5	19.6	19.9	20.3	19.2	19.5	19.6	19.9	20.3
	8H	19.1	19.4	19.6	19.8	20.3	19.1	19.4	19.6	19.8	20.3
	12H	19.1	19.3	19.5	19.8	20.2	19.1	19.3	19.5	19.8	20.2
8H	4H	19.1	19.4	19.6	19.8	20.3	19.1	19.4	19.6	19.8	20.3
	6H	19.0	19.3	19.5	19.7	20.2	19.0	19.3	19.5	19.7	20.2
	8H	19.0	19.2	19.5	19.6	20.1	19.0	19.2	19.5	19.6	20.1
	12H	18.9	19.1	19.4	19.6	20.1	18.9	19.1	19.4	19.6	20.1
12H	4H	19.1	19.3	19.5	19.8	20.2	19.1	19.3	19.5	19.8	20.2
	6H	19.0	19.2	19.5	19.6	20.1	19.0	19.2	19.5	19.6	20.1
	8H	18.9	19.1	19.4	19.6	20.1	18.9	19.1	19.4	19.6	20.1
Variations with the observer position at spacing:											
S =		1.0H					4.7 / -26.2				
		1.5H					7.5 / -31.2				
		2.0H					9.5 / -31.4				