

## Reflex

Design iGuzzini

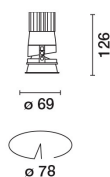
iGuzzini

Last information update: May 2025

### Product configuration: QN10.Y+PA52.01

QN10.Y: Minimal adjustable recessed luminaire Ø 75 mm - Medium beam - DALI

PA52.01: Minimal flange - For recessed ø 75 mm version - White



### Product code

QN10.Y: Minimal adjustable recessed luminaire Ø 75 mm - Medium beam - DALI

### Technical description

Round recessed luminaire for C.o.B. LED lamp. Adjustable light emission - circular rotation of 358° and 30° tilting relative to the horizontal plane. Version without rim for mounting flush with ceiling. Die-cast aluminium recessed structure for installation in a specific adapter with a separate code is available for false ceilings. This is indispensable for installing recessed luminaires. Removable anodised aluminium upper reflector. Fixed reflector vacuum-metallised with aluminium vapours with an anti-scratch protective layer. Black painted aluminium heat sink element. Black, zinc-plated steel support bracket. To facilitate and guarantee light aiming, the luminaire is fitted with mechanical locks for both rotation movements. DALI dimmable control gear unit included.

### Installation

The luminaire is recessed in the adapter (PA52) by means of a steel wire spring, previously installed on the ceiling.

### Weight (Kg)

0.35

### Mounting

ceiling recessed

### Wiring

Power line connections can be made on control gear terminal board included.

### Notes

Tpa rated

Complies with EN60598-1 and pertinent regulations



### Accessory code

PA52.01: Minimal flange - For recessed ø 75 mm version - White **Attention! Code no longer in production**

### Technical description

Adapter for plasterboard false ceilings and rapid flush with ceiling installations, specifically for adjustable Reflex recessed luminaires. Made of plastic with a border for limiting plaster and holes for installation with screws and anchors suitable for plasterboard (included). Fastening the adapter to the installation surface does not require predefined panel thicknesses.

### Installation

Preparation hole Ø 77 mm. Fastening the perforated perimeter rim to the installation surface (fixing screws included) - subsequent operations including filling, smoothing to the reference border and finishing - final insertion of the recessed luminaire (separate code) in the adapter.

### Colour

White (01)

### Weight (Kg)

0.05

### Mounting

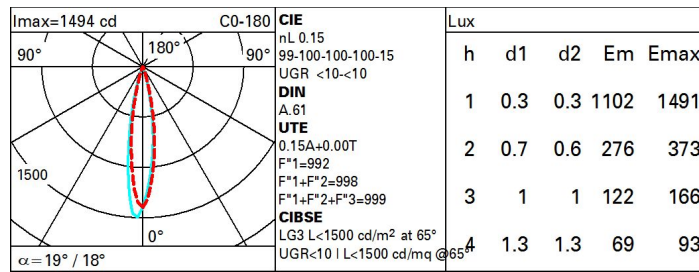
ceiling recessed

Complies with EN60598-1 and pertinent regulations

### Technical data

Im system:	187	CRI (minimum):	90
W system:	12.3	Colour temperature [K]:	2700
Im source:	1250	MacAdam Step:	2
W source:	9.8	Life Time LED 1:	> 50,000h - L90 - B10 (Ta 25°C)
Luminous efficiency (Im/W, real value):	15.2	Lamp code:	LED
Im in emergency mode:	-	Number of lamps for optical assembly:	1
Total light flux at or above an angle of 90° [Lm]:	0	ZVEI Code:	LED
Light Output Ratio (L.O.R.) [%]:	15	Number of optical assemblies:	1
Beam angle [°]:	19° / 18°	Control:	DALI-2

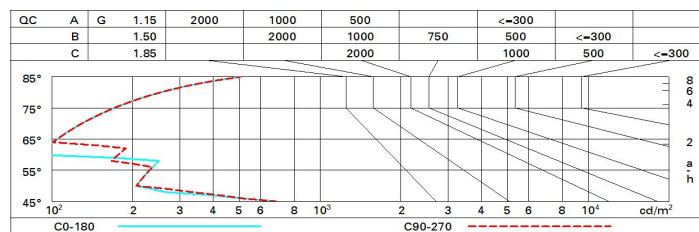
# Polar



# Utilisation factors

R	77	75	73	71	55	53	33	00	DRR
K0.8	13	13	12	12	13	12	12	12	78
1.0	14	13	13	13	13	13	13	12	82
1.5	15	14	14	14	14	14	14	13	88
2.0	15	15	15	14	15	14	14	14	93
2.5	16	15	15	15	15	15	15	14	95
3.0	16	16	15	15	15	15	15	15	97
4.0	16	16	16	16	15	15	15	15	99
5.0	16	16	16	16	16	16	15	15	100

# Luminance curve limit



# UGR diagram

Corrected UGR values (at 1250 lm bare lamp luminous flux)												
Reflect.: ceiling/cav walls work pl. Room dim x y		0.70	0.70	0.50	0.50	0.30	0.70	0.70	0.50	0.50	0.30	
		0.50	0.30	0.50	0.30	0.30	0.50	0.30	0.50	0.30	0.30	
		0.20	0.20	0.20	0.20	0.20	0.20	0.20	0.20	0.20	0.20	
		viewed crosswise					viewed endwise					
2H	2H	-0.7	1.3	-0.4	1.6	1.9	5.1	7.2	5.5	7.5	7.8	
	3H	-0.8	0.6	-0.4	1.0	1.3	5.0	6.4	5.4	6.8	7.1	
	4H	-0.7	0.4	-0.4	0.7	1.0	5.0	6.1	5.3	6.4	6.7	
	6H	-0.6	0.2	-0.2	0.6	0.9	4.9	5.7	5.3	6.1	6.4	
	8H	-0.5	0.4	-0.1	0.7	1.1	4.9	5.7	5.3	6.1	6.4	
	12H	-0.3	0.6	0.1	1.0	1.3	4.8	5.7	5.2	6.1	6.4	
4H	2H	-0.9	0.3	-0.5	0.6	0.9	5.0	6.1	5.4	6.4	6.8	
	3H	-0.9	0.0	-0.5	0.4	0.7	4.9	5.7	5.3	6.1	6.5	
	4H	-0.9	0.1	-0.4	0.5	0.9	4.7	5.7	5.1	6.1	6.5	
	6H	-0.9	0.8	-0.4	1.2	1.7	4.4	6.0	4.8	6.5	6.9	
	8H	-0.8	1.1	-0.3	1.6	2.1	4.2	6.1	4.7	6.6	7.1	
	12H	-0.4	1.5	0.1	2.0	2.5	4.1	6.1	4.7	6.5	7.1	
8H	4H	-1.3	0.6	-0.8	1.1	1.6	4.3	6.2	4.8	6.7	7.2	
	6H	-0.9	0.8	-0.4	1.3	1.8	4.3	6.0	4.8	6.5	7.0	
	8H	-0.5	1.0	0.1	1.5	2.0	4.3	5.8	4.9	6.3	6.8	
	12H	0.3	1.3	0.8	1.8	2.3	4.5	5.5	5.0	6.0	6.5	
12H	4H	-1.3	0.6	-0.8	1.1	1.6	4.3	6.3	4.8	6.7	7.2	
	6H	-0.8	0.6	-0.3	1.1	1.7	4.4	5.9	5.0	6.4	6.9	
	8H	-0.2	0.8	0.3	1.3	1.8	4.6	5.6	5.1	6.1	6.6	
Variations with the observer position at spacing:												
S =		1.0H	3.2 / -2.5		8.1 / -6.6							
		1.5H	5.6 / -2.8		10.8 / -6.8							
		2.0H	7.4 / -3.0		12.8 / -7.1							