


Last information update: March 2025

Product configuration: QL91

QL91: Ø597mm - neutral white - Microprismatic - DALI

**Product code**

QL91: Ø597mm - neutral white - Microprismatic - DALI

Technical description

Round luminaire for ceiling-mounted installation with option of recessed or pendant installation via an accessory to be ordered separately. Up/down emission designed to use neutral white 4000K LED lamps. The optical assembly consists of an extruded painted aluminium frame, a satin finish methacrylate diffuser screen for UGR<19 3000cd/m2 light emission and a sheet metal rear closing base. The driver is housed in the upper part of the product.

Installation

Ceiling-mounted. Recessed or pendant-mounted using an accessory to be ordered separately.

Colour

White (01) | Black (04)

Weight (Kg)

7.5

Mounting

wall surface|ceiling surface

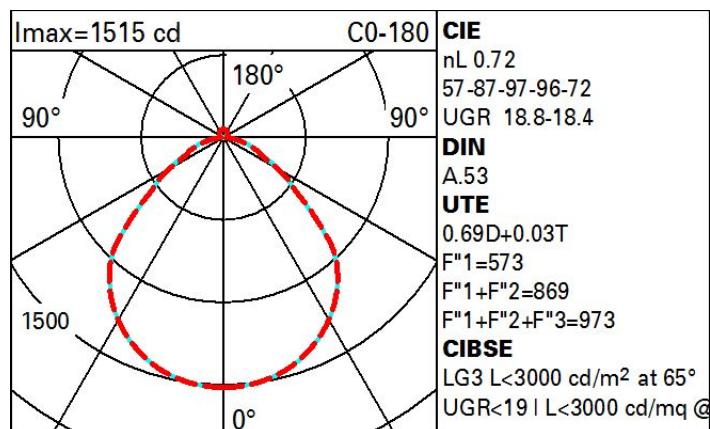
Wiring

Product complete with electronic components. The electrical cables used are made of a "halogen free" material. (This means that the cables do not contain any halogen materials that in the event of a fire do not emit toxic or corrosive gases and only a small quantity of opaque fumes).

Complies with EN60598-1 and pertinent regulations

**Technical data**

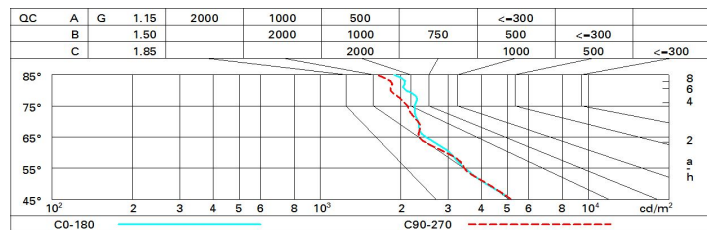
lm system:	3672	Colour temperature [K]:	4000
W system:	29.1	MacAdam Step:	3
lm source:	5100	Life Time LED 1:	50,000h - L90 - B10 (Ta 25°C)
W source:	26	Lamp code:	LED
Luminous efficiency (lm/W, real value):	126.2	Number of lamps for optical assembly:	1
lm in emergency mode:	-	ZVEI Code:	LED
Total light flux at or above an angle of 90° [Lm]:	140	Number of optical assemblies:	1
Light Output Ratio (L.O.R.) [%]:	72	Control:	DALI-2
CRI (minimum):	80		

Polar

Utilisation factors

R	77	75	73	71	55	53	33	00	DRR
K0.8	50	43	38	35	42	38	37	32	47
1.0	55	48	44	40	47	43	42	37	54
1.5	61	56	52	49	55	51	50	46	66
2.0	65	61	58	55	60	57	56	51	74
2.5	68	64	62	59	63	60	59	55	79
3.0	69	67	64	62	65	63	61	57	83
4.0	71	69	67	65	67	65	64	60	87
5.0	72	70	69	67	68	67	65	62	89

Luminance curve limit



UGR diagram

Corrected UGR values (at 5100 lm bare lamp luminous flux)											
Reflect.: ceiling/cav walls work pl. Room dim x y		viewed crosswise					viewed endwise				
		0.70	0.70	0.50	0.50	0.30	0.70	0.70	0.50	0.50	0.30
		0.50	0.30	0.50	0.30	0.30	0.50	0.30	0.50	0.30	0.30
		0.20	0.20	0.20	0.20	0.20	0.20	0.20	0.20	0.20	0.20
2H	2H	16.4	17.4	16.7	17.7	18.0	16.4	17.4	16.8	17.8	18.1
	3H	17.2	18.1	17.6	18.4	18.8	16.7	17.6	17.1	18.0	18.3
	4H	17.5	18.4	17.9	18.8	19.2	16.8	17.6	17.2	18.0	18.4
	6H	17.9	18.6	18.3	19.0	19.5	16.8	17.5	17.2	17.9	18.4
	8H	18.0	18.8	18.4	19.2	19.6	16.7	17.5	17.2	17.9	18.3
	12H	18.1	18.8	18.5	19.2	19.7	16.7	17.4	17.2	17.8	18.3
4H	2H	16.7	17.5	17.1	17.9	18.3	17.5	18.4	18.0	18.8	19.2
	3H	17.7	18.4	18.1	18.8	19.3	18.0	18.7	18.5	19.2	19.6
	4H	18.2	18.8	18.6	19.2	19.7	18.2	18.9	18.7	19.3	19.8
	6H	18.6	19.2	19.1	19.6	20.2	18.4	18.9	18.8	19.4	19.9
	8H	18.8	19.3	19.3	19.8	20.3	18.4	18.9	18.9	19.4	19.9
	12H	18.9	19.4	19.5	19.9	20.4	18.4	18.8	18.9	19.3	19.9
8H	4H	18.3	18.8	18.8	19.3	19.9	18.8	19.3	19.3	19.8	20.3
	6H	18.9	19.3	19.4	19.8	20.4	19.1	19.5	19.6	20.0	20.6
	8H	19.2	19.5	19.7	20.1	20.6	19.2	19.6	19.8	20.1	20.7
	12H	19.4	19.7	19.9	20.2	20.8	19.3	19.6	19.9	20.2	20.8
12H	4H	18.3	18.8	18.9	19.3	19.8	18.9	19.4	19.4	19.9	20.4
	6H	19.0	19.3	19.5	19.9	20.4	19.2	19.6	19.8	20.1	20.7
	8H	19.2	19.6	19.8	20.1	20.7	19.4	19.7	19.9	20.2	20.8
Variations with the observer position at spacing:											
S =	1.0H	0.3 / -0.3					0.3 / -0.3				
	1.5H	0.5 / -0.7					0.5 / -1.0				
	2.0H	1.1 / -1.2					1.1 / -1.1				