

Laser Blade XL

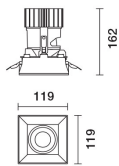

Design iGuzzini

iGuzzini

Last information update: June 2025

Product configuration: QK68.04

QK68.04: Minimal adjustable - Medium beam - LED - Black



Product code

QK68.04: Minimal adjustable - Medium beam - LED - Black

Technical description

Recessed luminaire with adjustable optic for an LED lamp. Passive heat dissipation system. The adjustable body can turn in a set-back position in relation to the flush-mounted recessed housing to ensure precise lighting that is extremely comfortable and reduces direct glare significantly. Internal rotation of 358° and a tilting movement of 35° with mechanical locking systems for both movements. Version for flush with ceiling installation (frameless) - to install the recessed luminaire in the false ceiling a specific adapter is required that is available with a separate item code. A fixed structure in die-cast aluminium. The adjustable unit includes a radiant element in aluminium, with a steel coupling for the optic unit and a thermoplastic rotation locknut. Metallised thermoplastic reflector with a high definition optic. Thermoplastic anti-glare external screen. Glass cover for LED lamp. Supplied with a dimmable DALI ballast unit connected to the luminaire.

Installation

The luminaire is recessed in the specific adapter (QK71) by means of a steel wire spring, previously installed on the ceiling that can be between 12.5 and 25 mm thick. Installation possible in a horizontal position.

Weight (Kg)

1.05

Mounting

ceiling recessed

Wiring

Quick-coupling connections on the ballast unit. Digital electronic cabling that allows dimming to be performed with DALI protocol or a pushbutton switch (read the indications on the instruction sheet carefully).

Notes

Technical and decorative accessories available - with the option of installing two accessories simultaneously. The product has a white finish (01) that maintains its UGR < 19 performance unaltered even when luminance values vary slightly.

Complies with EN60598-1 and pertinent regulations



Technical data

lm system:	1856	CRI (minimum):	90
W system:	31.9	Colour temperature [K]:	2700
lm source:	3200	MacAdam Step:	2
W source:	28	Life Time LED 1:	> 50,000h - L90 - B10 (Ta 25°C)
Luminous efficiency (lm/W, real value):	58.2	Lamp code:	LED
lm in emergency mode:	-	Number of lamps for optical assembly:	1
Total light flux at or above an angle of 90° [Lm]:	0	ZVEI Code:	LED
Light Output Ratio (L.O.R.) [%]:	58	Number of optical assemblies:	1
Beam angle [°]:	22°	Control:	DALI

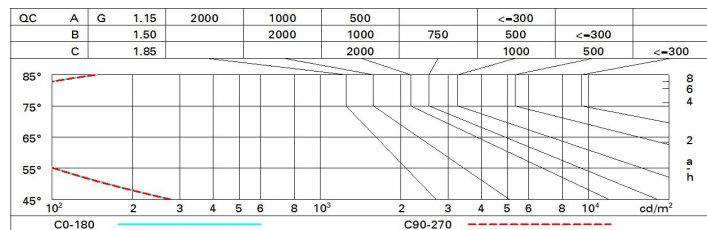
Polar

Imax=11986 cd		CIE		Lux			
				h	d	Em	Emax
90°		nL 0.58		2	0.8	2368	2997
		100-100-100-100-58		4	1.6	592	749
		UGR <10-10		6	2.3	263	333
		DIN A.61		8	3.1	148	187
		UTE 0.58A+0.00T					
		F*1=998					
		F*1+F*2=1000					
		F*1+F*2+F*3=1000					
		CIBSE LG3 L<1500 cd/m² at 65°					
		UGR<10 L<1500 cd/mq @65°					
α=22°							

Utilisation factors

R	77	75	73	71	55	53	33	00	DRR
K0.8	52	50	48	46	49	48	47	45	78
1.0	55	52	51	49	52	50	50	48	83
1.5	57	56	54	53	55	54	53	51	89
2.0	59	58	57	56	57	56	55	54	93
2.5	60	59	58	58	58	58	57	56	96
3.0	61	60	60	59	59	59	58	57	98
4.0	62	61	61	60	60	60	59	58	99
5.0	62	62	61	61	61	60	60	58	100

Luminance curve limit



UGR diagram

Corrected UGR values (at 3200 lm bare lamp luminous flux)											
Reflect.: ceiling/cav walls work pl. Room dim x y		viewed crosswise					viewed endwise				
2H	2H	-10.5	-8.3	-10.1	-8.0	-7.7	-10.5	-8.3	-10.1	-8.0	-7.7
	3H	-10.6	-9.0	-10.2	-8.7	-8.4	-10.6	-9.0	-10.2	-8.7	-8.4
	4H	-10.6	-9.4	-10.2	-9.1	-8.7	-10.6	-9.4	-10.2	-9.1	-8.7
	6H	-10.6	-9.7	-10.2	-9.4	-9.0	-10.6	-9.8	-10.3	-9.4	-9.1
	8H	-10.5	-9.6	-10.1	-9.3	-8.9	-10.7	-9.8	-10.3	-9.4	-9.1
	12H	-10.4	-9.5	-10.0	-9.1	-8.7	-10.8	-9.8	-10.4	-9.5	-9.1
4H	2H	-10.6	-9.4	-10.2	-9.1	-8.7	-10.6	-9.4	-10.2	-9.1	-8.7
	3H	-10.7	-9.8	-10.3	-9.4	-9.1	-10.7	-9.8	-10.3	-9.4	-9.1
	4H	-10.8	-9.8	-10.4	-9.4	-9.0	-10.8	-9.8	-10.4	-9.4	-9.0
	6H	-11.1	-9.3	-10.6	-8.9	-8.4	-11.2	-9.5	-10.7	-9.0	-8.5
	8H	-11.0	-9.1	-10.5	-8.6	-8.1	-11.3	-9.4	-10.8	-8.9	-8.4
	12H	-10.8	-8.8	-10.3	-8.3	-7.8	-11.4	-9.4	-10.9	-8.9	-8.4
8H	4H	-11.3	-9.4	-10.8	-8.9	-8.4	-11.0	-9.1	-10.5	-8.6	-8.1
	6H	-11.2	-9.4	-10.7	-8.9	-8.4	-11.0	-9.2	-10.5	-8.7	-8.2
	8H	-10.9	-9.3	-10.3	-8.8	-8.3	-10.9	-9.3	-10.3	-8.8	-8.3
	12H	-10.2	-9.2	-9.7	-8.7	-8.2	-10.6	-9.6	-10.1	-9.1	-8.6
12H	4H	-11.4	-9.4	-10.9	-8.9	-8.4	-10.8	-8.8	-10.3	-8.3	-7.8
	6H	-11.1	-9.6	-10.6	-9.1	-8.6	-10.5	-9.0	-10.0	-8.5	-8.0
	8H	-10.6	-9.6	-10.1	-9.1	-8.6	-10.2	-9.2	-9.7	-8.7	-8.2
Variations with the observer position at spacing:											
S =		3.7 / -3.0					3.7 / -3.0				
		6.1 / -3.7					6.1 / -3.7				
		8.0 / -4.1					8.0 / -4.1				