

Laser Blade L

Design iGuzzini

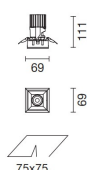

iGuzzini

Last information update: June 2025

Product configuration: QK39.01+QK49.01

QK39.01: Minimal Adjustable - Spot beam - LED - White

QK49.01: Minimal flange - for false ceilings between 12.5 mm and 25 mm thick - for recessed 69x69 mm - White



Product code

QK39.01: Minimal Adjustable - Spot beam - LED - White

Technical description

Recessed luminaire with adjustable optic for an LED lamp. Passive heat dissipation system. The adjustable body can turn in a set-back position in relation to the flush-mounted recessed housing to ensure precise lighting that is extremely comfortable and reduces direct glare significantly. Internal rotation of 358° and a continuous friction tilting movement of max 30°. Version available for flush with ceiling installation (frameless) - to insert the recessed luminaire in the false ceiling a specific adapter is required that is available with a separate item code. A fixed structure in die-cast aluminium. The adjustable unit includes a radiant element in aluminium, with a steel coupling for the optic unit and a thermoplastic rotation locknut. OPT1 BEAM LENS lighting system with hi-tech optic lens that create a particularly fine, well-defined light beam. Thermoplastic anti-glare external screen. Supplied with a dimmable DALI electronic ballast connected to the luminaire.

Installation

The luminaire is recessed in the specific adapter (QK49) by means of a steel wire spring, previously installed on the ceiling that can be between 12.5 and 25 mm thick. Installation possible in a horizontal or vertical position.

Colour
White (01)

Weight (Kg)
0.51

Mounting

wall recessed|ceiling recessed

Wiring

Quick-coupling connections on the ballast unit. Digital electronic cabling that allows dimming to be performed with DALI protocol or a pushbutton switch (read the indications on the instruction sheet carefully).

Notes

A range of technical and decorative accessories available; with the option of installing two accessories simultaneously.

Complies with EN60598-1 and pertinent regulations



Accessory code

QK49.01: Minimal flange - for false ceilings between 12.5 mm and 25 mm thick - for recessed 69x69 mm - White

Technical description

Adapter for a compatible false ceiling between 12.5 mm and 25 mm thick. White painted metal frame for flush with ceiling installation - zinc-plated metal plates for fixing to false ceilings. Fixing screws included in package.

Installation

Preparation hole 75 x 75 mm. The flush with ceiling frame is fixed by positioning the plates according to the thickness of the false ceiling - then the filling and finishing operations are performed and, lastly, the recess case (separate item code) is inserted in the adapter.

Colour
White (01)

Weight (Kg)
0.07

Mounting

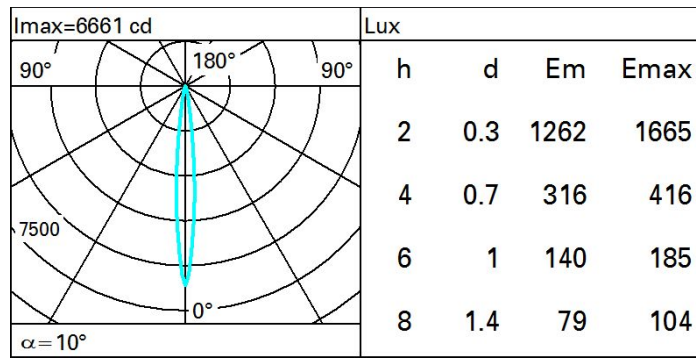
wall recessed|ceiling recessed

Complies with EN60598-1 and pertinent regulations

Technical data

Im system:	342	CRI (minimum):	90
W system:	8.1	Colour temperature [K]:	3000
Im source:	560	MacAdam Step:	2
W source:	6.1	Life Time LED 1:	> 50,000h - L90 - B10 (Ta 25°C)
Luminous efficiency (Im/W, real value):	42.2	Lamp code:	LED
Im in emergency mode:	-	Number of lamps for optical assembly:	1
Total light flux at or above an angle of 90° [Lm]:	0	ZVEI Code:	LED
Light Output Ratio (L.O.R.) [%]:	61	Number of optical assemblies:	1
Beam angle [°]:	10°	Control:	DALI-2

Polar



Utilisation factors

R	77	75	73	71	55	53	33	00	DRR
K0.8	55	52	50	49	52	50	50	48	78
1.0	57	55	53	52	54	53	52	50	83
1.5	60	58	57	56	58	56	56	54	89
2.0	62	61	60	59	60	59	58	57	93
2.5	63	62	61	61	61	61	60	58	96
3.0	64	63	63	62	62	62	61	60	98
4.0	65	64	64	64	63	63	62	61	99
5.0	65	65	65	64	64	64	63	61	100

Luminance curve limit

