

Laser Blade XS

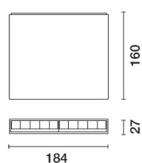

Design iGuzzini

iGuzzini

Last information update: May 2025

Product configuration: QI80

QI80: Ceiling-mounted linear Wall Washer- 10 LED section - Longitudinal Glare Control



Product code

QI80: Ceiling-mounted linear Wall Washer- 10 LED section - Longitudinal Glare Control

Technical description

Ceiling-mounted linear luminaire for LED lamps. Despite the ultracompact size of the product, the patented technology of the optic system guarantees an even efficient beam on the wall. The black polycarbonate perimeter frame is designed to significantly reduce the effect of longitudinal glare. Extruded aluminium main body and technical dissipation unit - shaped steel fixing plate. DALI dimmable electronic driver integrated in luminaire body.

Installation

Ceiling-mounted with surface fixing plate (screws and screw anchors not included) - external locking system. To light walls correctly check the installation distances and centre-to-centre distances indicated on the instructions sheet.

Colour

Black / Black (43) | Black / White (47)

Weight (Kg)

0.69

Mounting

ceiling surface

Wiring

Cables supplied with quick-coupling terminals for connecting to power supply line.

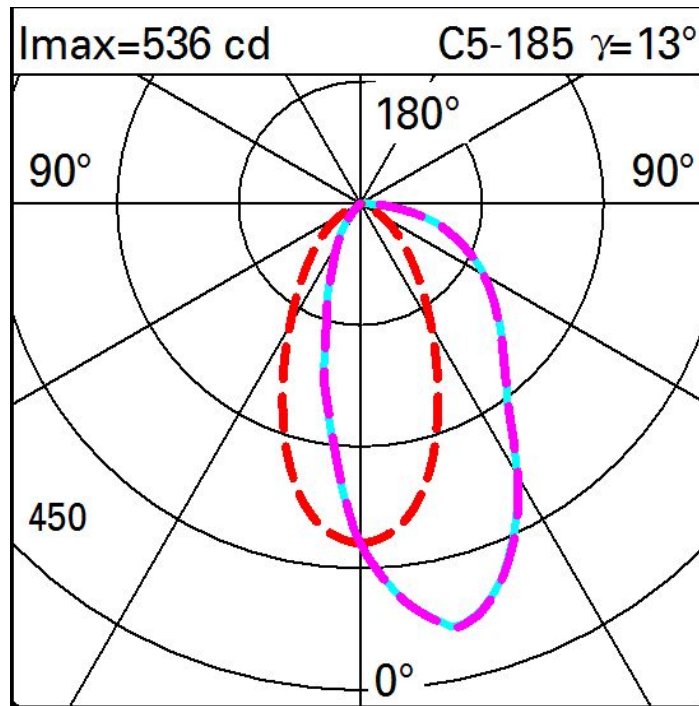
Complies with EN60598-1 and pertinent regulations



Technical data

Im system:	544	Voltage [Vin]:	230
W system:	19.7	Lamp code:	LED
Im source:	1700	Number of lamps for optical assembly:	1
W source:	17	ZVEI Code:	LED
Luminous efficiency (lm/W, real value):	27.6	Number of optical assemblies:	1
Im in emergency mode:	-	Power factor:	See installation instructions
Total light flux at or above an angle of 90° [Lm]:	0	Inrush current:	5 A / 50 µs
Light Output Ratio (L.O.R.) [%]:	32	Maximum number of luminaires of this type per miniature circuit breaker:	B10A: 31 luminaires B16A: 50 luminaires C10A: 52 luminaires C16A: 85 luminaires
CRI (minimum):	90	Minimum dimming %:	1
Colour temperature [K]:	3000	Overvoltage protection:	4kV Common mode & 2kV Differential mode
MacAdam Step:	2	Control:	DALI-2
Life Time LED 1:	> 50,000h - L80 - B10 (Ta 25°C)		

Polar



Illuminances

Lux											
						Wall distance = 1m					
3											
	0.4	0.9	3	14	56	111	56	14	3	0.9	0.4
2	0.8	2	8	22	57	91	57	22	8	2	0.8
	2	4	9	21	43	59	43	21	9	4	2
1	2	4	8	18	32	41	32	18	8	4	2
	2	4	8	14	22	26	22	14	8	4	2
0											
	m	-2	-1	0	1	2	3				