

Laser Blade XS

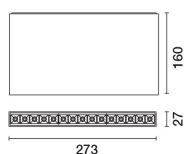

Design iGuzzini

iGuzzini

Last information update: April 2025

Product configuration: QI76

QI76: Ceiling-mounted linear GL Pro - 15 cells



Product code

QI76: Ceiling-mounted linear GL Pro - 15 cells

Technical description

Ceiling-mounted luminaire with 15 optical elements for LED lamps - fixed optics with metallised thermoplastic high definition Opti-Beam reflectors. Despite the ultracompact size of the product, the patented technology of the optic system guarantees an efficient luminous flux optimised by a special diffuser screen that reduces direct glare significantly. Extruded aluminium main body and technical dissipation unit - shaped steel fixing plate. DALI dimmable electronic driver integrated in luminaire body.

Installation

Ceiling-mounted with surface fixing plate (screws and screw anchors not included) - external locking system.

Colour

White (01) | Black/white (F2)

Weight (Kg)

1.11

Mounting

ceiling surface

Wiring

Cables supplied with quick-coupling terminals for connecting to power supply line.

Complies with EN60598-1 and pertinent regulations



Technical data

lm system:	2415	Colour temperature [K]:	4000
W system:	33.4	MacAdam Step:	2
lm source:	3500	Life Time LED 1:	> 50,000h - L80 - B10 (Ta 25°C)
W source:	30	Voltage [Vin]:	230
Luminous efficiency (lm/W, real value):	72.3	Lamp code:	LED
lm in emergency mode:	-	Number of lamps for optical assembly:	1
Total light flux at or above an angle of 90° [Lm]:	0	ZVEI Code:	LED
Light Output Ratio (L.O.R.) [%]:	69	Number of optical assemblies:	1
CRI (minimum):	90	Control:	DALI-2

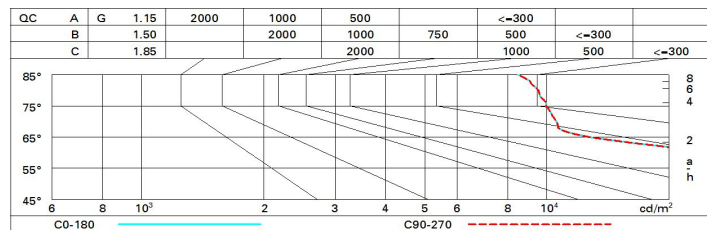
Polar

	CIE nL 0.69 88-98-100-100-69 UGR 22.7-22.6 DIN A.61 UTE 0.69A+0.00T F*1=877 F*1+F*2=981 F*1+F*2+F*3=997			
	Lux			
	h	d	Em	E _{max}
	2	2	538	725
	4	4.1	134	181
	6	6.1	60	81
	8	8.2	34	45

Utilisation factors

R	77	75	73	71	55	53	33	00	DRR
K0.8	58	54	51	49	54	51	51	48	69
1.0	62	58	55	53	57	55	54	52	75
1.5	66	63	61	59	62	60	60	57	83
2.0	69	66	65	63	65	64	63	61	88
2.5	70	68	67	66	67	66	65	63	92
3.0	71	70	69	68	69	68	67	65	94
4.0	72	71	70	70	70	69	68	66	96
5.0	73	72	71	71	71	70	69	67	97

Luminance curve limit



UGR diagram

Corrected UGR values (at 3500 lm bare lamp luminous flux)											
Reflect.: ceiling/cav walls work pl. Room dim x y		viewed crosswise					viewed endwise				
2H	2H	22.8	23.4	23.0	23.0	23.9	22.8	23.4	23.0	23.0	23.9
	3H	22.7	23.3	23.1	23.0	23.9	22.8	23.3	23.1	23.0	23.9
	4H	22.7	23.3	23.1	23.0	23.9	22.7	23.3	23.1	23.5	23.8
	6H	22.7	23.2	23.1	23.5	23.8	22.6	23.1	23.0	23.5	23.8
	8H	22.7	23.2	23.1	23.5	23.8	22.6	23.1	23.0	23.4	23.8
	12H	22.7	23.1	23.0	23.5	23.8	22.6	23.0	23.0	23.4	23.7
4H	2H	22.7	23.3	23.1	23.5	23.8	22.7	23.3	23.1	23.0	23.9
	3H	22.7	23.2	23.1	23.5	23.9	22.8	23.2	23.1	23.0	23.9
	4H	22.7	23.1	23.1	23.5	23.9	22.7	23.1	23.1	23.5	23.9
	6H	22.7	23.1	23.2	23.5	23.9	22.7	23.0	23.1	23.4	23.8
	8H	22.7	23.1	23.2	23.5	23.9	22.6	23.0	23.1	23.4	23.8
	12H	22.7	23.0	23.2	23.4	23.9	22.6	22.9	23.1	23.3	23.8
8H	4H	22.6	23.0	23.1	23.4	23.8	22.7	23.1	23.2	23.5	23.9
	6H	22.7	22.9	23.2	23.4	23.9	22.7	23.0	23.2	23.4	23.9
	8H	22.7	22.9	23.2	23.4	23.9	22.7	22.9	23.2	23.4	23.9
	12H	22.7	22.9	23.2	23.4	23.9	22.7	22.9	23.2	23.4	23.9
12H	4H	22.6	22.9	23.1	23.3	23.8	22.7	23.0	23.2	23.4	23.9
	6H	22.6	22.9	23.1	23.3	23.8	22.7	22.9	23.2	23.4	23.9
	8H	22.7	22.9	23.2	23.4	23.9	22.7	22.9	23.2	23.4	23.9
Variations with the observer position at spacing:											
S =		1.0H					2.4 / -2.2				
		1.5H					4.5 / -4.7				
		2.0H					6.3 / -6.0				