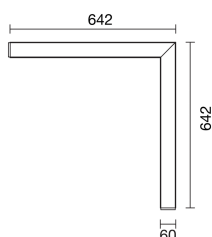


Product configuration: QB85

QB85: Angular LED module - Minimal Down - DALI - UGR < 19 / Office / Working - Neutral



Product code

QB85: Angular LED module - Minimal Down - DALI - UGR < 19 / Office / Working - Neutral

Technical description

Angular element for Minimal (frameless) flush with ceiling version profiles; including a Neutral 4000K LED module. Microprismatic screen for controlled luminance emission UGR < 19 - 3000 cd/m2 (working lighting); screen set up for overlapping connections. Integrated DALI control gear. Pass-through wiring for continuous lines:

Installation

Installation can be recessed, surface, ceiling and pendant-mounted using suitable accessories to be ordered separately.

Colour

White (01) | Black (04) | Aluminium (12)

Weight (Kg)

4.17

Mounting

ceiling recessed|ceiling surface|ceiling pendant

Wiring

The angular profile is supplied with pass-through wiring for continuous lines. Quick coupling terminal blocks to simplify connections between the luminaires. LED module complete with integrated dimmable digital DALI control gear.

Notes

Important: the Minimal angular module is only available for Down emission. Take care when configuring the system; to complete a continuous line with an angular profile correctly, two initial modules are required, one for each end of the corner.

TPb rated. TPa version available on request, contact iGuzzini for more info

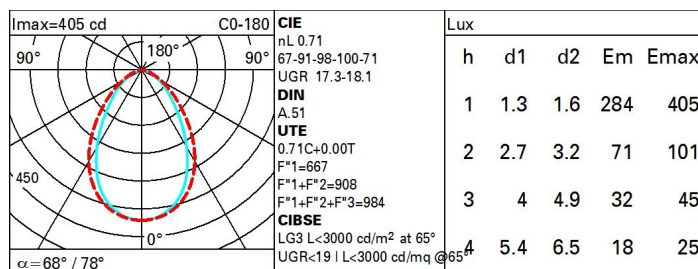
Complies with EN60598-1 and pertinent regulations



Technical data

Im system:	1306	Life Time LED 1:	> 50,000h - L90 - B10 (Ta 25°C)
W system:	11	Lamp code:	LED
Im source:	920	Number of lamps for optical assembly:	1
W source:	4.5	ZVEI Code:	LED
Luminous efficiency (Im/W, real value):	118.8	Number of optical assemblies:	2
Im in emergency mode:	-	Power factor:	See installation instructions
Total light flux at or above an angle of 90° [Lm]:	0	Inrush current:	18 A / 250 µs
Light Output Ratio (L.O.R.) [%]:	71	Maximum number of luminaires of this type per miniature circuit breaker:	B10A: 21 luminaires B16A: 34 luminaires C10A: 35 luminaires C16A: 57 luminaires
CRI (minimum):	80	Minimum dimming %:	1
Colour temperature [K]:	4000	Overvoltage protection:	2kV Common mode & 1kV Differential mode
MacAdam Step:	3	Control:	DALI-2

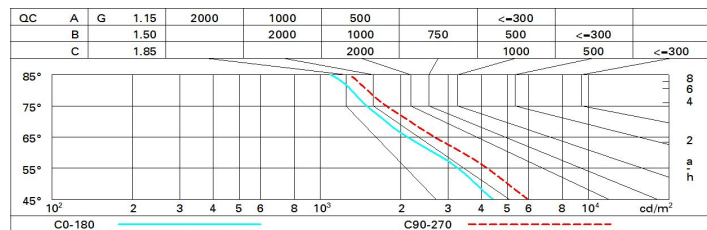
Polar



Utilisation factors

R	77	75	73	71	55	53	33	00	DRR
K0.8	53	47	43	40	46	42	42	38	54
1.0	57	52	48	45	51	47	47	43	61
1.5	64	59	56	53	58	55	54	51	72
2.0	67	64	61	59	62	60	59	56	79
2.5	69	66	64	62	65	63	62	59	83
3.0	71	68	66	65	67	65	64	61	86
4.0	72	70	69	67	69	68	66	64	90
5.0	73	72	70	69	70	69	68	65	92

Luminance curve limit



UGR diagram

Corrected UGR values (at 920 lm bare lamp luminous flux)											
Reflect.: ceiling/cav walls work pl. Room dim x y		viewed crosswise					viewed endwise				
2H	2H	15.5	16.5	15.8	16.8	17.0	16.9	17.8	17.2	18.1	18.3
	3H	16.1	17.0	16.5	17.3	17.6	17.0	17.9	17.4	18.2	18.5
	4H	16.4	17.2	16.7	17.5	17.8	17.1	17.9	17.4	18.2	18.5
	6H	16.5	17.3	16.9	17.6	17.9	17.0	17.8	17.4	18.1	18.4
	8H	16.6	17.3	16.9	17.6	18.0	17.0	17.7	17.4	18.1	18.4
	12H	16.6	17.3	17.0	17.6	18.0	17.0	17.7	17.4	18.0	18.4
4H	2H	15.9	16.8	16.3	17.1	17.4	17.6	18.4	18.0	18.8	19.1
	3H	16.7	17.4	17.1	17.7	18.1	18.0	18.7	18.4	19.0	19.4
	4H	17.0	17.6	17.4	18.0	18.3	18.1	18.7	18.5	19.0	19.4
	6H	17.2	17.8	17.7	18.2	18.6	18.1	18.6	18.5	19.0	19.5
	8H	17.3	17.8	17.7	18.2	18.6	18.1	18.6	18.6	19.0	19.5
	12H	17.3	17.8	17.8	18.2	18.7	18.1	18.5	18.5	19.0	19.4
8H	4H	17.1	17.6	17.5	18.0	18.4	18.3	18.8	18.8	19.2	19.7
	6H	17.4	17.8	17.9	18.3	18.8	18.5	18.9	18.9	19.3	19.8
	8H	17.6	17.9	18.1	18.4	18.9	18.5	18.9	19.0	19.3	19.8
	12H	17.7	18.0	18.2	18.4	19.0	18.5	18.8	19.0	19.3	19.8
12H	4H	17.1	17.5	17.5	17.9	18.4	18.4	18.8	18.8	19.3	19.7
	6H	17.4	17.8	17.9	18.3	18.8	18.5	18.9	19.0	19.3	19.8
	8H	17.6	17.9	18.1	18.4	18.9	18.6	18.9	19.1	19.4	19.9
Variations with the observer position at spacing:											
S =		0.5 / -0.5					0.3 / -0.5				
		0.6 / -1.3					0.8 / -1.2				
		1.2 / -1.9					1.8 / -1.8				