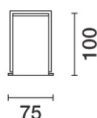



Last information update: November 2024

### Product configuration: QB67+QB91.12

QB67: Initial moduleFrame DownUGR < 19 / Office / WorkingL 3596

QB91.12: Down plate - ON-OFF - Working UGR < 19 - LED Neutral - L 3588 - 32W 3795lm - 4000K - Aluminium



### Product code

QB67: Initial moduleFrame DownUGR < 19 / Office / WorkingL 3596

### Technical description

Initial profile in extruded aluminium - Frame version with contact frame; micro-prismatic PMMA screen for controlled luminance emission UGR < 19 - 3000 cd/m2 (working lighting); screen set up for connecting several lengths by overlapping.

### Installation

Recessed using the brackets on the profile. The initial modules can be used individually if completed with accessory caps and the required LED module - L 3588.

### Colour

White (01)

### Weight (Kg)

7.4

### Mounting

ceiling recessed

### Wiring

Set up exclusively to house L 3588 triple-length LED modules.

### Notes

Take care with the system configuration. To make continuous lines of lighting, use the intermediate modules. To complete a continuous line correctly there must always be an initial module at the start or end of the composition.

TPb rated. TPa version available on request, contact iGuzzini for more info

Complies with EN60598-1 and pertinent regulations



### Product code

QB91.12: Down plate - ON-OFF - Working UGR < 19 - LED Neutral - L 3588 - 32W 3795lm - 4000K - Aluminium **Attention! Code no longer in production**

### Technical description

LED module set up for housing in intermediate system profiles, ideal for particularly long light lines. High efficiency down emission for Working profiles (with a controlled luminance micro-prismatic screen). Electronic control gear integrated in the luminaire. Extruded aluminium heat sink; high emission yield flux enhancer. Neutral 4000K LED

### Installation

Module insertion on profiles facilitated by a quick coupling system.

### Colour

Indeterminate (00)

### Weight (Kg)

3.8

### Wiring

Quick coupling terminal block connection to simplify connections between the subsequent modules. Complete with integrated ON-OFF - non-dimmable control gear.

### Notes

Important: the triple length intermediate luminous module can be used for both initial profiles - L 3594 - for stand-alone applications, and intermediate profiles - L 3594 - for continuous line applications.

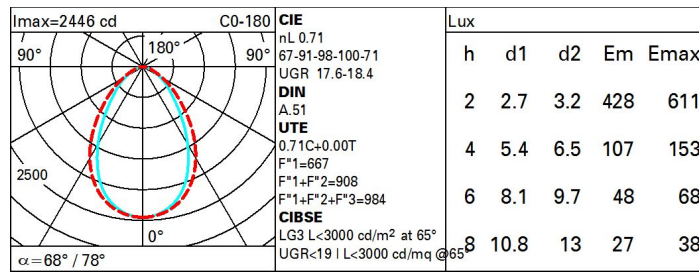
Complies with EN60598-1 and pertinent regulations



### Technical data

Im system:	3941	CRI (minimum):	80
W system:	29.7	Colour temperature [K]:	4000
Im source:	5550	MacAdam Step:	3
W source:	27	Life Time LED 1:	> 50,000h - L90 - B10 (Ta 25°C)
Luminous efficiency (Im/W, real value):	132.7	Lamp code:	LED
Im in emergency mode:	-	Number of lamps for optical assembly:	1
Total light flux at or above an angle of 90° [Lm]:	0	ZVEI Code:	LED
Light Output Ratio (L.O.R.) [%]:	71	Number of optical assemblies:	1

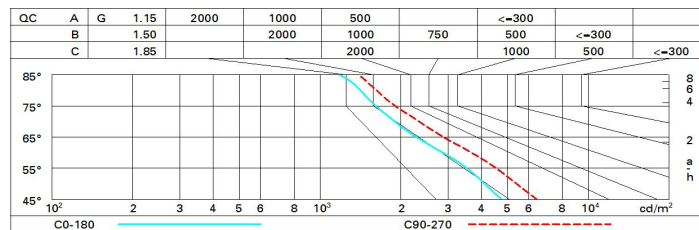
# Polar



# Utilisation factors

R	77	75	73	71	55	53	33	00	DRR
K0.8	53	47	43	40	46	42	42	38	54
1.0	57	52	48	45	51	47	47	43	61
1.5	64	59	56	53	58	55	54	51	72
2.0	67	64	61	59	62	60	59	56	79
2.5	69	66	64	62	65	63	62	59	83
3.0	71	68	66	65	67	65	64	61	86
4.0	72	70	69	67	69	68	66	64	90
5.0	73	72	70	69	70	69	68	65	92

# Luminance curve limit



# UGR diagram

Corrected UGR values (at 5550 lm bare lamp luminous flux)												
Reflect.: ceiling/cav walls work pl. Room dim x y		0.70	0.70	0.50	0.50	0.30	0.70	0.70	0.50	0.50	0.30	0.30
		0.50	0.30	0.50	0.30	0.30	0.50	0.30	0.50	0.30	0.30	0.30
		0.20	0.20	0.20	0.20	0.20	0.20	0.20	0.20	0.20	0.20	0.20
		viewed crosswise					viewed endwise					
2H	2H	15.8	16.8	16.1	17.0	17.3	17.1	18.1	17.4	18.3	18.6	18.6
	3H	16.4	17.3	16.7	17.6	17.9	17.3	18.2	17.6	18.5	18.8	18.8
	4H	16.6	17.4	17.0	17.7	18.1	17.3	18.1	17.7	18.4	18.8	18.8
	6H	16.8	17.5	17.1	17.9	18.2	17.3	18.0	17.7	18.4	18.7	18.7
	8H	16.8	17.5	17.2	17.9	18.2	17.3	18.0	17.6	18.3	18.7	18.7
	12H	16.8	17.5	17.2	17.9	18.2	17.2	17.9	17.6	18.3	18.6	18.6
4H	2H	16.2	17.0	16.6	17.3	17.6	17.9	18.7	18.3	19.0	19.3	19.3
	3H	16.9	17.6	17.3	18.0	18.3	18.2	18.9	18.6	19.3	19.6	19.6
	4H	17.2	17.8	17.6	18.2	18.6	18.3	18.9	18.7	19.3	19.7	19.7
	6H	17.5	18.0	17.9	18.4	18.8	18.4	18.9	18.8	19.3	19.7	19.7
	8H	17.6	18.1	18.0	18.5	18.9	18.4	18.9	18.8	19.3	19.7	19.7
	12H	17.6	18.0	18.1	18.5	18.9	18.3	18.8	18.8	19.2	19.7	19.7
8H	4H	17.3	17.8	17.8	18.3	18.7	18.6	19.1	19.1	19.5	20.0	20.0
	6H	17.7	18.1	18.2	18.5	19.0	18.7	19.1	19.2	19.6	20.1	20.1
	8H	17.8	18.2	18.3	18.6	19.1	18.8	19.1	19.3	19.6	20.1	20.1
	12H	17.9	18.2	18.4	18.7	19.2	18.8	19.1	19.3	19.6	20.1	20.1
12H	4H	17.3	17.8	17.8	18.2	18.7	18.6	19.1	19.1	19.5	20.0	20.0
	6H	17.7	18.1	18.2	18.5	19.0	18.8	19.1	19.3	19.6	20.1	20.1
	8H	17.9	18.2	18.4	18.7	19.2	18.9	19.2	19.4	19.6	20.2	20.2
Variations with the observer position at spacing:												
S =		1.0H	0.5 / -0.5		0.3 / -0.5							
		1.5H	0.6 / -1.3		0.8 / -1.2							
		2.0H	1.2 / -1.9		1.8 / -1.8							