

## Laser Blade XS


Design iGuzzini

iGuzzini

Last information update: May 2025

### Product configuration: Q883

Q883: Ceiling-mounted LB XS Linear HC - 10 cells - Flood beam - remote driver



#### Product code

Q883: Ceiling-mounted LB XS Linear HC - 10 cells - Flood beam - remote driver

#### Technical description

Ceiling-mounted luminaire with 10 optic elements for LED lamps - fixed optics with metallised thermoplastic high definition Opti-Beam reflectors. Despite the ultracompact size of the product, the patented technology of the optic system guarantees an efficient luminous flux and a high level of controlled glare visual comfort. Extruded aluminium main body and technical dissipation unit - shaped steel fixing plate. Ballast not included, available with separate code.

#### Installation

Ceiling-mounted with surface fixing plate (screws and screw anchors not included) - external locking system.

#### Colour

White (01) | Black / Black (43) | Black / White (47) | White/Gold (41)\* | Black/gold (44)\* | White / burnished chrome (E7)\* | Black/burnished chrome (F1)\*

#### Weight (Kg)

0.3

\* Colours on request

#### Mounting

ceiling surface

#### Wiring

Cables supplied with quick-coupling terminals for connecting to power supply line.

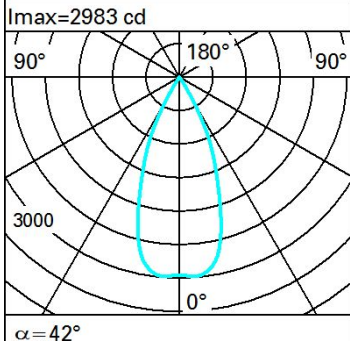
Complies with EN60598-1 and pertinent regulations



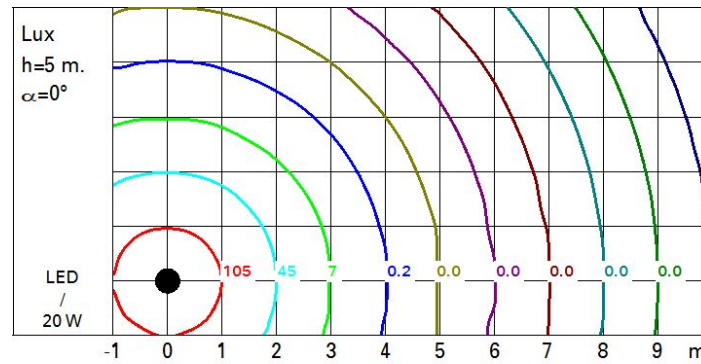
#### Technical data

Im system:	1453	CRI (minimum):	90
W system:	20	Colour temperature [K]:	2700
Im source:	1750	MacAdam Step:	2
W source:	20	Life Time LED 1:	> 50,000h - L80 - B10 (Ta 25°C)
Luminous efficiency (Im/W, real value):	72.6	Lamp code:	LED
Im in emergency mode:	-	Number of lamps for optical assembly:	1
Total light flux at or above an angle of 90° [Lm]:	0	ZVEI Code:	LED
Light Output Ratio (L.O.R.) [%]:	83	Number of optical assemblies:	1
Beam angle [°]:	43°	LED current [mA]:	700

#### Polar

Imax=2983 cd		Lux			
		h	d	Em	E <sub>max</sub>
		2	1.5	607	740
		4	3.1	152	185
		6	4.6	67	82
		8	6.1	38	46

### Isolux



### UGR diagram

Corrected UGR values (at 1750 lm bare lamp luminous flux)											
Riflect.: ceil/cav walls work pl. Room dim x            y		viewed crosswise					viewed endwise				
2H	2H	7.0	7.5	7.3	7.7	7.9	7.0	7.5	7.3	7.7	7.9
	3H	6.9	7.3	7.2	7.6	7.8	6.9	7.3	7.2	7.6	7.8
	4H	6.8	7.2	7.1	7.5	7.8	6.8	7.2	7.1	7.5	7.8
	6H	6.7	7.1	7.1	7.4	7.7	6.7	7.1	7.1	7.4	7.7
	8H	6.7	7.1	7.1	7.4	7.7	6.7	7.1	7.1	7.4	7.7
	12H	6.7	7.0	7.0	7.4	7.7	6.7	7.0	7.0	7.3	7.7
4H	2H	6.8	7.2	7.1	7.5	7.8	6.8	7.2	7.1	7.5	7.8
	3H	6.7	7.0	7.0	7.3	7.7	6.7	7.0	7.0	7.3	7.7
	4H	6.6	6.9	7.0	7.2	7.6	6.6	6.9	7.0	7.2	7.6
	6H	6.5	6.8	6.9	7.2	7.6	6.5	6.8	6.9	7.1	7.6
	8H	6.4	6.7	6.9	7.1	7.5	6.4	6.7	6.9	7.1	7.5
	12H	6.4	6.6	6.9	7.1	7.5	6.4	6.6	6.8	7.0	7.5
8H	4H	6.4	6.7	6.9	7.1	7.5	6.4	6.7	6.9	7.1	7.5
	6H	6.3	6.6	6.8	7.0	7.5	6.4	6.6	6.8	7.0	7.5
	8H	6.3	6.5	6.8	6.9	7.4	6.3	6.5	6.8	6.9	7.4
	12H	6.3	6.4	6.8	6.9	7.4	6.3	6.4	6.8	6.9	7.4
12H	4H	6.4	6.6	6.8	7.0	7.5	6.4	6.6	6.9	7.1	7.5
	6H	6.3	6.5	6.8	6.9	7.4	6.3	6.5	6.8	7.0	7.4
	8H	6.3	6.4	6.8	6.9	7.4	6.3	6.4	6.8	6.9	7.4
Variations with the observer position at spacing:											
S =		1.0H                                    7.0 / -14.5					7.0 / -14.5				
		1.5H                                    9.8 / -14.7					9.8 / -14.7				
		2.0H                                    11.8 / -14.8					11.8 / -14.8				