


iGuzzini

Last information update: May 2025

Product configuration: Q874

Q874: LB XS pendant HC - 9 cells - Wide Flood beam - integrated driver



Product code

Q874: LB XS pendant HC - 9 cells - Wide Flood beam - integrated driver

Technical description

Pendant luminaire with 9 optical elements for LED lamps, ideal for zenithal accent lighting. Despite the ultracompact size of the product, the patented technology of the optic system guarantees an efficient luminous flux and a high level of visual comfort. Metallised thermoplastic high definition Opti-Beam reflectors. Extruded aluminium body and die-cast zamak technical dissipation unit. Thermoplastic ceiling rose with shaped steel fixing plate. PVC power/pendant cable in the same colour as the external finish. The cable connection on the pendant body is fitted with a manual adjustment system that facilitates alignment. ON-OFF driver integrated in luminaire body.

Installation

Ceiling rose with surface fixing plate (screws and screw anchors not included)

Colour

White (01) | Black / Black (43) | Black / White (47) | White/Gold (41)* | Black/gold (44)* | White / burnished chrome (E7)* | Black/burnished chrome (F1)*

* Colours on request

Weight (Kg)

0.92

Mounting

ceiling pendant

Wiring

Connection terminal included on ceiling plate - the pendant cable can be adjusted on the pendant body

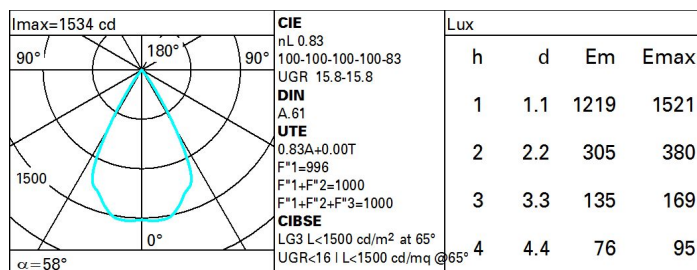
Complies with EN60598-1 and pertinent regulations



Technical data

Im system:	1204	CRI (minimum):	90
W system:	17.7	Colour temperature [K]:	2700
Im source:	1450	MacAdam Step:	2
W source:	15	Life Time LED 1:	> 50,000h - L80 - B10 (Ta 25°C)
Luminous efficiency (lm/W, real value):	68	Voltage [Vin]:	230
Im in emergency mode:	-	Lamp code:	LED
Total light flux at or above an angle of 90° [Lm]:	0	Number of lamps for optical assembly:	1
Light Output Ratio (L.O.R.) [%]:	83	ZVEI Code:	LED
Beam angle [°]:	58°	Number of optical assemblies:	1

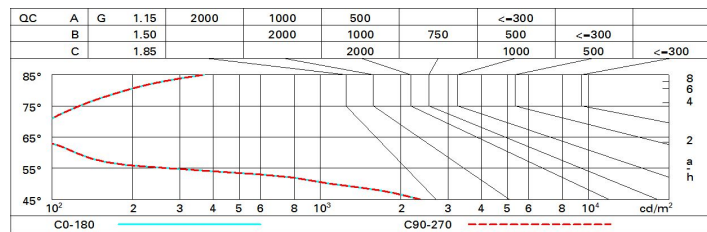
Polar



Utilisation factors

R	77	75	73	71	55	53	33	00	DRR
K0.8	75	71	68	66	70	68	68	65	78
1.0	78	75	72	70	74	72	71	69	83
1.5	82	79	77	76	78	77	76	73	89
2.0	85	83	81	80	82	80	79	77	93
2.5	86	85	84	83	84	83	82	79	96
3.0	87	86	85	85	85	84	83	81	98
4.0	88	87	87	86	86	86	84	82	99
5.0	89	88	88	88	87	86	85	83	100

Luminance curve limit



UGR diagram

Corrected UGR values (at 1450 lm bare lamp luminous flux)											
Reflect.: ceiling walls work pl. Room dim x y		0.70	0.70	0.50	0.50	0.30	0.70	0.70	0.50	0.50	0.30
		0.50	0.30	0.50	0.30	0.30	0.50	0.30	0.50	0.30	0.30
		0.20	0.20	0.20	0.20	0.20	0.20	0.20	0.20	0.20	0.20
		viewed crosswise					viewed endwise				
2H	2H	16.4	17.0	16.7	17.2	17.5	16.4	17.0	16.7	17.2	17.5
	3H	16.3	16.8	16.6	17.1	17.4	16.3	16.8	16.6	17.1	17.4
	4H	16.2	16.7	16.5	17.0	17.3	16.2	16.7	16.5	17.0	17.3
	6H	16.1	16.6	16.5	16.9	17.2	16.1	16.6	16.5	16.9	17.2
	8H	16.1	16.5	16.5	16.9	17.2	16.1	16.5	16.5	16.9	17.2
	12H	16.1	16.5	16.4	16.8	17.2	16.1	16.5	16.4	16.8	17.2
4H	2H	16.2	16.7	16.5	17.0	17.3	16.2	16.7	16.5	17.0	17.3
	3H	16.1	16.5	16.4	16.8	17.2	16.1	16.5	16.4	16.8	17.2
	4H	16.0	16.3	16.4	16.7	17.1	16.0	16.3	16.4	16.7	17.1
	6H	15.9	16.2	16.3	16.6	17.0	15.9	16.2	16.3	16.6	17.0
	8H	15.8	16.1	16.3	16.5	17.0	15.8	16.1	16.3	16.5	17.0
	12H	15.8	16.0	16.2	16.5	16.9	15.8	16.0	16.2	16.5	16.9
8H	4H	15.8	16.1	16.3	16.5	17.0	15.8	16.1	16.3	16.5	17.0
	6H	15.7	16.0	16.2	16.4	16.9	15.7	16.0	16.2	16.4	16.9
	8H	15.7	15.9	16.2	16.4	16.9	15.7	15.9	16.2	16.4	16.9
	12H	15.6	15.8	16.1	16.3	16.8	15.6	15.8	16.1	16.3	16.8
12H	4H	15.8	16.0	16.2	16.5	16.9	15.8	16.0	16.2	16.5	16.9
	6H	15.7	15.9	16.2	16.4	16.9	15.7	15.9	16.2	16.4	16.9
	8H	15.6	15.8	16.1	16.3	16.8	15.6	15.8	16.1	16.3	16.8
Variations with the observer position at spacing:											
S =	1.0H	6.5 / -24.9					6.5 / -24.9				
	1.5H	9.4 / -25.0					9.4 / -25.0				
	2.0H	11.4 / -25.8					11.4 / -25.8				