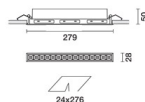



Design iGuzzini iGuzzini

Product configuration: Q517
Q517: Frame 15 cells - Flood beam - LED



Q517: Frame 15 cells - Flood beam - LED

Linear miniaturised recessed luminaire with 15 optical elements for LED lamps - fixed optics. Despite the ultracompact size of the product, the patented technology of the optic system guarantees an efficient flow and a high level of controlled glare visual comfort. Main body with die-cast aluminium radiant surface, version with perimeter surface frame. Metallised, thermoplastic, high definition Opti Beam reflectors, integrated in a set-back position in the anti-glare screen. Supplied with DALI power supply unit connected to the luminaire.

Recessed with steel wire springs for false ceilings from 1 to 25 mm thick - preparation hole 24 x 276.

White (01) | Black / Black (43) | Black / White (47) | White/Gold (41)* | Grey / Black (74)* | White / burnished chrome (E7)*

0.75

* Colours on request

wall recessed|ceiling recessed

On the power supply unit with terminal board included.

Complies with EN60598-1 and pertinent regulations



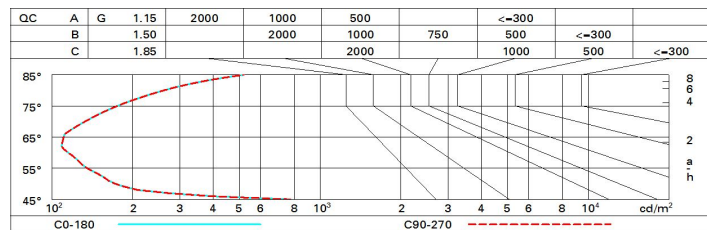
Im system:	2241	Colour temperature [K]:	3000
W system:	33.8	MacAdam Step:	2
Im source:	2700	Life Time LED 1:	> 50,000h - L80 - B10 (Ta 25°C)
W source:	30	Voltage [Vin]:	230
Luminous efficiency (Im/W, real value):	66.3	Lamp code:	LED
Im in emergency mode:	-	Number of lamps for optical assembly:	1
Total light flux at or above an angle of 90° [Lm]:	0	ZVEI Code:	LED
Light Output Ratio (L.O.R.) [%]:	83	Number of optical assemblies:	1
Beam angle [°]:	43°	Control:	DALI-2
CRI (minimum):	90		

<p> $I_{max}=4603 \text{ cd}$ $\alpha=42^\circ$ </p>	CIE nL 0.83 100-100-100-100-83 UGR <10-<10		Lux			
	DIN A.61					
	UTE 0.83A+0.00T F*1=999 F*1+F*2=1000 F*1+F*2+F*3=1000		h	d	Em	E _{max}
	CIBSE LG3 L<1500 cd/m ² at 65° UGR<10 L<1500 cd/mg @65°		2	1.5	937	1142
			6	4.6	104	127
		8	6.1	59	71	

Utilisation factors

R	77	75	73	71	55	53	33	00	DRR
K0.8	75	71	68	66	70	68	68	65	78
1.0	78	75	72	70	74	72	71	69	83
1.5	82	80	77	76	79	77	76	74	89
2.0	85	83	81	80	82	80	79	77	93
2.5	86	85	84	83	84	83	82	79	96
3.0	87	86	85	85	85	84	83	81	98
4.0	88	87	87	86	86	86	84	82	99
5.0	89	88	88	88	87	87	85	83	100

Luminance curve limit



UGR diagram

Corrected UGR values (at 2700 lm bare lamp luminous flux)											
Reflect.: ceiling walls work pl. Room dim x y		viewed crosswise					viewed endwise				
		0.70	0.70	0.50	0.50	0.30	0.70	0.70	0.50	0.50	0.30
		0.50	0.30	0.50	0.30	0.30	0.50	0.30	0.50	0.30	0.30
		0.20	0.20	0.20	0.20	0.20	0.20	0.20	0.20	0.20	0.20
2H	2H	7.1	7.6	7.4	7.8	8.1	7.1	7.6	7.4	7.8	8.1
	3H	7.0	7.4	7.3	7.7	8.0	7.0	7.4	7.3	7.7	8.0
	4H	6.9	7.4	7.3	7.6	7.9	6.9	7.4	7.3	7.6	7.9
	6H	6.9	7.2	7.2	7.6	7.9	6.9	7.2	7.2	7.6	7.9
	8H	6.8	7.2	7.2	7.5	7.9	6.8	7.2	7.2	7.5	7.8
	12H	6.8	7.2	7.2	7.5	7.8	6.8	7.1	7.2	7.5	7.8
4H	2H	6.9	7.4	7.3	7.6	7.9	6.9	7.4	7.3	7.6	7.9
	3H	6.8	7.1	7.2	7.5	7.8	6.8	7.1	7.2	7.5	7.8
	4H	6.7	7.0	7.1	7.4	7.8	6.7	7.0	7.1	7.4	7.8
	6H	6.6	6.9	7.0	7.3	7.7	6.6	6.9	7.0	7.3	7.7
	8H	6.6	6.8	7.0	7.2	7.7	6.6	6.8	7.0	7.2	7.7
	12H	6.5	6.8	7.0	7.2	7.6	6.5	6.7	7.0	7.2	7.6
8H	4H	6.6	6.8	7.0	7.2	7.7	6.6	6.8	7.0	7.2	7.7
	6H	6.5	6.7	7.0	7.1	7.6	6.5	6.7	7.0	7.1	7.6
	8H	6.4	6.6	6.9	7.1	7.6	6.4	6.6	6.9	7.1	7.6
	12H	6.4	6.6	6.9	7.0	7.6	6.4	6.5	6.9	7.0	7.5
12H	4H	6.5	6.7	7.0	7.2	7.6	6.5	6.8	7.0	7.2	7.6
	6H	6.4	6.6	6.9	7.1	7.6	6.4	6.6	6.9	7.1	7.6
	8H	6.4	6.5	6.9	7.0	7.5	6.4	6.6	6.9	7.0	7.6
Variations with the observer position at spacing:											
S =	1.0H	7.0 / -14.5					7.0 / -14.5				
	1.5H	9.8 / -14.7					9.8 / -14.7				
	2.0H	11.8 / -14.8					11.8 / -14.8				