

Last information update: December 2024

Product configuration: Q413+Q356.01

Q413: Plate - General Down Light - Warm LED - DALI - L 598

Q356.01: Frame initial module - General Down Light - L 612 - White



Product code

Q413: Plate - General Down Light - Warm LED - DALI - L 598

Technical description

LED module set up for housing in initial or intermediate system profiles - down emission. DALI dimmable electronic control gear integrated in the luminaire. Extruded aluminium heat sink; high emission yield flux enhancer. Warm LED.

Installation

Module insertion on profiles facilitated by a quick coupling system.

Colour

Indeterminate (00)


Weight (Kg)

0.81

Wiring

Quick coupling terminal block connection to simplify connections between the luminaires. LED module complete with integrated control gear.

Complies with EN60598-1 and pertinent regulations



Product code

Q356.01: Frame initial module - General Down Light - L 612 - White

Technical description

Initial profile in extruded aluminium - Frame version with contact frame; methacrylate opal screen (diffused general light); screen set up for connecting several lengths by overlapping.

Installation

Recessed using the brackets on the profile. The initial modules can be used individually if completed with accessory caps and the required LED module.

Colour

White (01)

Weight (Kg)

2

Mounting

ceiling recessed

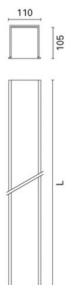
Wiring

Set up to house the LED modules required by the system.

Notes

Take care with the system configuration. To make continuous lines of lighting, use the intermediate modules. To complete a continuous line correctly there must always be an initial module at the start or end of the composition. TPb rated. TPa version available on request, contact iGuzzini for more info

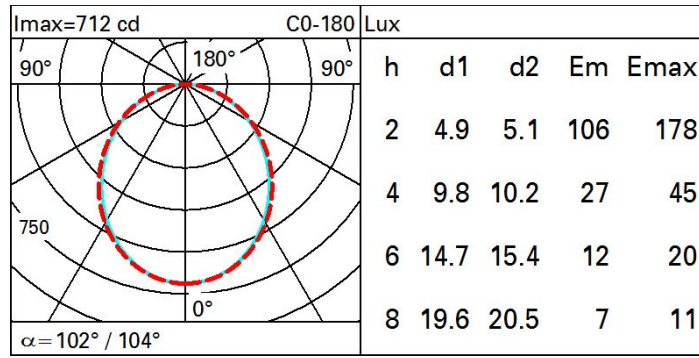
Complies with EN60598-1 and pertinent regulations



Technical data

Im system:	1850	Colour temperature [K]:	3000
W system:	17	MacAdam Step:	3
Im source:	2500	Life Time LED 1:	> 50,000h - L90 - B10 (Ta 25°C)
W source:	15	Voltage [Vin]:	230
Luminous efficiency (Im/W, real value):	108.8	Lamp code:	LED
Im in emergency mode:	-	Number of lamps for optical assembly:	1
Total light flux at or above an angle of 90° [Lm]:	0	ZVEI Code:	LED
Light Output Ratio (L.O.R.) [%]:	74	Number of optical assemblies:	1
CRI (minimum):	80	Control:	DALI-2

Polar



Isolux

