

Last information update: March 2025

Product configuration: RU30.01+PI14.12

RU30.01: Linear module - recessed Frame Down - for MMO/Space/Wall Washer versions - L=3576 - White

PI14.12: Plate with Warm White LED - MMO Downlight - UGR<19 - HO- DALI - L=1192 - 27.7W 3834.6lm - 3000K - Aluminium



Product code

RU30.01: Linear module - recessed Frame Down - for MMO/Space/Wall Washer versions - L=3576 - White

Technical description

Frame version extruded aluminium initial profile with contact frame, designed to house a specific LED plate in an MMO, Space and Wall Washer version.

Installation

Recessed using the brackets on the profile.

Colour

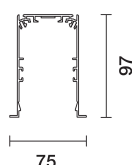
White (01)

Wiring

Designed to house the LED modules that can be used by the system.

Complies with EN60598-1 and pertinent regulations

IP20



Product code

PI14.12: Plate with Warm White LED - MMO Downlight - UGR<19 - HO- DALI - L=1192 - 27.7W 3834.6lm - 3000K - Aluminium

Technical description

Warm White LED plate with direct (Down) emission in an MMO version. High Output (HO) version with controlled luminance down emission $L \leq 3000 \text{ cd/m}^2 - \alpha > 65^\circ$, for use in environments with video monitors in compliance with EN 12464-1. The module optic and structural fittings allow high luminous flux and system efficiency values. DALI dimmable power supply integrated in the luminaire. Extruded aluminium heat sink and "Halogen Free" electric cables. Moulded and metallised polycarbonate raster.

Installation

Module insertion on profiles facilitated by a quick coupling system.

Colour

Aluminium (12)

Weight (Kg)

0.93

Wiring

Quick coupling terminal block connection to simplify connections between the subsequent modules. Complete with integrated dimmable DALI power supply.

Notes

TPa version available on request, contact iGuzzini for more info

Complies with EN60598-1 and pertinent regulations



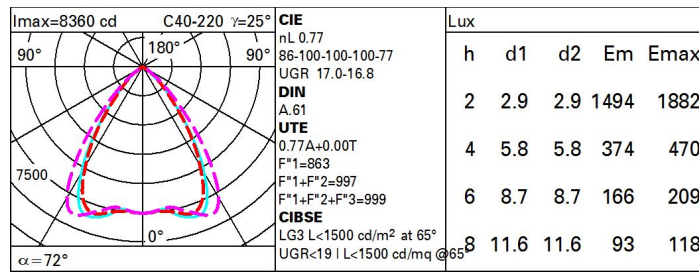
IP20



Technical data

lm system:	11496	Colour temperature [K]:	3000
W system:	82.9	MacAdam Step:	3
lm source:	14930	Life Time LED 1:	> 50,000h - L90 - B10 (Ta 25°C)
W source:	73	Lamp code:	LED
Luminous efficiency (lm/W, real value):	138.7	Number of lamps for optical assembly:	1
Total light flux at or above an angle of 90° [Lm]:	0	ZVEI Code:	LED
Light Output Ratio (L.O.R.) [%]:	77	Number of optical assemblies:	1
CRI (minimum):	80	Control:	DALI-2

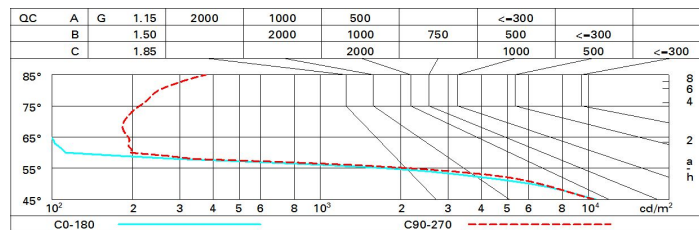
Polar



Utilisation factors

R	77	75	73	71	55	53	33	00	DRR
K0.8	65	60	56	54	59	56	56	53	68
1.0	69	64	61	59	63	61	60	57	74
1.5	74	70	68	66	69	67	67	64	83
2.0	77	74	72	71	73	71	71	68	88
2.5	78	76	75	74	75	74	73	71	92
3.0	79	78	77	76	77	76	75	72	94
4.0	81	79	78	78	78	77	76	74	96
5.0	81	80	79	79	79	78	77	75	97

Luminance curve limit



UGR diagram

Corrected UGR values (at 14930 lm bare lamp luminous flux)												
Reflect.: ceiling/cav walls work pl. Room dim x y		0.70	0.70	0.50	0.50	0.30	0.70	0.70	0.50	0.50	0.30	0.30
		0.50	0.30	0.50	0.30	0.30	0.50	0.30	0.50	0.30	0.30	0.30
		0.20	0.20	0.20	0.20	0.20	0.20	0.20	0.20	0.20	0.20	0.20
		viewed crosswise					viewed endwise					
2H	2H	17.6	18.2	17.8	18.4	18.7	17.4	18.0	17.7	18.3	18.5	
	3H	17.4	18.0	17.7	18.3	18.5	17.3	17.9	17.6	18.1	18.4	
	4H	17.3	17.9	17.7	18.2	18.5	17.2	17.8	17.5	18.0	18.3	
	6H	17.3	17.8	17.6	18.1	18.4	17.1	17.6	17.5	17.9	18.3	
	8H	17.2	17.7	17.6	18.0	18.4	17.1	17.6	17.5	17.9	18.2	
	12H	17.2	17.6	17.6	18.0	18.3	17.1	17.5	17.4	17.9	18.2	
4H	2H	17.4	17.9	17.7	18.2	18.5	17.2	17.7	17.5	18.0	18.3	
	3H	17.2	17.7	17.6	18.0	18.4	17.1	17.5	17.4	17.9	18.2	
	4H	17.1	17.5	17.5	17.9	18.3	17.0	17.4	17.4	17.7	18.1	
	6H	17.0	17.4	17.5	17.8	18.2	16.9	17.2	17.3	17.6	18.1	
	8H	17.0	17.3	17.4	17.7	18.2	16.8	17.2	17.3	17.6	18.0	
	12H	16.9	17.2	17.4	17.7	18.1	16.8	17.1	17.3	17.5	18.0	
8H	4H	17.0	17.3	17.4	17.7	18.2	16.8	17.2	17.3	17.6	18.0	
	6H	16.9	17.2	17.4	17.6	18.1	16.8	17.0	17.2	17.5	17.9	
	8H	16.9	17.1	17.3	17.5	18.0	16.7	16.9	17.2	17.4	17.9	
	12H	16.8	17.0	17.3	17.5	18.0	16.7	16.8	17.2	17.3	17.9	
12H	4H	16.9	17.2	17.4	17.7	18.1	16.8	17.1	17.3	17.5	18.0	
	6H	16.9	17.1	17.3	17.5	18.0	16.7	16.9	17.2	17.4	17.9	
	8H	16.8	17.0	17.3	17.5	18.0	16.7	16.9	17.2	17.3	17.9	
Variations with the observer position at spacing:												
S =		1.0H	3.6 / -10.1				3.6 / -8.7					
		1.5H	5.2 / -22.0				5.1 / -18.4					
		2.0H	7.2 / -22.4				7.1 / -18.5					