

Last information update: July 2024

**Product configuration: PE52**  
PE52: Strip UpLight Warm White - UGR<19 - for module L=1824



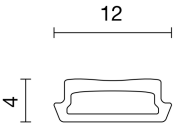
**Product code**  
PE52: Strip UpLight Warm White - UGR<19 - for module L=1824

**Technical description**  
Strip UpLight for module L=1824. Monochrome Warm White CRI90 LED lamp with UGR<19. Complete with quick coupling connectors.

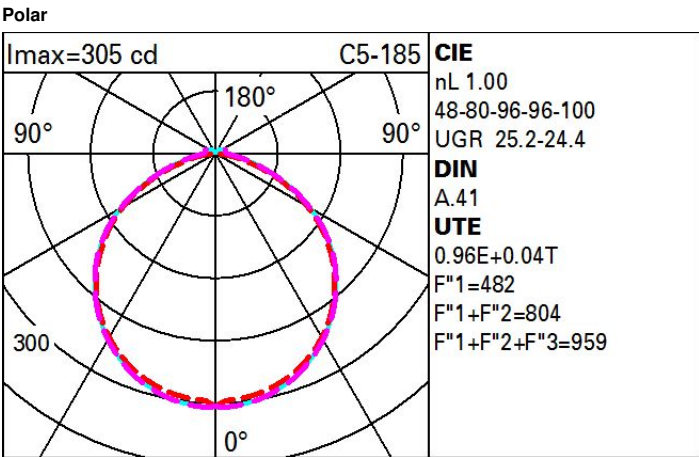
**Colour**  
White (01)

**Weight (Kg)**  
0.05

Complies with EN60598-1 and pertinent regulations



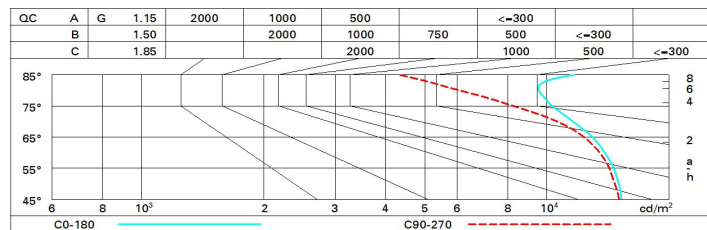
Technical data			
Im system:	890	MacAdam Step:	3
W system:	6.6	Life Time LED 1:	> 50,000h - L90 - B10 (Ta 25°C)
Im source:	-	Voltage [Vin]:	48
W source:	-	Lamp code:	LED
Luminous efficiency (Im/W, real value):	134.8	Number of lamps for optical assembly:	1
Im in emergency mode:	-	ZVEI Code:	LED
Total light flux at or above an angle of 90° [Lm]:	35	Number of optical assemblies:	1
Light Output Ratio (L.O.R.) [%]:	100	LED current [mA]:	20
CRI (minimum):	90	Control:	PWM
Colour temperature [K]:	3500		



# Utilisation factors

R	77	75	73	71	55	53	33	00	DRR
K0.8	65	55	47	42	53	46	45	38	40
1.0	72	62	55	49	60	54	53	45	47
1.5	82	74	68	63	72	66	65	58	60
2.0	88	82	76	72	79	74	73	66	69
2.5	92	86	82	78	84	80	78	72	75
3.0	94	90	86	82	87	83	81	75	79
4.0	97	94	90	87	91	88	86	80	83
5.0	99	96	93	91	93	91	88	83	86

# Luminance curve limit



# UGR diagram

Corrected UGR values (at 890 lm bare lamp luminous flux)											
Reflect.: ceiling walls work pl. Room dim x y		0.70	0.70	0.50	0.50	0.30	0.70	0.70	0.50	0.50	0.30
		0.50	0.30	0.50	0.30	0.30	0.50	0.30	0.50	0.30	0.30
		0.20	0.20	0.20	0.20	0.20	0.20	0.20	0.20	0.20	0.20
		viewed crosswise					viewed endwise				
2H	2H	21.8	22.9	22.2	23.2	23.6	21.7	22.8	22.1	23.2	23.5
	3H	23.1	24.1	23.6	24.5	24.9	22.2	23.2	22.6	23.5	23.9
	4H	23.6	24.5	24.1	24.9	25.3	22.3	23.2	22.7	23.6	24.0
	6H	24.0	24.9	24.4	25.3	25.7	22.4	23.2	22.8	23.6	24.1
	8H	24.2	25.0	24.6	25.4	25.8	22.4	23.2	22.8	23.6	24.0
	12H	24.3	25.1	24.8	25.5	26.0	22.3	23.1	22.8	23.5	24.0
4H	2H	22.4	23.3	22.8	23.7	24.1	23.3	24.2	23.7	24.6	25.0
	3H	23.9	24.7	24.4	25.1	25.6	23.9	24.7	24.4	25.1	25.6
	4H	24.5	25.2	25.0	25.6	26.1	24.1	24.8	24.6	25.3	25.8
	6H	25.0	25.6	25.5	26.1	26.6	24.3	24.9	24.8	25.4	25.9
	8H	25.2	25.7	25.7	26.2	26.8	24.4	24.9	24.9	25.4	25.9
	12H	25.4	25.9	25.9	26.4	27.0	24.4	24.9	24.9	25.4	25.9
8H	4H	24.7	25.2	25.2	25.7	26.3	24.5	25.0	25.0	25.5	26.1
	6H	25.3	25.8	25.8	26.3	26.9	24.8	25.2	25.3	25.8	26.3
	8H	25.6	26.0	26.1	26.5	27.1	24.9	25.3	25.4	25.8	26.4
	12H	25.9	26.3	26.5	26.8	27.4	25.0	25.3	25.6	25.9	26.5
12H	4H	24.7	25.2	25.2	25.7	26.2	24.5	25.0	25.0	25.5	26.1
	6H	25.3	25.7	25.9	26.3	26.9	24.8	25.2	25.4	25.8	26.3
	8H	25.7	26.0	26.2	26.6	27.2	25.0	25.3	25.5	25.9	26.5
Variations with the observer position at spacing:											
S =	1.0H	0.1 / -0.1					0.1 / -0.1				
	1.5H	0.3 / -0.4					0.3 / -0.5				
	2.0H	0.5 / -0.7					0.6 / -0.8				