

Last information update: July 2024

Product configuration: PE50

PE50: Strip UpLight Warm White - UGR<19 - for module L=1824

Product code

PE50: Strip UpLight Warm White - UGR<19 - for module L=1824

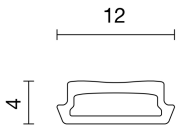
Technical description

Strip UpLight for module L=1824. Monochrome Warm White CRI90 LED lamp with UGR<19. Complete with quick coupling connectors.

Colour
White (01)

Weight (Kg)
0.05

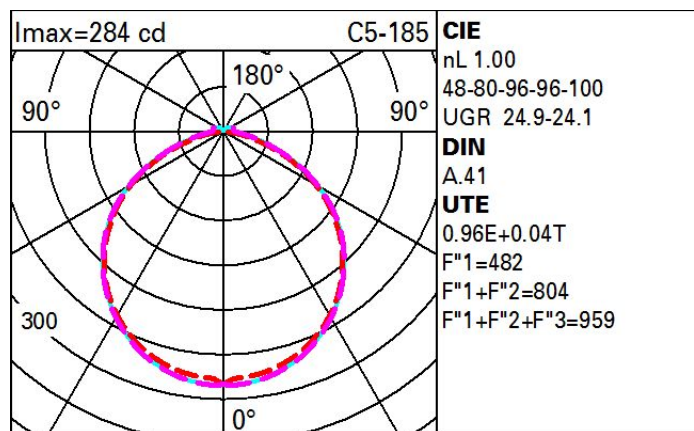
Complies with EN60598-1 and pertinent regulations



Technical data

Im system:	830	MacAdam Step:	3
W system:	6.6	Life Time LED 1:	> 50,000h - L90 - B10 (Ta 25°C)
Im source:	-	Voltage [Vin]:	48
W source:	-	Lamp code:	LED
Luminous efficiency (Im/W, real value):	125.8	Number of lamps for optical assembly:	1
Im in emergency mode:	-	ZVEI Code:	LED
Total light flux at or above an angle of 90° [Lm]:	33	Number of optical assemblies:	1
Light Output Ratio (L.O.R.) [%]:	100	LED current [mA]:	20
CRI (minimum):	90	Control:	PWM
Colour temperature [K]:	2700		

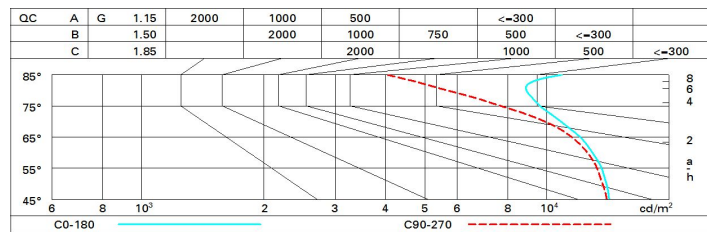
Polar



Utilisation factors

R	77	75	73	71	55	53	33	00	DRR
K0.8	65	55	47	42	53	46	45	38	40
1.0	72	62	55	49	60	54	53	45	47
1.5	82	74	68	63	72	66	65	58	60
2.0	88	82	76	72	79	74	73	66	69
2.5	92	86	82	78	84	80	78	72	75
3.0	94	90	86	82	87	83	81	75	79
4.0	97	94	90	87	91	88	86	80	83
5.0	99	96	93	91	93	91	88	83	86

Luminance curve limit



UGR diagram

Corrected UGR values (at 830 lm bare lamp luminous flux)											
Reflect.: ceiling/cav walls work pl. Room dim x y		viewed crosswise					viewed endwise				
2H	2H	21.5	22.6	21.9	23.0	23.3	21.5	22.6	21.9	22.9	23.3
	3H	22.9	23.9	23.3	24.3	24.6	21.9	22.9	22.3	23.3	23.7
	4H	23.4	24.3	23.8	24.7	25.1	22.1	23.0	22.5	23.4	23.8
	6H	23.8	24.6	24.2	25.0	25.5	22.1	23.0	22.6	23.4	23.8
	8H	23.9	24.7	24.4	25.1	25.6	22.1	22.9	22.6	23.4	23.8
	12H	24.1	24.8	24.5	25.3	25.7	22.1	22.9	22.5	23.3	23.8
4H	2H	22.1	23.0	22.5	23.4	23.8	23.1	24.0	23.5	24.4	24.8
	3H	23.7	24.4	24.1	24.9	25.3	23.7	24.4	24.1	24.9	25.3
	4H	24.2	24.9	24.7	25.4	25.9	23.9	24.6	24.4	25.1	25.5
	6H	24.7	25.4	25.2	25.8	26.3	24.1	24.7	24.6	25.2	25.7
	8H	24.9	25.5	25.5	26.0	26.5	24.1	24.7	24.6	25.2	25.7
	12H	25.1	25.7	25.7	26.2	26.7	24.1	24.6	24.7	25.1	25.7
8H	4H	24.4	25.0	24.9	25.5	26.0	24.2	24.8	24.8	25.3	25.8
	6H	25.1	25.5	25.6	26.0	26.6	24.5	25.0	25.1	25.5	26.1
	8H	25.4	25.8	25.9	26.3	26.9	24.6	25.0	25.2	25.6	26.2
	12H	25.7	26.0	26.2	26.6	27.2	24.7	25.1	25.3	25.6	26.3
12H	4H	24.4	24.9	24.9	25.4	26.0	24.3	24.8	24.8	25.3	25.8
	6H	25.1	25.5	25.6	26.0	26.6	24.6	25.0	25.1	25.5	26.1
	8H	25.4	25.8	26.0	26.3	26.9	24.7	25.1	25.3	25.6	26.2
Variations with the observer position at spacing:											
S =		1.0H				0.1 / -0.1				0.1 / -0.1	
		1.5H				0.3 / -0.4				0.3 / -0.5	
		2.0H				0.5 / -0.7				0.6 / -0.8	