


Ultimo aggiornamento delle informazioni: Luglio 2024

Configurazione di prodotto: PE40

PE40: Strip UpLight Warm White - UGR<19 - per modulo da L=684

**Codice prodotto**

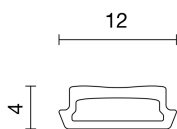
PE40: Strip UpLight Warm White - UGR<19 - per modulo da L=684

Descrizione tecnica

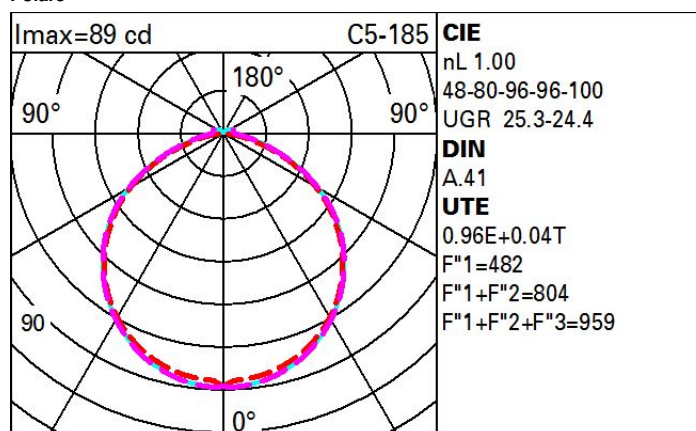
Strip UpLight per modulo da L=684. Sorgente Led monocromatica Warm White CRI90 con UGR<19. Completa di connettori ad innesto rapido.

Colore
Bianco (01)**Peso (Kg)**
0.01

Soddisfa EN60598-1 e relative note

**Dati tecnici**

Im di sistema:	260	MacAdam Step:	3
W di sistema:	1.9	Life Time LED 1:	> 50,000h - L90 - B10 (Ta 25°C)
Im di sorgente:	-	Voltaggio [Vin]:	48
W di sorgente:	-	Codice lampada:	LED
Efficienza luminosa (lm/W, dati di sistema):	136.8	Numero di lampade per vano ottico:	1
Im in modalità emergenza:	-	Codice ZVEI:	LED
Flusso totale emesso a 90° o superiore [Lm]:	10	Numero di vani ottici:	1
Light Output Ratio (L.O.R.) [%]:	100	Corrente LED [mA]:	20
CRI (minimo):	90	Control:	PWM
Temperatura colore [K]:	3500		

Polare

Coefficienti di utilizzazione

R	77	75	73	71	55	53	33	00	DRR
K0.8	65	55	47	42	53	46	45	38	40
1.0	72	62	55	49	60	54	53	45	47
1.5	82	74	68	63	72	66	65	58	60
2.0	88	82	76	72	79	74	73	66	69
2.5	92	86	82	78	84	80	78	72	75
3.0	94	90	86	82	87	83	81	75	79
4.0	97	94	90	87	91	88	86	80	83
5.0	99	96	93	91	93	91	88	83	86

Curva limite di luminanza

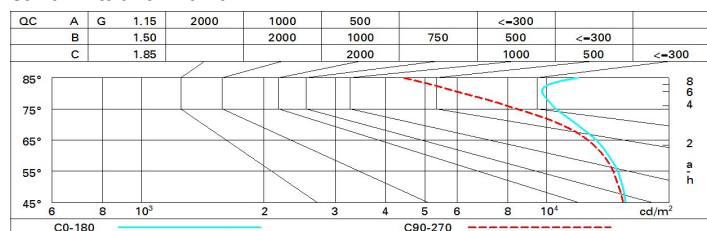


Diagramma UGR

Corrected UGR values (at 200 lm bare lamp luminous flux)											
Reflect.: ceiling walls work pl. Room dim x y		0.70	0.70	0.50	0.50	0.30	0.70	0.70	0.50	0.50	0.30
		0.50	0.30	0.50	0.30	0.30	0.50	0.30	0.50	0.30	0.30
		0.20	0.20	0.20	0.20	0.20	0.20	0.20	0.20	0.20	0.20
		viewed crosswise					viewed endwise				
2H	2H	21.9	23.0	22.2	23.3	23.6	21.8	22.9	22.2	23.2	23.6
	3H	23.2	24.2	23.6	24.6	25.0	22.2	23.2	22.7	23.6	24.0
	4H	23.7	24.6	24.1	25.0	25.4	22.4	23.3	22.8	23.7	24.1
	6H	24.1	24.9	24.5	25.3	25.8	22.4	23.3	22.9	23.7	24.1
	8H	24.2	25.1	24.7	25.5	25.9	22.4	23.3	22.9	23.7	24.1
	12H	24.4	25.2	24.8	25.6	26.1	22.4	23.2	22.9	23.6	24.1
4H	2H	22.4	23.4	22.9	23.7	24.2	23.4	24.3	23.8	24.7	25.1
	3H	24.0	24.8	24.4	25.2	25.6	24.0	24.8	24.4	25.2	25.6
	4H	24.6	25.3	25.0	25.7	26.2	24.2	24.9	24.7	25.4	25.9
	6H	25.1	25.7	25.6	26.1	26.7	24.4	25.0	24.9	25.5	26.0
	8H	25.3	25.8	25.8	26.3	26.8	24.4	25.0	25.0	25.5	26.0
	12H	25.5	26.0	26.0	26.5	27.0	24.4	25.0	25.0	25.5	26.0
8H	4H	24.7	25.3	25.3	25.8	26.3	24.6	25.1	25.1	25.6	26.1
	6H	25.4	25.8	25.9	26.4	26.9	24.8	25.3	25.4	25.8	26.4
	8H	25.7	26.1	26.2	26.6	27.2	25.0	25.4	25.5	25.9	26.5
	12H	26.0	26.3	26.6	26.9	27.5	25.1	25.4	25.6	26.0	26.6
12H	4H	24.7	25.2	25.3	25.8	26.3	24.6	25.1	25.1	25.6	26.2
	6H	25.4	25.8	26.0	26.4	26.9	24.9	25.3	25.4	25.8	26.4
	8H	25.8	26.1	26.3	26.7	27.3	25.0	25.4	25.6	25.9	26.6
Variations with the observer position at spacing:											
S =	1.0H	0.1 / -0.1					0.1 / -0.1				
	1.5H	0.3 / -0.4					0.3 / -0.5				
	2.0H	0.5 / -0.7					0.6 / -0.8				