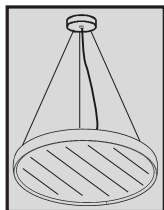
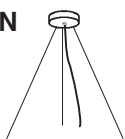
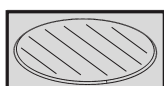


ISOLA ACCESSORIES

SUSPENSION VERSION



RECESSED VERSION



IT ATTENZIONE:

LA SICUREZZA DELL'APPARECCHIO E' GARANTITA SOLO CON L'USO APPROPRIATO DELLE SEGUENTI ISTRUZIONI; PERTANTO E' NECESSARIO CONSERVARLE.

EN WARNING:

THE SAFETY OF THIS FIXTURE IS GUARANTEED ONLY IF YOU COMPLY WITH THESE INSTRUCTIONS; REMEMBER TO CONSERVE IN A SAFE PLACE.

FR ATTENTION:

LA SECURITE DE L'APPAREIL N'EST GARANTIE QU'EN CAS D'UTILISATION CORRECTE DES INSTRUCTIONS SUIVANTES; IL FAUT PAR CONSEQUENT LES CONSERVER.

DE ACHTUNG:

DIE SICHERHEIT DES GERÄTES WIRD NUR DURCH SACHGEMÄSSE BEFOLGUNG NACHSTEHENDER ANWEISUNGEN GEWÄHRLEISTET; IHRE AUFBEWAHRUNG IST DESHALB SEHR WICHTIG.

NL OPGELET:

DE VEILIGHEID VAN DI ATOESTEL IS SLECHTS DAN GEGARANDEERD ALS INDIEN DE VOLGENDE INSTRUCTIES STRIKT WORDEN TOEGEPAST: DAAROM MOET MEN ZE OOK BEWAREN.

ES ATENCION:

LA SEGURIDAD DEL APARATO SE GARANTIZA SOLO CUMPLIENDO CUIDADOSAMENTE LAS SIGUIENTES INSTRUCCIONES; POR ELLO, ES NECESARIO CONSERVARLAS.

DA BEMÆRK:

SIKKERHEDEN VED BRUG AF ARMATURET KAN KUN GARANTERES, HVIS DISSE ANVISNINGER FØLGES; SØRG DERFOR FOR AT GEMME DEM.

NO ADVARSEL:

SIKKERHETEN TIL DETTE APPARATET GARANTERES KUN HVIS DU OVERHOLDER DISSE INSTRUKSJONENE; HUSK Å OPPBEVARE DEM PÅ ET TRYGT STED.

SV OBSERVERA!

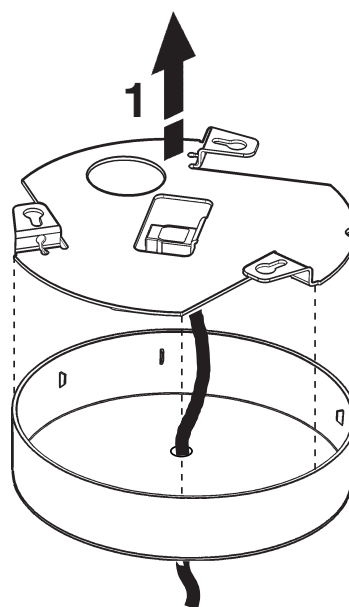
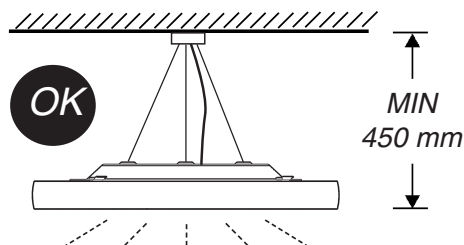
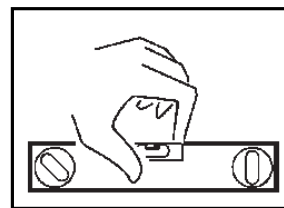
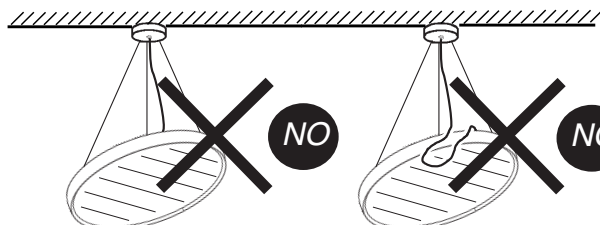
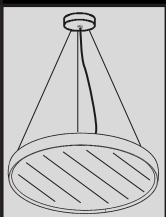

UTRUSTNINGENS SÄKERHET KAN ENDAST GARANTERAS OM DESSA ANVISNINGAR RESPEKTERAS I DETALJ. SPARA DÄRFÖR DESSA ANVISNINGAR FÖR FRAMTIDA KONSULTATION.

RU ВНИМАНИЕ:

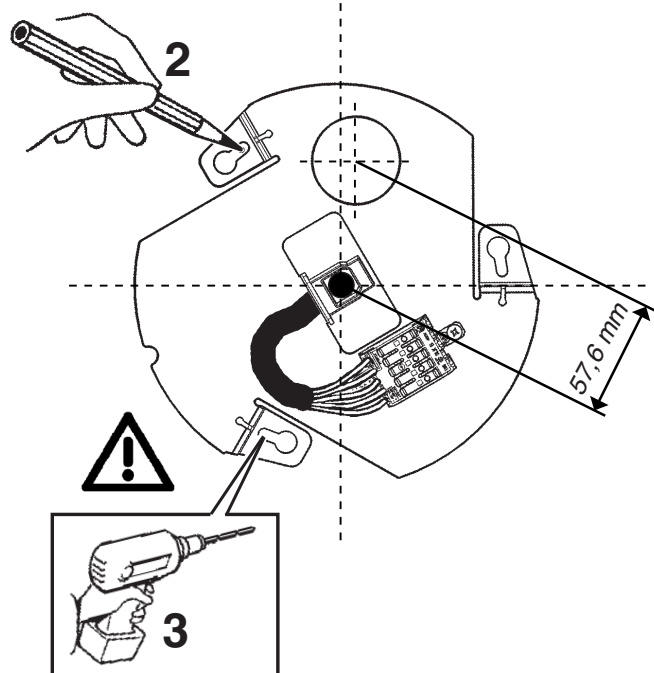
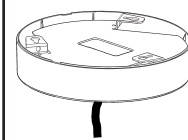
МЫ ГАРАНТИРУЕМ БЕЗОПАСНУЮ ЭКСПЛУАТАЦИЮ ИЗДЕЛИЯ ТОЛЬКО ПРИ СОБЛЮДЕНИИ СЛЕДУЮЩИХ ИНСТРУКЦИЙ; С ЭТОЙ ЦЕЛЬЮ НЕОБХОДИМО СОХРАНИТЬ ДАННУЮ БРОШЮРУ.

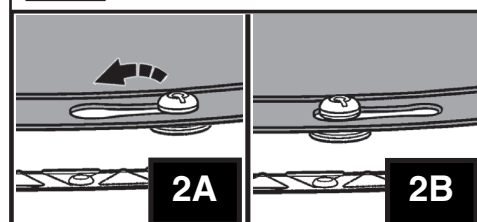
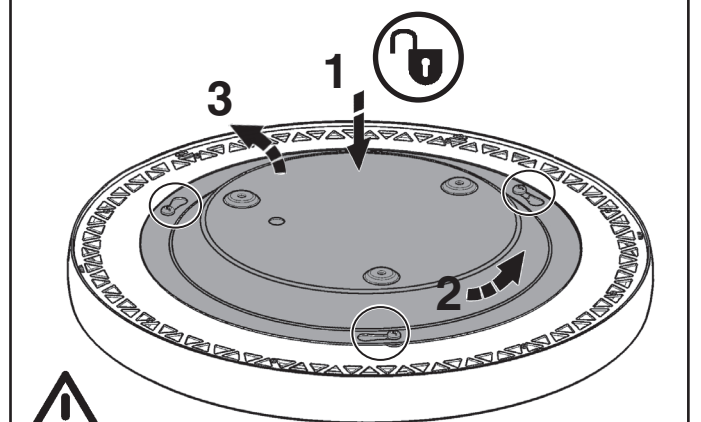

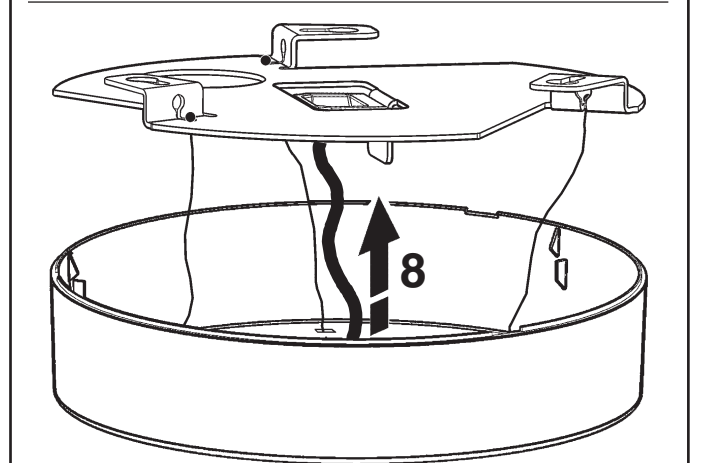
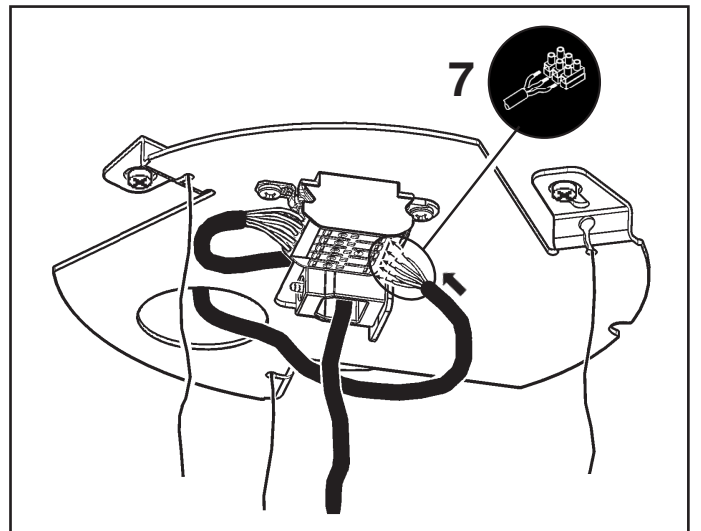
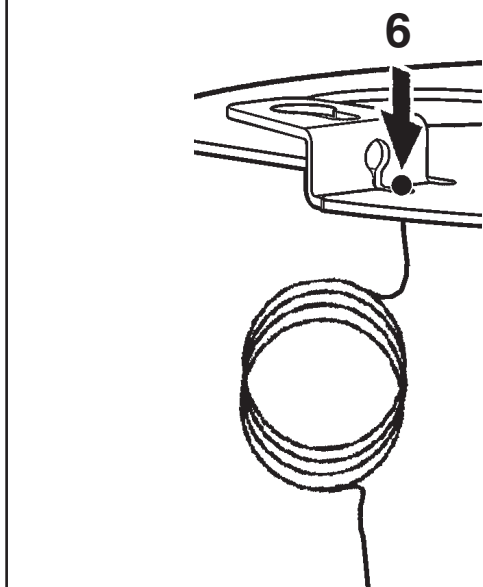
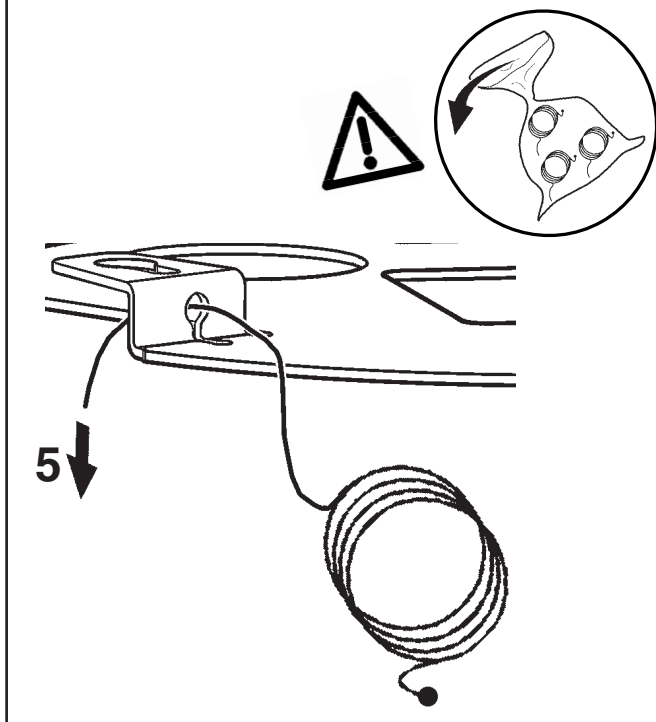
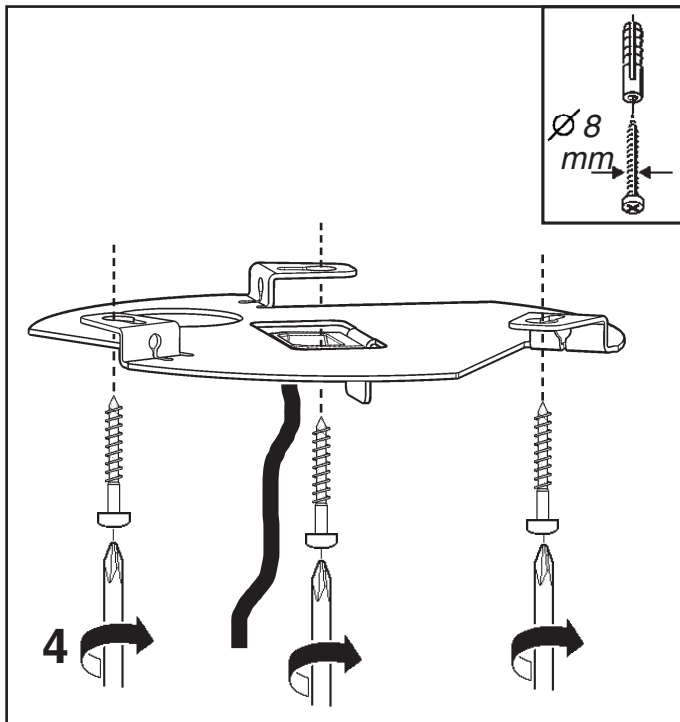
ZH 警告

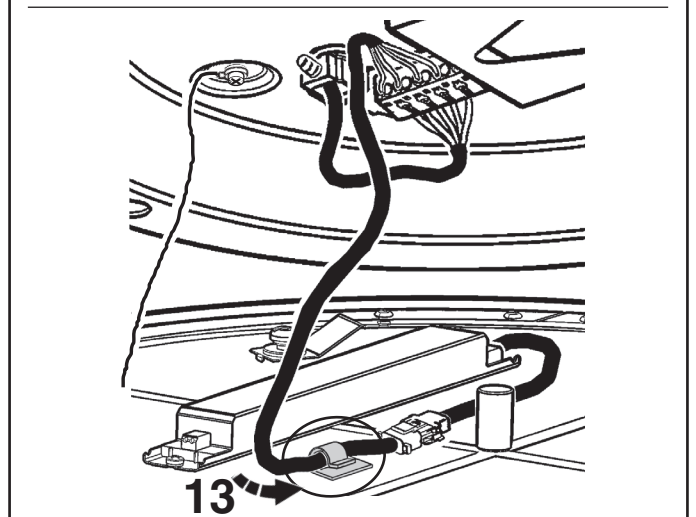
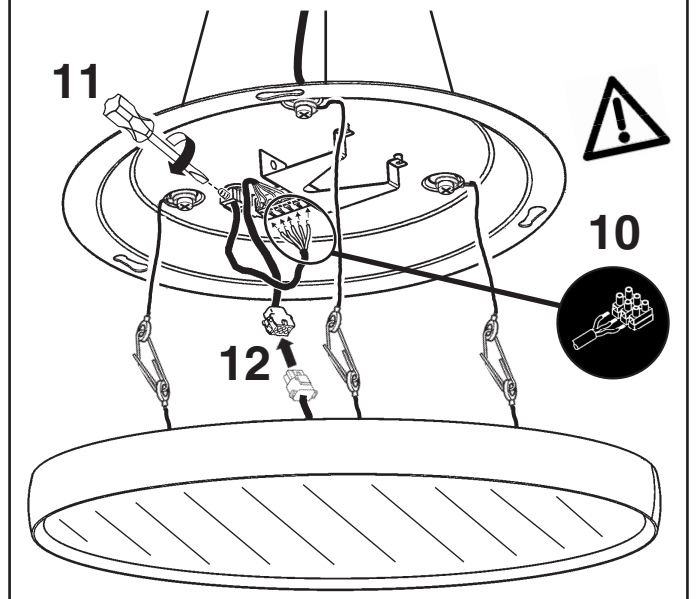
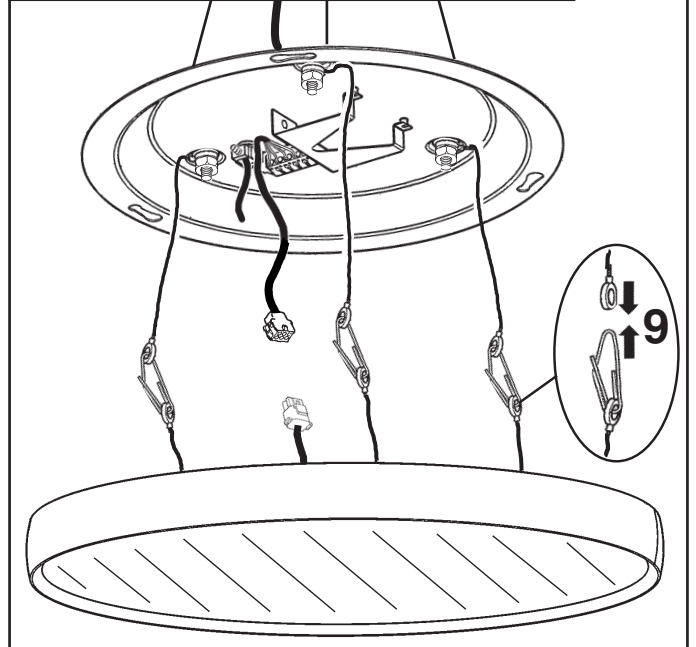
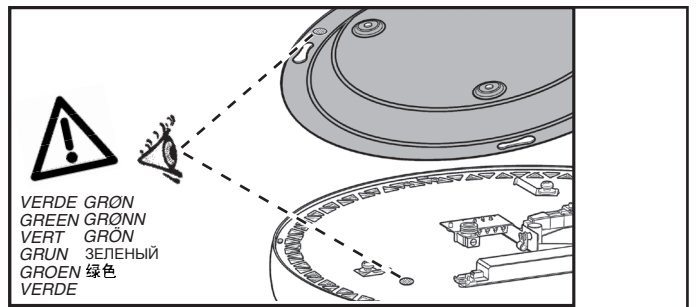
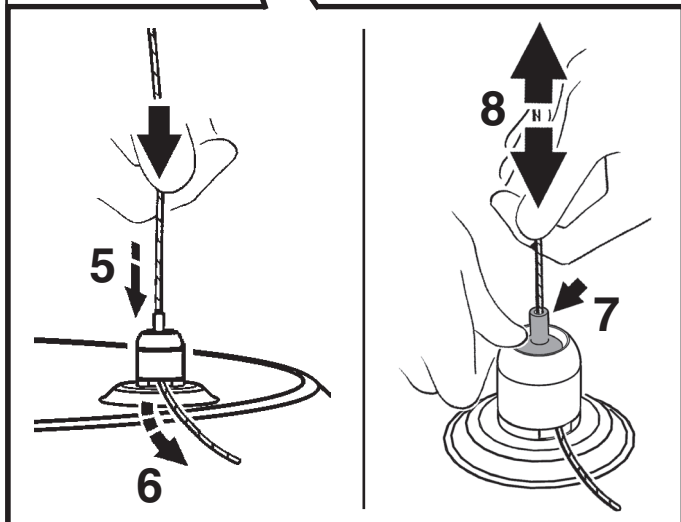
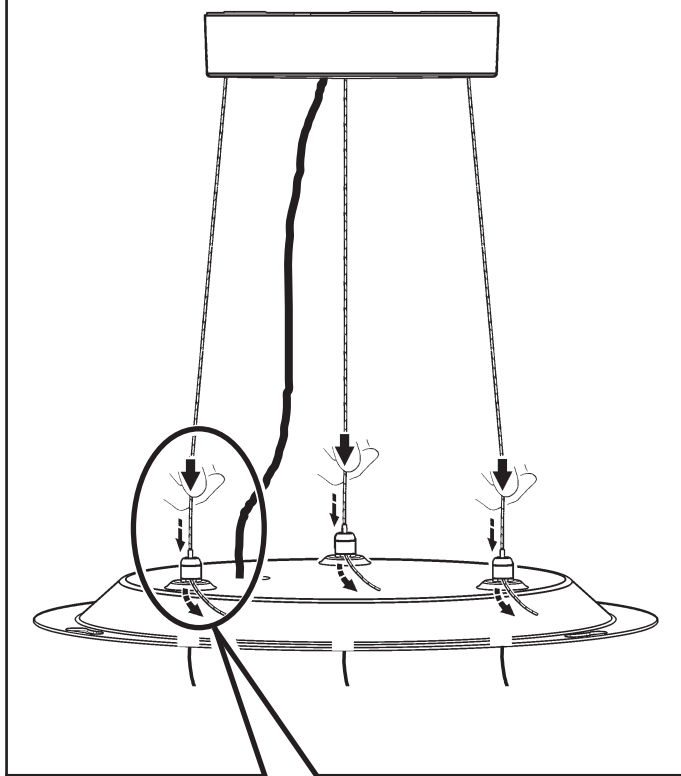
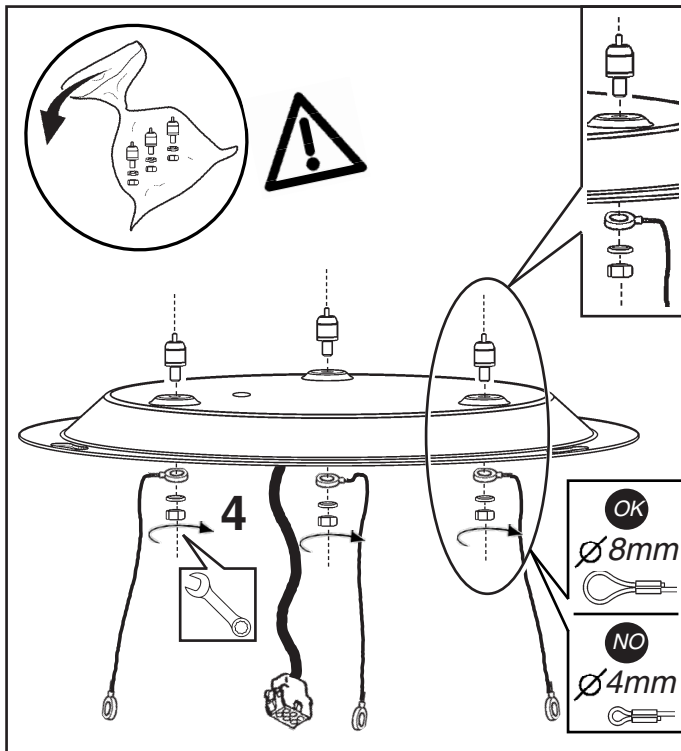
为确保该装置安全，请遵守操作指示；并于安全场所放置。

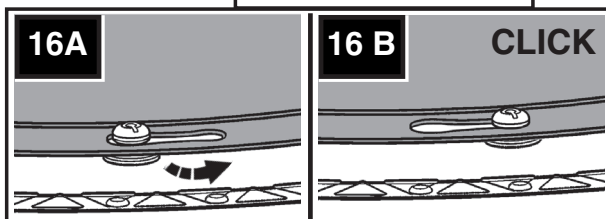
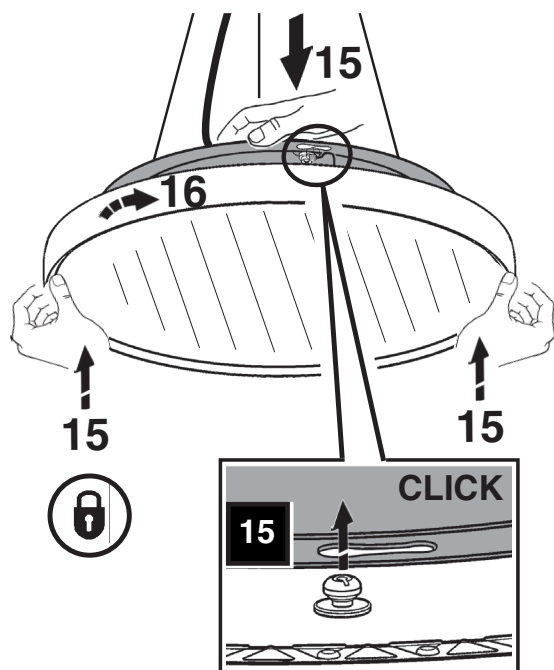
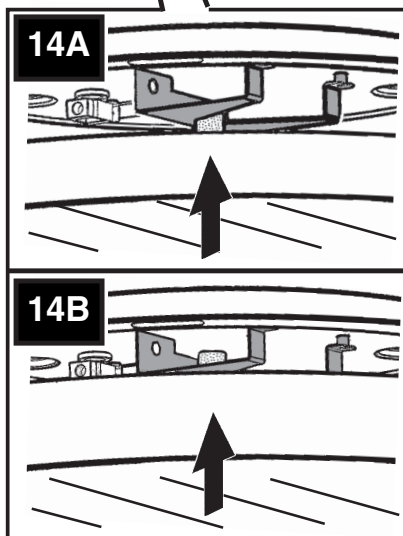



art. PA44 - PA45
X492 (halogen free)
X493 (halogen free)

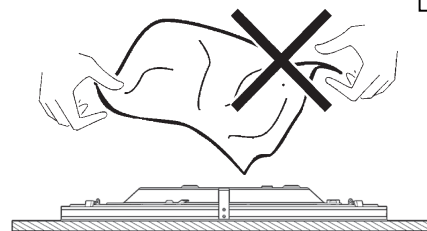
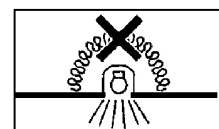






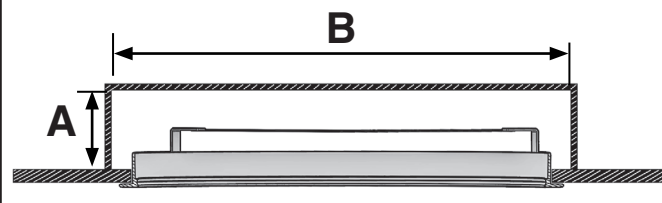


art. PA46 - PA47
PA48

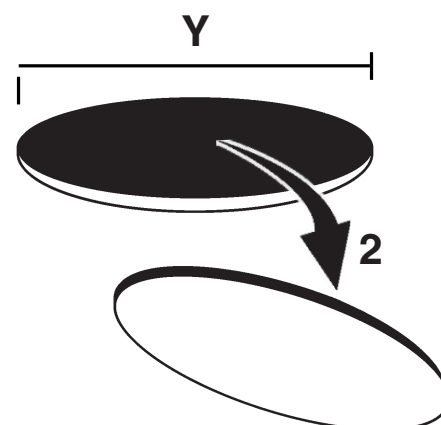


IT N.B.: Apparecchi non idonei ad essere coperti di materiale termicamente isolante
 EN N.B.: Fixtures not suitable to be covered in thermally-insulating material.
 FR N.B.: Appareils ne pouvant pas être couverts de matériau d'isolation thermique
 DE N.B.: Geräte nicht geeignet, um mit wärmeisolierendem Material abgedeckt zu werden
 NL N.B.: Deze apparaten zijn niet geschikt om te worden bedekt met thermisch isolerend materiaal
 ES NOTA: Aparatos no aptos para ser cubiertos de material térmicamente aislante
 DA N.B.: Armaturerne må ikke dækkes af varmeisolerende materiale.
 NO N.B.: Apparatene passer ikke til å dekkes av termoisolerende materialer.
 SV OBS! Utrustningen får inte täckas över med värmeisolerande material
 RU Внимание: Приборы непригодны для покрытия термоизоляционным материалом.
 ZH 灯具不适宜用隔热材料加以覆盖。

Ø (mm)	A (mm)		B (mm)
	MIN	MAX	
590	200	2000	640
870			930
1150			1200



1	Y	Ø (mm)	Y (mm)
		Ø (mm)	Y (mm)
1	Y	590	Ø 635
		870	Ø 925
		1150	Ø 1195



ART	X (mm)
PA46	605
PA47	895
PA48	1165

3

3x

8 mm

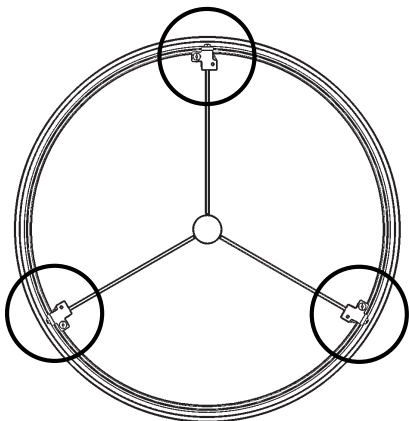
6 mm

! Kg

ALIMENTAZIONE
POWER SUPPLY
ALIMENTATION
EINSPEISUNG
STROOMVERZORGING
ALIMENTACION
STRØMFORSYNING
STRØMFORSYNING
ELFÖRSÖRJNING
ЭЛЕКТРОПИТАНИЕ
电源

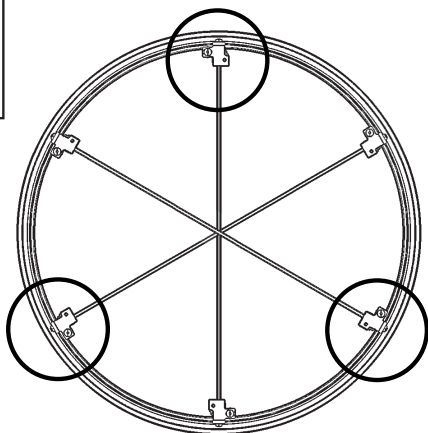
PA46

○ Per installazione
For installation
Pour installation
Für installation
Voor installatie
Para instalación
Til installasjon
For installation
För montering
для монтаж
為 在石膏板上安裝



PA47 - PA48

○ Per installazione
For installation
Pour installation
Für installation
Voor installatie
Para instalación
Til installasjon
For installation
För montering
для монтаж
為 在石膏板上安裝



4

3x

5

6

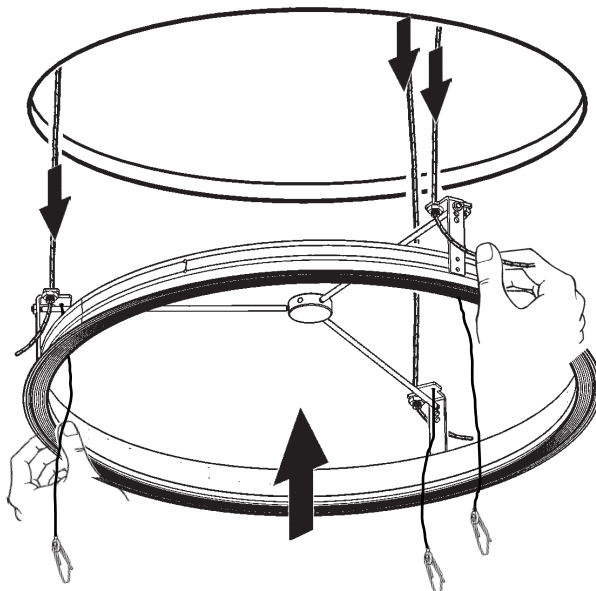
8

7

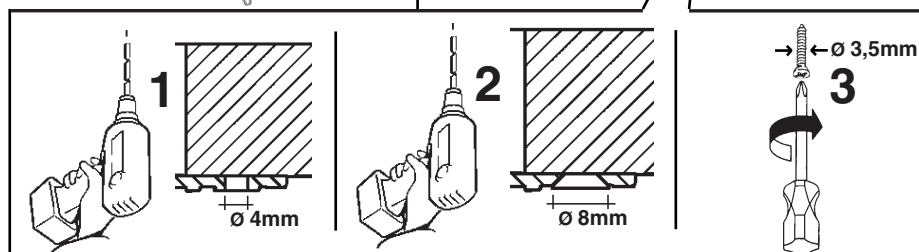
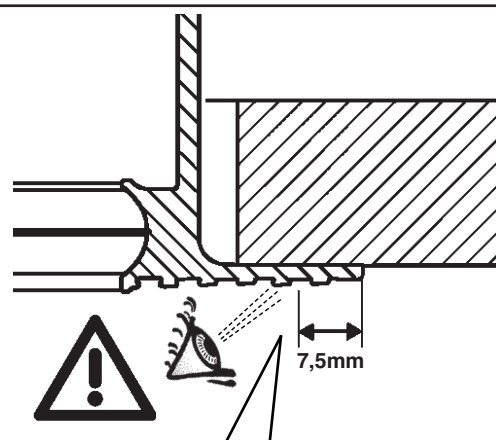
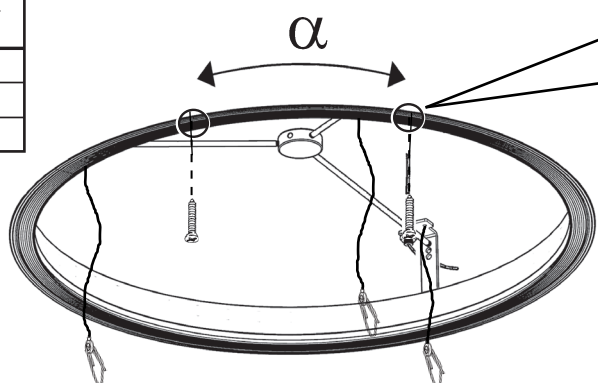
9A

9B

10



\varnothing (mm)	N°	α
590	6	60°
870	9	40°
1150	12	30°



3x

4



- IT Assicurarsi che i cavi siano in tensione
 EN Make sure the cables are correctly tensioned
 FR S'assurer que les câbles sont tendus
 DE Sich vergewissern, dass die Kabel unter Spannung stehen
 NL Controleer of de kabels aangespannen zijn
 ES Comprobar que los cables estén en tensión
 DA Kontrollér, at kablerne er under spænding
 NO Forsikre deg om at kablene er strømførende
 SV Kontrollera att kablarna är spänningsförande
 RU Убедитесь, что кабели находятся под напряжением
 ZH 确保电缆张紧

