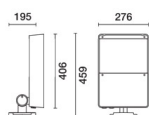


Last information update: June 2025

Product configuration: P821

P821: Platea Pro



Product code

P821: Platea Pro

Technical description

Outdoor luminaire with a Flood optic, designed to use LED lamps. Made up of an optical assembly with a base and an aluminium alloy frame. The painting stage consists of a primer and a liquid acrylic paint, cured at 150 °C, with a high level of weather and UV ray resistance. With a 5 mm thick colourless transparent tempered sodium-calcium glass cover. The product can be tilted by +5°/-90° around the vertical plane with a 10° step graduated gauge and fitted with mechanical blocks that guarantee stable aiming of the beam of light. Horizontal aiming is performed using the slots in the base, which allow an $\pm 30^\circ$ adjustment. High visual comfort. Polymer optic lenses offering high yield and even light distribution. Complete with circuit fitted with Warm White monochrome power LEDs. Extractable control gear connected with quick-coupling connectors. 220-240V ac 50/60Hz DALI electronic ballast. Replaceable control gear. All the screws used are made of A2 stainless steel.

Installation

The luminaire can be installed at ground level or on walls using the standard base.

Colour

White (01) | Black (04) | Grey (15) | Rust Brown (F5)

Weight (Kg)

8.55

Mounting

mounting
wall arm|wall surface|ground anchored

Wiring

Luminaire ready for pass-through wiring. Product perfect watertightness at the power cable entry point is guaranteed by 2 nickel-plated brass M24x1.5 cable clamps, suitable for cables with a max external 16mm Ø (1.5mm² cross section). Push in terminal board.

Notes

Available accessories include: a refractor for elliptical light flow distribution, diffusing glass, visor, directional flaps, protective grille.

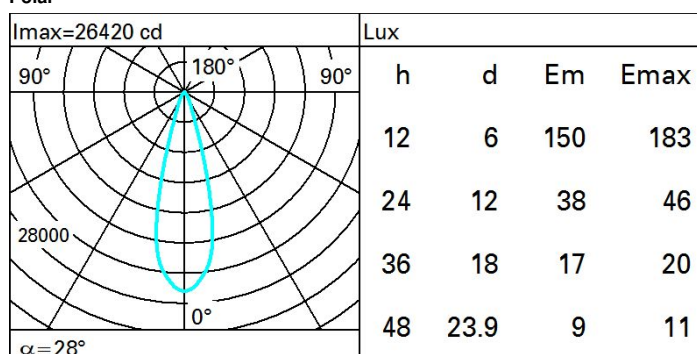
Complies with EN60598-1 and pertinent regulations



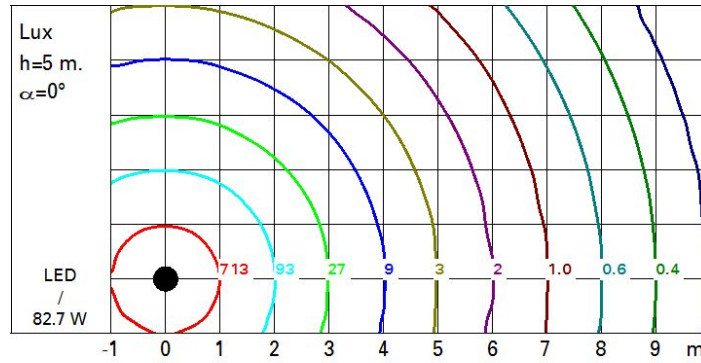
Technical data

Im system:	7163	Life Time LED 2:	76,000h - L80 - B10 (Ta 40°C)
W system:	82.7	Lamp code:	LED
Im source:	9550	Number of lamps for optical assembly:	1
W source:	76	ZVEI Code:	LED
Luminous efficiency (Im/W, real value):	86.6	Number of optical assemblies:	1
Im in emergency mode:	-	Intervallo temperatura ambiente:	from -30°C to 50°C.
Total light flux at or above an angle of 90° [Lm]:	0	Power factor:	See installation instructions
Light Output Ratio (L.O.R.) [%]:	75	Inrush current:	70 A / - μs
Beam angle [°]:	28°	Maximum number of luminaires of this type per miniature circuit breaker:	B10A: 6 luminaires B16A: 11 luminaires C10A: 11 luminaires C16A: 18 luminaires
CRI (minimum):	80	Minimum dimming %:	10
Colour temperature [K]:	3000	Overvoltage protection:	10kV Common mode & 6kV Differential mode
MacAdam Step:	3	Control:	DALI-2
Life Time LED 1:	100,000h - L80 - B10 (Ta 25°C)		

Polar



Isolux



UGR diagram

Corrected UGR values (at 9550 lm bare lamp luminous flux)														
Reflect.: ceiling/cav walls work pl. Room dim x y		0.70	0.70	0.50	0.50	0.30	0.70	0.70	0.50	0.50	0.30	0.70	0.70	0.50
		0.50	0.30	0.50	0.30	0.30	0.50	0.30	0.50	0.30	0.30	0.50	0.30	0.30
		0.20	0.20	0.20	0.20	0.20	0.20	0.20	0.20	0.20	0.20	0.20	0.20	0.20
		viewed crosswise					viewed endwise							
2H	2H	12.8	14.8	13.2	15.1	15.4	12.8	14.8	13.2	15.1	15.4	12.8	14.8	13.2
	3H	13.2	14.7	13.6	15.0	15.3	13.0	14.4	13.3	14.8	15.1	13.0	14.4	13.3
	4H	13.2	14.5	13.6	14.8	15.1	13.0	14.2	13.4	14.6	14.9	13.0	14.2	13.4
	6H	13.2	14.2	13.6	14.6	14.9	13.0	14.0	13.4	14.3	14.7	13.0	14.0	13.4
	8H	13.2	14.2	13.6	14.5	14.9	12.9	13.9	13.3	14.3	14.6	12.9	13.9	13.3
	12H	13.1	14.1	13.5	14.5	14.8	12.9	13.9	13.3	14.2	14.6	12.9	13.9	13.3
4H	2H	13.0	14.2	13.4	14.6	14.9	13.2	14.5	13.6	14.8	15.1	13.2	14.5	13.6
	3H	13.4	14.4	13.8	14.8	15.1	13.5	14.4	13.9	14.8	15.2	13.5	14.4	13.9
	4H	13.5	14.4	13.9	14.8	15.2	13.5	14.4	13.9	14.8	15.2	13.5	14.4	13.9
	6H	13.2	14.7	13.7	15.2	15.6	13.2	14.7	13.7	15.2	15.6	13.2	14.7	13.7
	8H	13.0	14.8	13.5	15.2	15.7	13.1	14.8	13.6	15.3	15.8	13.1	14.8	13.6
	12H	12.9	14.8	13.4	15.2	15.7	13.0	14.8	13.5	15.3	15.8	13.0	14.8	13.5
8H	4H	13.1	14.8	13.6	15.3	15.8	13.0	14.8	13.5	15.2	15.7	13.0	14.7	13.5
	6H	13.0	14.7	13.5	15.2	15.7	13.0	14.7	13.5	15.1	15.7	13.0	14.7	13.5
	8H	13.0	14.5	13.5	15.0	15.5	13.0	14.5	13.5	15.0	15.5	13.0	14.5	13.5
	12H	13.1	14.1	13.6	14.6	15.2	13.1	14.1	13.6	14.6	15.2	13.1	14.1	13.6
12H	4H	13.0	14.8	13.5	15.3	15.8	12.9	14.8	13.4	15.2	15.7	12.9	14.8	13.4
	6H	13.0	14.5	13.5	15.0	15.5	13.0	14.4	13.5	14.9	15.5	13.0	14.4	13.5
	8H	13.1	14.1	13.6	14.6	15.2	13.1	14.1	13.6	14.6	15.2	13.1	14.1	13.6
Variations with the observer position at spacing:														
S =		1.0H	2.0 / -1.7		2.0 / -1.7									
		1.5H	3.9 / -2.6		3.9 / -2.6									
		2.0H	5.7 / -3.5		5.7 / -3.5									