

Laser Blade XL

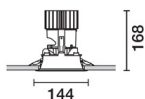
Design iGuzzini

iGuzzini

Last information update: April 2025

Product configuration: P760.43

P760.43: Frame adjustable recessed luminaire - Warm LED - DALI dimmable control gear - Medium - Black / Black



Product code

P760.43: Frame adjustable recessed luminaire - Warm LED - DALI dimmable control gear - Medium - Black / Black

Technical description

Adjustable optic, recessed luminaire for a Warm White LED lamp with a high color rendering index. Passive heat dissipation system. The adjustable body can turn in a set-back position in relation to the flush-mounted recessed housing to ensure precise lighting that is extremely comfortable and reduces direct glare significantly. Internal rotation of 358° and a tilting movement of 35° with mechanical locking systems for both movements. Fixed recessed luminaire in die-cast aluminium with a perimeter surface frame. The adjustable unit includes a radiant element in aluminium, with a steel coupling for the optic unit and a thermoplastic rotation locknut. Metallised thermoplastic reflector with a high definition optic. Thermoplastic anti-glare external screen. Transparent glass cover for LED lamp. Supplied with a dimmable DALI ballast unit connected to the luminaire.

Installation

Recessed with steel torsion springs for false ceilings from 1 to 25 mm thick - preparation hole 125 x 125. Installation possible in a horizontal position.

Colour

Black / Black (43)

Weight (Kg)

1.2

Mounting

ceiling recessed

Wiring

Quick-coupling connections on the ballast unit terminal block - Digital electronic cabling that allows dimming to be performed with DALI protocol or pushbutton systems (TOUCH DIM)

Notes

Technical and decorative accessories available; with the option of installing two accessories simultaneously. The product has a white finish (01) that maintains its UGR < 19 performance unaltered even when luminance values vary slightly.

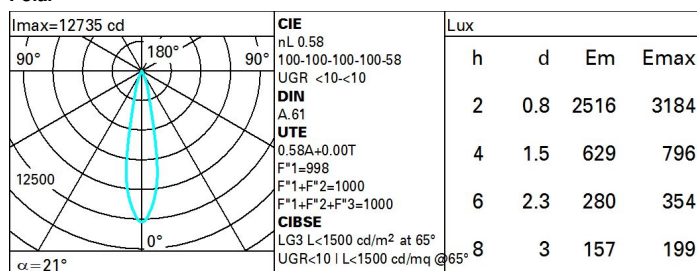
Complies with EN60598-1 and pertinent regulations



Technical data

Im system:	1972	CRI (minimum):	90
W system:	28	Colour temperature [K]:	3000
Im source:	3400	MacAdam Step:	2
W source:	28	Lamp code:	LED
Luminous efficiency (Im/W, real value):	70.4	Number of lamps for optical assembly:	1
Im in emergency mode:	-	ZVEI Code:	LED
Total light flux at or above an angle of 90° [Lm]:	0	Number of optical assemblies:	1
Light Output Ratio (L.O.R.) [%]:	58	Control:	DALI-2
Beam angle [°]:	22°		

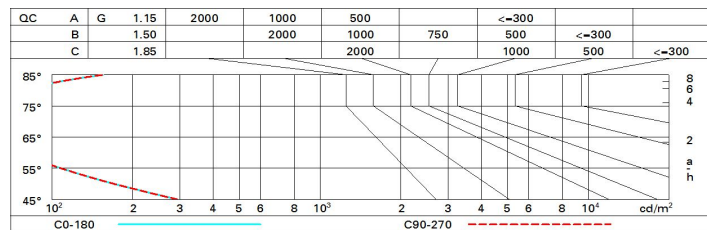
Polar



Utilisation factors

R	77	75	73	71	55	53	33	00	DRR
K0.8	52	50	48	46	49	48	47	45	78
1.0	55	52	51	49	52	50	50	48	83
1.5	57	56	54	53	55	54	53	51	89
2.0	59	58	57	56	57	56	55	54	93
2.5	60	59	58	58	58	58	57	56	96
3.0	61	60	60	59	59	59	58	57	98
4.0	62	61	61	60	60	60	59	58	99
5.0	62	62	61	61	61	60	60	58	100

Luminance curve limit



UGR diagram

Corrected UGR values (at 3400 lm bare lamp luminous flux)											
Reflect.: ceiling/cav walls work pl. Room dim x y		viewed crosswise					viewed endwise				
2H	2H	-10.3	-8.1	-9.9	-7.8	-7.5	-10.3	-8.1	-9.9	-7.8	-7.5
	3H	-10.4	-8.8	-10.0	-8.5	-8.2	-10.4	-8.8	-10.0	-8.5	-8.1
	4H	-10.4	-9.2	-10.0	-8.9	-8.5	-10.4	-9.2	-10.0	-8.8	-8.5
	6H	-10.4	-9.5	-10.0	-9.2	-8.8	-10.4	-9.6	-10.0	-9.2	-8.9
	8H	-10.3	-9.4	-9.9	-9.1	-8.7	-10.5	-9.6	-10.1	-9.2	-8.9
	12H	-10.2	-9.3	-9.8	-8.9	-8.5	-10.5	-9.6	-10.1	-9.3	-8.9
4H	2H	-10.4	-9.2	-10.0	-8.8	-8.5	-10.4	-9.2	-10.0	-8.9	-8.5
	3H	-10.5	-9.6	-10.1	-9.2	-8.9	-10.5	-9.6	-10.1	-9.2	-8.8
	4H	-10.6	-9.6	-10.2	-9.2	-8.8	-10.6	-9.6	-10.2	-9.2	-8.8
	6H	-10.9	-9.1	-10.4	-8.7	-8.2	-11.0	-9.2	-10.5	-8.8	-8.3
	8H	-10.8	-8.9	-10.3	-8.4	-7.9	-11.1	-9.2	-10.6	-8.7	-8.2
	12H	-10.6	-8.6	-10.1	-8.1	-7.6	-11.2	-9.2	-10.7	-8.7	-8.2
8H	4H	-11.1	-9.2	-10.6	-8.7	-8.2	-10.8	-8.9	-10.3	-8.4	-7.9
	6H	-11.0	-9.2	-10.5	-8.7	-8.2	-10.8	-9.0	-10.3	-8.5	-8.0
	8H	-10.7	-9.1	-10.1	-8.6	-8.1	-10.7	-9.1	-10.1	-8.6	-8.1
	12H	-10.0	-9.0	-9.5	-8.5	-8.0	-10.4	-9.4	-9.9	-8.9	-8.4
12H	4H	-11.2	-9.2	-10.7	-8.7	-8.2	-10.6	-8.6	-10.1	-8.1	-7.6
	6H	-10.9	-9.4	-10.4	-8.9	-8.3	-10.3	-8.8	-9.8	-8.3	-7.8
	8H	-10.4	-9.4	-9.9	-8.9	-8.4	-10.0	-9.0	-9.5	-8.5	-8.0
Variations with the observer position at spacing:											
S =		3.7 / -3.0					3.7 / -3.0				
		6.1 / -3.7					6.1 / -3.7				
		8.0 / -4.1					8.0 / -4.1				