

View Opti Linear

Design iGuzzini /
Arup

iGuzzini

Last information update: December 2024

Product configuration: P640

P640: medium body - warm white - wide flood optic



Product code

P640: medium body - warm white - wide flood optic

Technical description

Adjustable spotlight with adapter for installation on electrified track for a linear PCB LED lamp with a Warm White (3000K) tone. Product complete with super pure anodized aluminium reflector to guarantee wide flood light distribution. DALI ballast integrated in the body. Die-cast aluminium optical assembly. Rotates 360° about the vertical axis and tilts 90° relative to the horizontal plane. Passive heat dissipation. Option of installing a range of outdoor accessories including an anti-glare and an asymmetric screen.

Installation

On an electrified track or base

Colour

Black (04) | Black / White (47)

Weight (Kg)

1.35

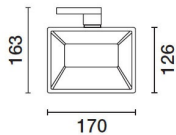

Mounting

three circuit track|ceiling surface

Wiring

Product complete with electronic components

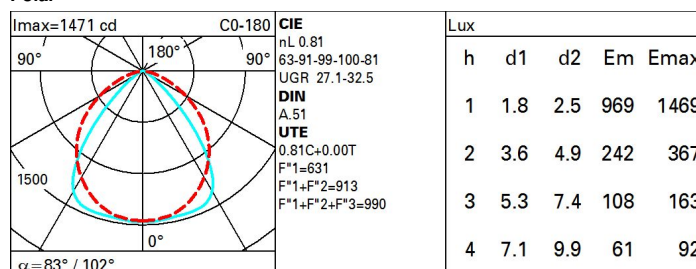
Complies with EN60598-1 and pertinent regulations



Technical data

Im system:	3159	CRI (minimum):	80
W system:	30	Colour temperature [K]:	3000
Im source:	3900	MacAdam Step:	3
W source:	27	Life Time LED 1:	> 50,000h - L90 - B10 (Ta 25°C)
Luminous efficiency (Im/W, real value):	105.3	Lamp code:	LED
Im in emergency mode:	-	Number of lamps for optical assembly:	1
Total light flux at or above an angle of 90° [Lm]:	0	ZVEI Code:	LED
Light Output Ratio (L.O.R.) [%]:	81	Number of optical assemblies:	1
Beam angle [°]:	84° / 102°	Control:	DALI-2

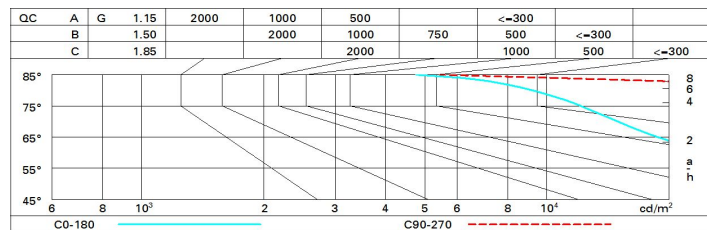
Polar



Utilisation factors

R	77	75	73	71	55	53	33	00	DRR
K0.8	59	52	47	43	51	46	46	41	51
1.0	64	58	53	49	57	52	52	47	58
1.5	72	67	63	59	65	62	61	57	70
2.0	76	72	69	66	71	68	67	63	78
2.5	79	75	73	70	74	71	70	67	83
3.0	80	78	75	73	76	74	73	69	86
4.0	82	80	78	76	78	77	75	72	89
5.0	83	81	80	78	80	78	77	74	91

Luminance curve limit



UGR diagram

Corrected UGR values (at 3900 lm bare lamp luminous flux)											
Reflect.: ceiling/cav walls work pl. Room dim x y		0.70	0.70	0.50	0.50	0.30	0.70	0.70	0.50	0.50	0.30
		0.50	0.30	0.50	0.30	0.30	0.50	0.30	0.50	0.30	0.30
		0.20	0.20	0.20	0.20	0.20	0.20	0.20	0.20	0.20	0.20
		viewed crosswise					viewed endwise				
2H	2H	26.0	27.5	26.9	27.7	28.0	31.1	32.0	31.4	32.3	32.5
	3H	26.5	27.3	26.9	27.6	27.9	31.2	32.0	31.5	32.3	32.6
	4H	26.5	27.2	26.8	27.5	27.8	31.1	31.9	31.5	32.2	32.5
	6H	26.4	27.1	26.8	27.4	27.8	31.1	31.8	31.4	32.1	32.4
	8H	26.4	27.1	26.8	27.4	27.7	31.0	31.7	31.4	32.0	32.4
	12H	26.4	27.0	26.7	27.3	27.7	31.0	31.6	31.4	32.0	32.3
4H	2H	27.2	28.0	27.6	28.3	28.6	32.4	33.1	32.7	33.4	33.7
	3H	27.2	27.9	27.6	28.2	28.6	32.6	33.2	33.0	33.6	33.9
	4H	27.2	27.7	27.6	28.1	28.5	32.6	33.2	33.0	33.6	33.9
	6H	27.1	27.6	27.6	28.0	28.4	32.6	33.1	33.0	33.5	33.9
	8H	27.1	27.5	27.5	28.0	28.4	32.5	33.0	33.0	33.4	33.8
	12H	27.1	27.5	27.5	27.9	28.4	32.5	32.9	32.9	33.3	33.8
8H	4H	27.4	27.8	27.8	28.2	28.7	32.8	33.3	33.3	33.7	34.1
	6H	27.3	27.7	27.8	28.1	28.6	32.8	33.2	33.3	33.6	34.1
	8H	27.3	27.6	27.8	28.1	28.6	32.8	33.1	33.3	33.6	34.1
	12H	27.2	27.5	27.8	28.0	28.5	32.8	33.0	33.3	33.5	34.0
12H	4H	27.4	27.8	27.8	28.2	28.7	32.8	33.2	33.2	33.6	34.1
	6H	27.3	27.6	27.8	28.1	28.6	32.8	33.1	33.3	33.6	34.1
	8H	27.3	27.6	27.8	28.1	28.6	32.8	33.0	33.3	33.5	34.0
Variations with the observer position at spacing:											
S =		1.0H	1.3	/ -2.8				0.3	/ -0.3		
		1.5H	2.3	/ -5.1				0.6	/ -1.1		
		2.0H	3.6	/ -6.5				1.3	/ -1.6		