


Last information update: November 2024

**Product configuration: P261**  
P261: Medium body spotlight - warm white - DALI - WIDE-FLOOD



**Product code**  
P261: Medium body spotlight - warm white - DALI - WIDE-FLOOD

**Technical description**  
Adjustable spotlight with adapter for installation on an electrified DALI track. High yield LED lamp with high color rendering index. Luminaire body made of die-cast aluminium and thermoplastic material. Swivel joints allow the spotlight to be rotated by 360° about the vertical axis and tilted by 90° tilting relative to the horizontal plane. Mechanical aiming locks fitted on both the spotlight and adapter allow rotation and tilting movements to be locked in position to ensure efficient light aiming even after the original installation or during maintenance. The optical assembly is equipped with an accessory holding ring designed to contain a flat accessory. Another external component can also be applied - asymmetric screen / directional flaps; the external accessories can rotate freely about the spotlight longitudinal axis. DALI dimmable power supply unit integrated in the spotlight body.

**Installation**  
Installation on an electrified track.

**Colour**  
White (01) | Grey / Black (74)

**Weight (Kg)**  
0.9

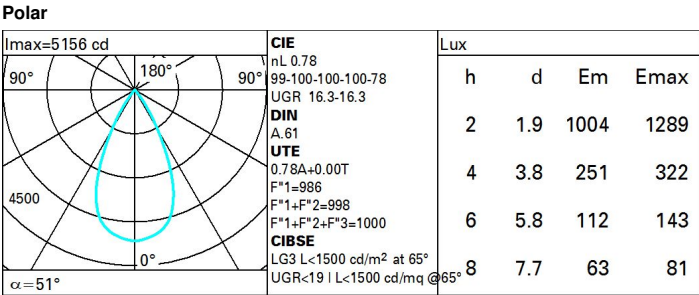
**Mounting**  
dali track

**Wiring**  
Integrated DALI dimmer power supply unit.

Complies with EN60598-1 and pertinent regulations



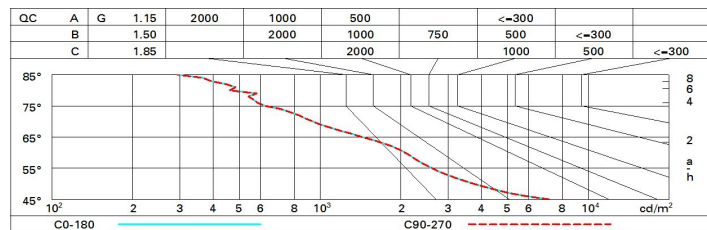
Technical data			
Im system:	3487	CRI (minimum):	90
W system:	37.5	Colour temperature [K]:	3000
Im source:	4470	MacAdam Step:	2
W source:	32	Life Time LED 1:	> 50,000h - L90 - B10 (Ta 25°C)
Luminous efficiency (lm/W, real value):	93	Lamp code:	LED
Im in emergency mode:	-	Number of lamps for optical assembly:	1
Total light flux at or above an angle of 90° [Lm]:	0	ZVEI Code:	LED
Light Output Ratio (L.O.R.) [%]:	78	Number of optical assemblies:	1
Beam angle [°]:	52°	Control:	DALI-2



# Utilisation factors

R	77	75	73	71	55	53	33	00	DRR
K0.8	70	66	64	62	66	63	63	60	77
1.0	73	70	67	66	69	67	67	64	82
1.5	77	74	72	71	73	72	71	69	88
2.0	79	78	76	75	76	75	74	72	92
2.5	81	79	78	77	78	77	76	74	95
3.0	82	81	80	79	80	79	78	76	97
4.0	83	82	82	81	81	80	79	77	99
5.0	83	83	82	82	81	81	80	78	100

# Luminance curve limit



# UGR diagram

Corrected UGR values (at 4470 lm bare lamp luminous flux)											
Reflect.: ceiling/cav walls work pl. Room dim x y		viewed crosswise					viewed endwise				
		0.70	0.70	0.50	0.50	0.30	0.70	0.70	0.50	0.50	0.30
		0.50	0.30	0.50	0.30	0.30	0.50	0.30	0.50	0.30	0.30
		0.20	0.20	0.20	0.20	0.20	0.20	0.20	0.20	0.20	0.20
2H	2H	16.9	17.5	17.2	17.7	17.9	16.9	17.5	17.2	17.7	17.9
	3H	16.7	17.3	17.1	17.5	17.8	16.7	17.3	17.1	17.5	17.8
	4H	16.7	17.2	17.0	17.5	17.8	16.7	17.2	17.0	17.5	17.7
	6H	16.6	17.0	16.9	17.4	17.7	16.6	17.0	16.9	17.4	17.7
	8H	16.6	17.0	16.9	17.3	17.7	16.6	17.0	16.9	17.3	17.7
	12H	16.5	16.9	16.9	17.3	17.6	16.5	16.9	16.9	17.3	17.6
4H	2H	16.7	17.2	17.0	17.5	17.7	16.7	17.2	17.0	17.5	17.8
	3H	16.5	16.9	16.9	17.3	17.6	16.5	16.9	16.9	17.3	17.6
	4H	16.4	16.8	16.8	17.2	17.6	16.4	16.8	16.8	17.2	17.6
	6H	16.4	16.7	16.8	17.1	17.5	16.4	16.7	16.8	17.1	17.5
	8H	16.3	16.6	16.8	17.0	17.5	16.3	16.6	16.8	17.0	17.5
	12H	16.3	16.5	16.7	17.0	17.4	16.3	16.5	16.7	17.0	17.4
8H	4H	16.3	16.6	16.8	17.0	17.5	16.3	16.6	16.8	17.0	17.5
	6H	16.2	16.5	16.7	16.9	17.4	16.2	16.5	16.7	16.9	17.4
	8H	16.2	16.4	16.7	16.8	17.3	16.2	16.4	16.7	16.8	17.3
	12H	16.1	16.3	16.6	16.8	17.3	16.1	16.3	16.6	16.8	17.3
12H	4H	16.3	16.5	16.7	17.0	17.4	16.3	16.5	16.7	17.0	17.4
	6H	16.2	16.4	16.7	16.8	17.3	16.2	16.4	16.7	16.8	17.3
	8H	16.1	16.3	16.6	16.8	17.3	16.1	16.3	16.6	16.8	17.3
Variations with the observer position at spacing:											
S =	1.0H	6.0 / -13.3					6.0 / -13.3				
	1.5H	8.8 / -14.6					8.8 / -14.6				
	2.0H	10.8 / -16.3					10.8 / -16.3				