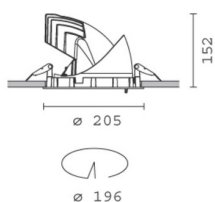


Last information update: December 2024

Product configuration: N392

N392: extractable, adjustable, recessed LED luminaire - DALI control gear included



Product code

N392: extractable, adjustable, recessed LED luminaire - DALI control gear included

Technical description

Extractable, adjustable, recessed luminaire for neutral white LED lamp. Passive heat dispersion system. Die-cast aluminium main body and frame; stainless steel rotation hinge. Rotation ring with safety cover in a high resistance thermoplastic material. Body adjusted with a manual manoeuvre device: internal 40° - external 65° - rotation on 355° axis. Reflector with high efficiency super-pure aluminium optic - wideflood beam angle. Die-cast aluminium lamp body closure ring. Tempered transparent glass screen. Dimmerable DALI control gear supplied and connected to the luminaire.

Installation

recessed using steel springs in false ceilings with thicknesses starting at 1 mm; preparation hole Ø 195 mm

Colour
White (01)

Weight (Kg)
1.7

Mounting

ceiling recessed

Wiring

on control gear box with quick-coupling connections

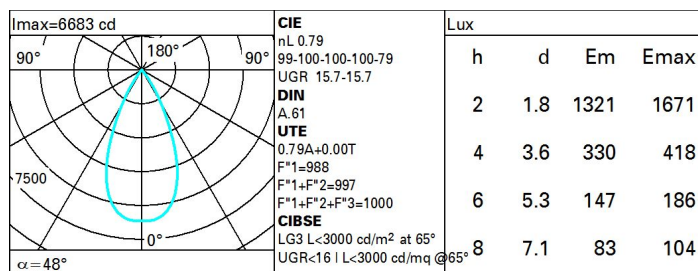
Complies with EN60598-1 and pertinent regulations



Technical data

Im system:	4095	Life Time LED 1:	> 50,000h - L90 - B10 (Ta 25°C)
W system:	34.7	Lamp code:	LED
Im source:	5190	Number of lamps for optical assembly:	1
W source:	31	ZVEI Code:	LED
Luminous efficiency (lm/W, real value):	118	Number of optical assemblies:	1
Im in emergency mode:	-	Power factor:	See installation instructions
Total light flux at or above an angle of 90° [Lm]:	0	Inrush current:	30 A / 200 µs
Light Output Ratio (L.O.R.) [%]:	79	Maximum number of luminaires of this type per miniature circuit breaker:	B10A: 12 luminaires B16A: 20 luminaires C10A: 20 luminaires C16A: 34 luminaires
Beam angle [°]:	48°	Minimum dimming %:	1
CRI (minimum):	80	Overvoltage protection:	2kV Common mode & 2kV Differential mode
Colour temperature [K]:	4000	Control:	DALI-2
MacAdam Step:	2		

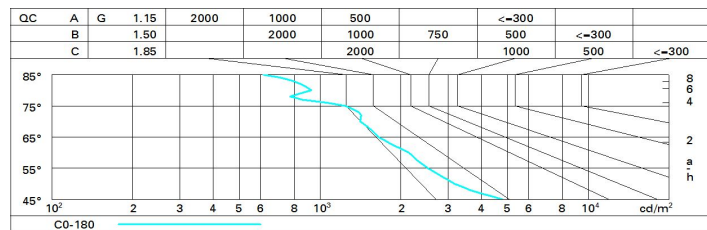
Polar



Utilisation factors

R	77	75	73	71	55	53	33	00	DRR
K0.8	71	67	65	63	67	64	64	61	78
1.0	74	71	68	67	70	68	67	65	82
1.5	78	75	73	72	74	73	72	70	88
2.0	80	78	77	76	77	76	75	73	93
2.5	82	80	79	78	79	78	77	75	95
3.0	83	82	81	80	81	80	79	77	97
4.0	84	83	83	82	82	81	80	78	99
5.0	84	84	83	83	82	82	81	79	100

Luminance curve limit



UGR diagram

Corrected UGR values (at 5190 lm bare lamp luminous flux)											
Reflect.: ceiling/cav walls work pl. Room dim x y		viewed crosswise					viewed endwise				
		0.70	0.70	0.50	0.50	0.30	0.70	0.70	0.50	0.50	0.30
		0.50	0.30	0.50	0.30	0.30	0.50	0.30	0.50	0.30	0.30
		0.20	0.20	0.20	0.20	0.20	0.20	0.20	0.20	0.20	0.20
2H	2H	16.2	16.8	16.5	17.0	17.3	16.2	16.8	16.5	17.0	17.3
	3H	16.1	16.6	16.4	16.9	17.2	16.1	16.6	16.4	16.9	17.2
	4H	16.1	16.5	16.4	16.8	17.1	16.0	16.5	16.4	16.8	17.1
	6H	16.0	16.4	16.3	16.7	17.0	16.0	16.4	16.3	16.7	17.0
	8H	15.9	16.4	16.3	16.7	17.0	15.9	16.3	16.3	16.7	17.0
	12H	15.9	16.3	16.3	16.6	17.0	15.9	16.3	16.3	16.6	17.0
4H	2H	16.0	16.5	16.4	16.8	17.1	16.1	16.5	16.4	16.8	17.1
	3H	15.9	16.3	16.3	16.6	17.0	15.9	16.3	16.3	16.7	17.0
	4H	15.8	16.2	16.2	16.5	16.9	15.8	16.2	16.2	16.5	16.9
	6H	15.8	16.1	16.2	16.5	16.9	15.7	16.1	16.2	16.5	16.9
	8H	15.7	16.0	16.1	16.4	16.8	15.7	16.0	16.1	16.4	16.8
	12H	15.7	15.9	16.1	16.3	16.8	15.7	15.9	16.1	16.3	16.8
8H	4H	15.7	16.0	16.1	16.4	16.8	15.7	16.0	16.1	16.4	16.8
	6H	15.6	15.9	16.1	16.3	16.8	15.6	15.9	16.1	16.3	16.8
	8H	15.6	15.8	16.1	16.2	16.7	15.6	15.8	16.1	16.2	16.7
	12H	15.5	15.7	16.0	16.2	16.7	15.5	15.7	16.0	16.2	16.7
12H	4H	15.7	15.9	16.1	16.3	16.8	15.7	15.9	16.1	16.3	16.8
	6H	15.6	15.8	16.0	16.2	16.7	15.6	15.8	16.1	16.2	16.7
	8H	15.5	15.7	16.0	16.2	16.7	15.5	15.7	16.0	16.2	16.7
Variations with the observer position at spacing:											
S =	1.0H	6.1 / -11.5					6.1 / -11.5				
	1.5H	8.9 / -12.3					8.9 / -12.3				
	2.0H	10.9 / -13.0					10.9 / -13.0				