

Laser Blade L

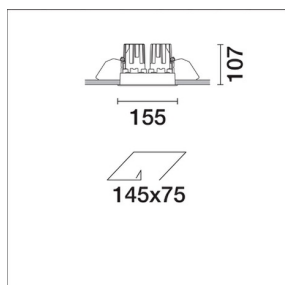

Design iGuzzini

iGuzzini

Last information update: April 2025

Product configuration: N167.01

N167.01: Fixed, two compartment Recessed luminaire - Warm LED - Incorporated DALI dimmable power supply - WideFlood optic Beam - White



Product code

N167.01: Fixed, two compartment Recessed luminaire - Warm LED - Incorporated DALI dimmable power supply - WideFlood optic Beam - White

Technical description

Fixed optic, twin compartment, recessed luminaire for warm white LED lamps with a high color rendering index. Passive heat dissipation system. Lamp body with die-cast aluminium radiant surface, version with perimeter surface frame. Metallised, thermoplastic, high definition optics, integrated in a rear position in the anti-glare screens. Glass covers for LED lamps. The structure of the optical system produces light emission with controlled luminance (UGR < 19). Supplied with DALI dimmable power supply unit connected to the luminaire.

Installation

recessed with steel wire springs for false ceilings from 1 to 25 mm thick - preparation hole 75 x 145. Installation permitted in either a horizontal or vertical position.

Colour

White (01)

Weight (Kg)

1

Mounting

wall recessed/ceiling recessed

Wiring

Quick-fit power supply connection to terminal block. Digital electronic cabling that allows dimming to be performed with DALI protocol or a pushbutton switch (DIM SWITCH).

Notes

The product with its white finish (01) includes optic rings for limiting luminance; a feature that renders a performance of UGR < 19 and determines slight variations in the opening of the optics (52°) and yield (0.74).

Complies with EN60598-1 and pertinent regulations



Technical data

Im system:	1710	Life Time LED 1:	> 50,000h - L90 - B10 (Ta 25°C)
W system:	20.4	Voltage [Vin]:	230
Im source:	2250	Lamp code:	LED
W source:	16	Number of lamps for optical assembly:	1
Luminous efficiency (Im/W, real value):	83.8	ZVEI Code:	LED
Im in emergency mode:	-	Number of optical assemblies:	1
Total light flux at or above an angle of 90° [Lm]:	0	Power factor:	See installation instructions
Light Output Ratio (L.O.R.) [%]:	76	Inrush current:	10 A / 200 µs
Beam angle [°]:	52°	Maximum number of luminaires of this type per miniature circuit breaker:	B10A: 18 luminaires B16A: 30 luminaires C10A: 31 luminaires C16A: 51 luminaires
CRI (minimum):	90	Minimum dimming %:	1
Colour temperature [K]:	3000	Overvoltage protection:	5kV Common mode & 4kV Differential mode
MacAdam Step:	2	Control:	DALI-2

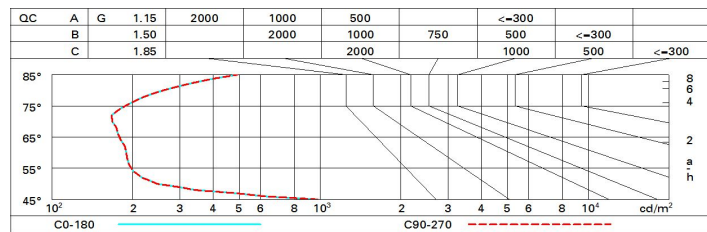
Polar

<p>$\alpha=52^\circ$</p>	CIE nL 0.76 100-100-100-100-76 UGR 10.8-10.8 DIN A.61 UTE 0.76A+0.00T F*1=996 F*1+F*2=999 F*1+F*2+F*3=1000 CIBSE LG3 L<1500 cd/m ² at 65° UGR<16 L<1500 cd/mq @65°				Lux			
	h		d		Em		Emax	
	2		2		515		640	
	4		3.9		129		160	
	6		5.9		57		71	
	8		7.8		32		40	

Utilisation factors

R	77	75	73	71	55	53	33	00	DRR
K0.8	69	65	63	61	64	62	62	59	78
1.0	72	68	66	64	68	66	65	63	83
1.5	75	73	71	69	72	70	69	67	88
2.0	77	76	74	73	75	73	73	71	93
2.5	79	78	77	76	76	76	75	73	96
3.0	80	79	78	77	78	77	76	74	98
4.0	81	80	80	79	79	78	77	75	99
5.0	81	81	80	80	79	79	78	76	100

Luminance curve limit



UGR diagram

Corrected UGR values (at 2250 lm bare lamp luminous flux)											
Reflect.: ceiling/cav walls work pl. Room dim x y		viewed crosswise					viewed endwise				
2H	2H	11.3	11.9	11.6	12.1	12.4	11.3	11.9	11.6	12.1	12.4
	3H	11.2	11.7	11.5	12.0	12.3	11.2	11.7	11.5	12.0	12.2
	4H	11.1	11.6	11.5	11.9	12.2	11.1	11.6	11.5	11.9	12.2
	6H	11.1	11.5	11.4	11.8	12.1	11.1	11.5	11.4	11.8	12.1
	8H	11.0	11.4	11.4	11.8	12.1	11.0	11.4	11.4	11.8	12.1
	12H	11.0	11.4	11.4	11.7	12.1	11.0	11.4	11.4	11.7	12.1
4H	2H	11.1	11.6	11.5	11.9	12.2	11.1	11.6	11.5	11.9	12.2
	3H	11.0	11.4	11.4	11.7	12.1	11.0	11.4	11.4	11.7	12.1
	4H	10.9	11.2	11.3	11.6	12.0	10.9	11.2	11.3	11.6	12.0
	6H	10.8	11.1	11.2	11.5	11.9	10.8	11.1	11.2	11.5	11.9
	8H	10.8	11.1	11.2	11.5	11.9	10.8	11.0	11.2	11.5	11.9
	12H	10.7	11.0	11.2	11.4	11.9	10.7	11.0	11.2	11.4	11.9
8H	4H	10.8	11.0	11.2	11.5	11.9	10.8	11.1	11.2	11.5	11.9
	6H	10.7	10.9	11.1	11.4	11.8	10.7	10.9	11.2	11.4	11.8
	8H	10.6	10.8	11.1	11.3	11.8	10.6	10.8	11.1	11.3	11.8
	12H	10.6	10.8	11.1	11.2	11.8	10.6	10.8	11.1	11.2	11.8
12H	4H	10.7	11.0	11.2	11.4	11.9	10.7	11.0	11.2	11.4	11.9
	6H	10.6	10.8	11.1	11.3	11.8	10.6	10.8	11.1	11.3	11.8
	8H	10.6	10.8	11.1	11.2	11.8	10.6	10.8	11.1	11.2	11.8
Variations with the observer position at spacing:											
S =		1.0H					0.5 / -15.1				
		1.5H					9.3 / -15.3				
		2.0H					11.3 / -15.5				