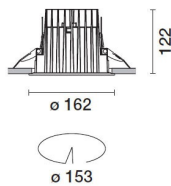


Last information update: May 2025

Product configuration: N013.Y

N013.Y: Fixed circular recessed luminaire - Ø153 mm - warm white - wide flood optic - UGR<19

**Product code**

N013.Y: Fixed circular recessed luminaire - Ø153 mm - warm white - wide flood optic - UGR<19

Technical description

Fixed round luminaire designed to use a LED lamp with C.O.B. technology. Version with rim for surface-mounting. Reflector vacuum-metallised with aluminium vapours with an anti-scratch protective layer. Die-cast aluminium body and passive dissipation system. Product complete with LED lamp in warm white colour tone (3000K). General light emission, with controlled luminance UGR<19 1500 cd/m² α>65° wide flood optic.

Installation

Recessed using torsion springs which allow easy installation in false ceilings with thickness ranging from 1 mm to 25mm.

Colour

White / Aluminium (39)

Weight (Kg)

1.22

Mounting

ceiling recessed

Wiring

product complete with DALI components

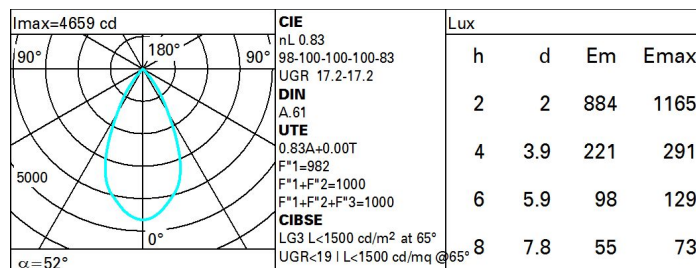
Notes

TPb rated

Complies with EN60598-1 and pertinent regulations

**Technical data**

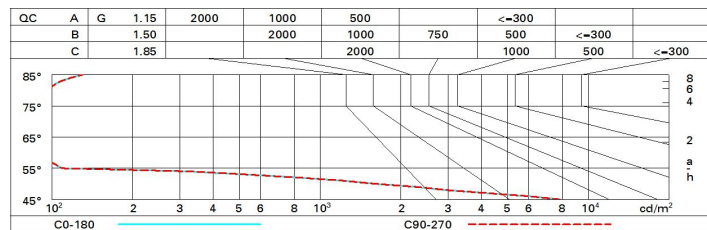
lm system:	3317	CRI (minimum):	80
W system:	32.5	Colour temperature [K]:	3000
lm source:	4000	MacAdam Step:	2
W source:	29	Life Time LED 1:	> 50,000h - L90 - B10 (Ta 25°C)
Luminous efficiency (lm/W, real value):	102.1	Lamp code:	LED
lm in emergency mode:	-	Number of lamps for optical assembly:	1
Total light flux at or above an angle of 90° [Lm]:	0	ZVEI Code:	LED
Light Output Ratio (L.O.R.) [%]:	83	Number of optical assemblies:	1
Beam angle [°]:	52°	Control:	DALI-2

Polar

Utilisation factors

R	77	75	73	71	55	53	33	00	DRR
K0.8	74	70	68	65	70	67	67	64	77
1.0	78	74	72	70	73	71	71	68	82
1.5	82	79	77	75	78	76	75	73	88
2.0	84	82	81	79	81	80	79	77	92
2.5	86	84	83	82	83	82	81	79	95
3.0	87	86	85	84	85	84	83	81	97
4.0	88	87	87	86	86	85	84	82	99
5.0	89	88	87	87	87	86	85	83	100

Luminance curve limit



UGR diagram

Corrected UGR values (at 4000 lm bare lamp luminous flux)											
Reflect.: ceiling/cav walls work pl. Room dim x y		0.70	0.70	0.50	0.50	0.30	0.70	0.70	0.50	0.50	0.30
		0.50	0.30	0.50	0.30	0.30	0.50	0.30	0.50	0.30	0.30
		0.20	0.20	0.20	0.20	0.20	0.20	0.20	0.20	0.20	0.20
		viewed crosswise					viewed endwise				
2H	2H	17.8	18.4	18.1	18.6	18.9	17.8	18.4	18.1	18.6	18.9
	3H	17.7	18.2	18.0	18.5	18.8	17.7	18.2	18.0	18.5	18.8
	4H	17.6	18.1	17.9	18.4	18.7	17.6	18.1	17.9	18.4	18.7
	6H	17.5	18.0	17.9	18.3	18.6	17.5	18.0	17.9	18.3	18.6
	8H	17.5	17.9	17.8	18.2	18.6	17.5	17.9	17.8	18.2	18.6
	12H	17.4	17.9	17.8	18.2	18.6	17.4	17.9	17.8	18.2	18.5
4H	2H	17.6	18.1	17.9	18.4	18.7	17.6	18.1	17.9	18.4	18.7
	3H	17.4	17.9	17.8	18.2	18.6	17.4	17.9	17.8	18.2	18.6
	4H	17.3	17.7	17.7	18.1	18.5	17.3	17.7	17.7	18.1	18.5
	6H	17.2	17.6	17.7	18.0	18.4	17.2	17.6	17.7	18.0	18.4
	8H	17.2	17.5	17.6	17.9	18.4	17.2	17.5	17.6	17.9	18.4
	12H	17.2	17.4	17.6	17.9	18.3	17.2	17.4	17.6	17.9	18.3
8H	4H	17.2	17.5	17.6	17.9	18.4	17.2	17.5	17.6	17.9	18.4
	6H	17.1	17.4	17.6	17.8	18.3	17.1	17.4	17.6	17.8	18.3
	8H	17.1	17.3	17.5	17.7	18.2	17.1	17.3	17.5	17.7	18.2
	12H	17.0	17.2	17.5	17.7	18.2	17.0	17.2	17.5	17.7	18.2
12H	4H	17.2	17.4	17.6	17.9	18.3	17.2	17.4	17.6	17.9	18.3
	6H	17.1	17.3	17.5	17.7	18.2	17.1	17.3	17.5	17.7	18.2
	8H	17.0	17.2	17.5	17.7	18.2	17.0	17.2	17.5	17.7	18.2
Variations with the observer position at spacing:											
S =	1.0H	5.1 / -29.8					5.1 / -29.8				
	1.5H	7.9 / -30.2					7.9 / -30.2				
	2.0H	9.9 / -30.4					9.9 / -30.4				