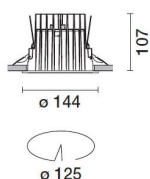



Last information update: May 2025

**Product configuration: N000.Y**

N000.Y: Fixed circular recessed luminaire - Ø125 mm - neutral white - flood optic - UGR&lt;19

**Product code**

N000.Y: Fixed circular recessed luminaire - Ø125 mm - neutral white - flood optic - UGR&lt;19

**Technical description**

Fixed round luminaire designed to use a LED lamp with C.O.B. technology. Version with rim for surface-mounting. Reflector vacuum-metallised with aluminium vapours with an anti-scratch protective layer. Die-cast aluminium body and passive dissipation system. Product complete with LED lamp in neutral white colour tone (4,000K). General light emission, with controlled luminance UGR<19 1500 cd/m<sup>2</sup> α>65° flood optic.

**Installation**

Recessed using torsion springs which allow easy installation in false ceilings with thickness ranging from 1 mm to 20 mm.

**Colour**

White / Aluminium (39)

**Weight (Kg)**

1.02

**Mounting**

ceiling recessed

**Wiring**

product complete with DALI components

**Notes**

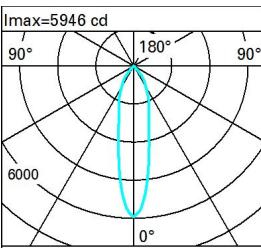
TPb rated

Complies with EN60598-1 and pertinent regulations

**Technical data**

lm system:	2196	CRI (minimum):	80
W system:	17.7	Colour temperature [K]:	4000
lm source:	2500	MacAdam Step:	2
W source:	16	Life Time LED 1:	> 50,000h - L90 - B10 (Ta 25°C)
Luminous efficiency (lm/W, real value):	124.1	Lamp code:	LED
lm in emergency mode:	-	Number of lamps for optical assembly:	1
Total light flux at or above an angle of 90° [Lm]:	0	ZVEI Code:	LED
Light Output Ratio (L.O.R.) [%]:	88	Number of optical assemblies:	1
Beam angle [°]:	24°	Control:	DALI-2

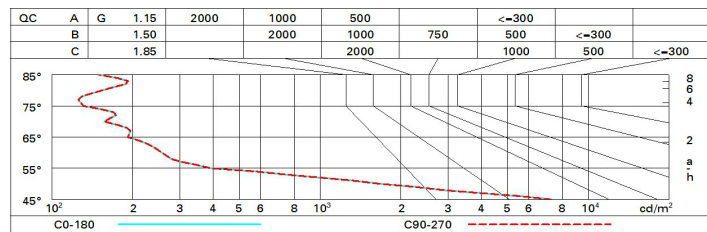
**Polar**

Imax=5946 cd		<b>CIE</b> nL 0.88 98-100-100-100-88 UGR 17.7-17.7 <b>DIN</b> A.61 <b>UTE</b> 0.88A+0.00T F*1=978 F*1+F*2=999 F*1+F*2+F*3=1000 <b>CIBSE</b> LG3 L<1500 cd/m² at 65° UGR<19   L<1500 cd/mq @65°		Lux			
				h	d	Em	Emax
				2	0.9	1123	1486
				4	1.7	281	372
				6	2.6	125	165
				8	3.4	70	93
α=24°							

# Utilisation factors

R	77	75	73	71	55	53	33	00	DRR
K0.8	79	74	71	69	74	71	70	68	77
1.0	82	78	76	73	77	75	75	72	82
1.5	86	84	81	79	83	81	80	77	88
2.0	89	87	85	84	86	84	83	81	92
2.5	91	89	88	87	88	87	86	84	95
3.0	92	91	90	89	89	89	88	85	97
4.0	93	92	92	91	91	90	89	87	99
5.0	94	93	93	92	92	91	90	88	100

# Luminance curve limit



# UGR diagram

Corrected UGR values (at 2500 lm bare lamp luminous flux)											
Reflect.: ceiling/cav walls work pl. Room dim x y		viewed crosswise					viewed endwise				
		0.70	0.70	0.50	0.50	0.30	0.70	0.70	0.50	0.50	0.30
		0.50	0.30	0.50	0.30	0.30	0.50	0.30	0.50	0.30	0.30
		0.20	0.20	0.20	0.20	0.20	0.20	0.20	0.20	0.20	0.20
2H	2H	18.2	18.9	18.5	19.1	19.4	18.2	18.9	18.5	19.1	19.4
	3H	18.1	18.7	18.4	19.0	19.2	18.1	18.7	18.4	19.0	19.2
	4H	18.0	18.6	18.4	18.9	19.2	18.0	18.6	18.4	18.9	19.2
	6H	18.0	18.5	18.3	18.8	19.1	18.0	18.5	18.3	18.8	19.1
	8H	17.9	18.4	18.3	18.7	19.1	17.9	18.4	18.3	18.7	19.1
	12H	17.9	18.3	18.3	18.7	19.0	17.9	18.3	18.3	18.7	19.0
4H	2H	18.0	18.6	18.4	18.9	19.2	18.0	18.6	18.4	18.9	19.2
	3H	17.9	18.3	18.3	18.7	19.0	17.9	18.3	18.3	18.7	19.0
	4H	17.8	18.2	18.2	18.6	19.0	17.8	18.2	18.2	18.6	19.0
	6H	17.7	18.1	18.1	18.5	18.9	17.7	18.1	18.1	18.5	18.9
	8H	17.7	18.0	18.1	18.4	18.8	17.7	18.0	18.1	18.4	18.8
	12H	17.6	17.9	18.1	18.3	18.8	17.6	17.9	18.1	18.3	18.8
8H	4H	17.7	18.0	18.1	18.4	18.8	17.7	18.0	18.1	18.4	18.8
	6H	17.6	17.8	18.0	18.3	18.8	17.6	17.8	18.0	18.3	18.8
	8H	17.5	17.7	18.0	18.2	18.7	17.5	17.7	18.0	18.2	18.7
	12H	17.5	17.7	18.0	18.1	18.7	17.5	17.7	18.0	18.1	18.7
12H	4H	17.6	17.9	18.1	18.3	18.8	17.6	17.9	18.1	18.3	18.8
	6H	17.5	17.7	18.0	18.2	18.7	17.5	17.7	18.0	18.2	18.7
	8H	17.5	17.7	18.0	18.1	18.7	17.5	17.7	18.0	18.1	18.7
Variations with the observer position at spacing:											
S =	1.0H	4.4 / -24.6					4.4 / -24.6				
	1.5H	7.2 / -25.8					7.2 / -25.8				
	2.0H	9.2 / -26.2					9.2 / -26.2				