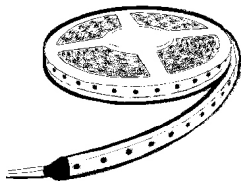


## UNDERSCORE 15/18 12V



### IT **Attenzione:**

La sicurezza dell'apparecchio e' garantita solo con l'uso appropriato delle seguenti istruzioni; pertanto e' necessario conservarle.

### EN **Warning:**

The safety of this fixture is guaranteed only if you comply with these instructions; remember to conserve in a safe place.

### FR **Attention:**

La sécurité de l'appareil n'est garantie qu'en cas d'utilisation correcte des instructions suivantes; il faut par conséquent les conserver.

### DE **Achtung:**

Die sicherheit des gerätes wird nur durch sachgemässe befolgung nachstehender anweisungen gewährleistet; ihre aufbewahrung ist deshalb sehr wichtig.

### NL **Opgelet:**

De veiligheid van di toestel is slechts dan gegarandeerd als indien de volgende instructies strikt worden toegepast; daarom moet men ze ook bewaren.

### ES **Atencion:**

La seguridad del aparato se garantiza solo cumpliendo cuidadosamente las siguientes instrucciones; por ello, es necesario conservarlas.

### DA **Bemærk:**

Sikkerheden ved brug af armaturet kan kun garanteres, hvis disse anvisninger følges; sørg derfor for at gemme dem.

### NO **Advarsel:**

Sikkerheten til dette apparatet garanteres kun hvis du overholder disse instruksjonene; husk å oppbevare dem på et trygt sted.

### SV **Observera:**

Utrustningens säkerhet kan endast garanteras om dessa anvisningar respekteras i detalj. Spara därför dessa anvisningar för framtida konsultation.

### RU **Внимание:**

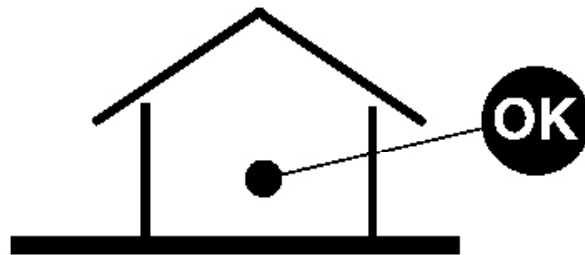
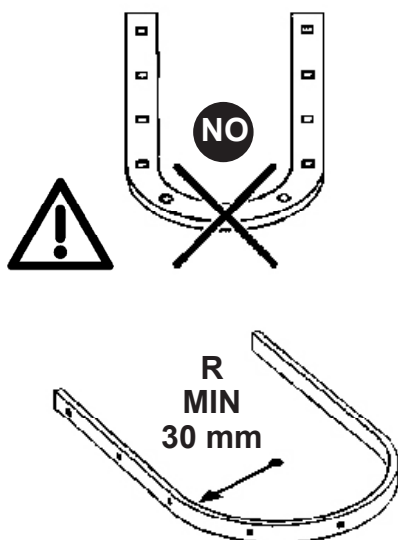

Мы гарантируем безопасную эксплуатацию изделия только при соблюдении следующих инструкций; с этой целью необходимо сохранить данную брошюру.

### ZH **警告:**

为确保该装置安全, 请遵守操作指示; 并于安全场所放置。

### AR

تحذير: لا يمكن ضمان سلامة هذا الجهاز إلا إذا التزمت بهذه التعليمات. يجب حفظها في مكان آمن.



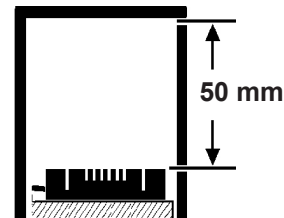
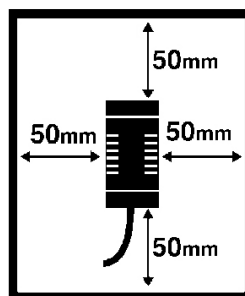
### TUBE VERSION

M824-M825-M826-M827-M828-M829

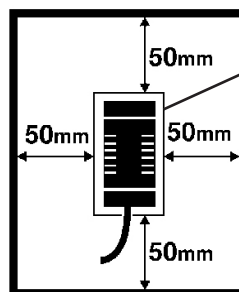
### STANDARD VERSION

M249-M250-M251-M252-M253-M254

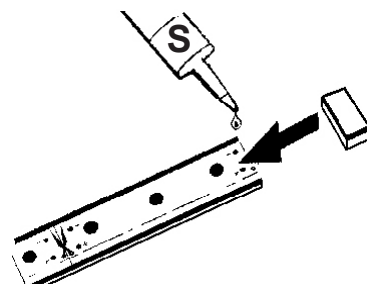
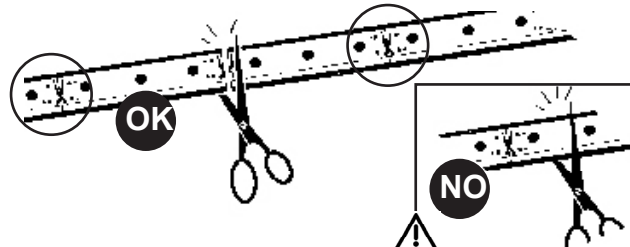
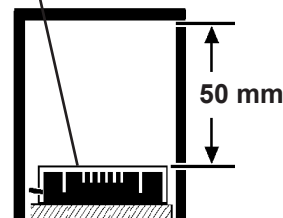
art MWF7 - MWF8  
MWF9 - MWG0  
MWP3 - MX36

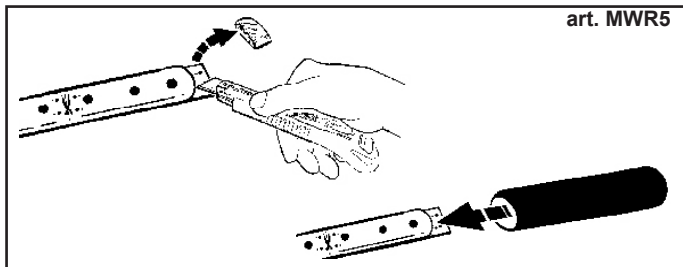


art MZ08 - MZ09

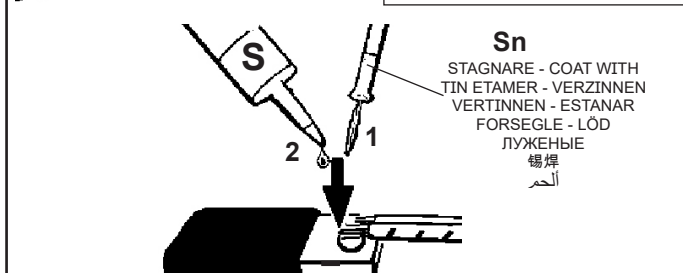
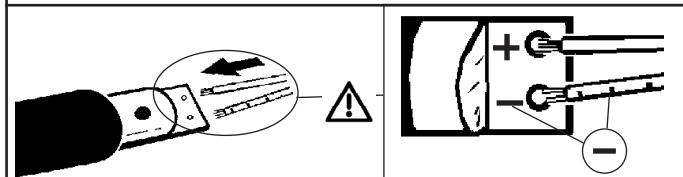


ENCLOSURE BY OTHER



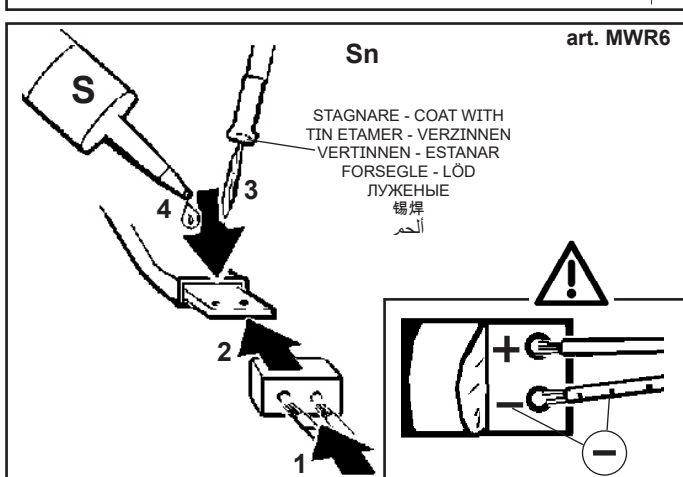
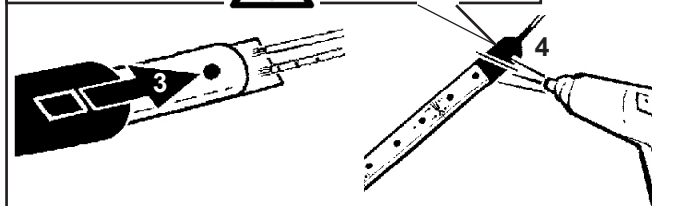
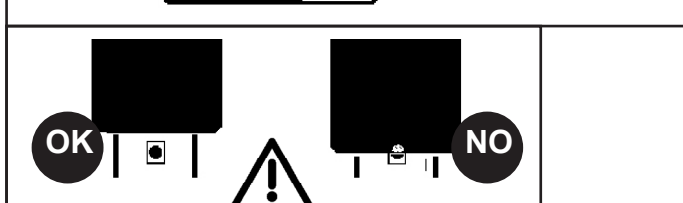


art. MWR5



Sn

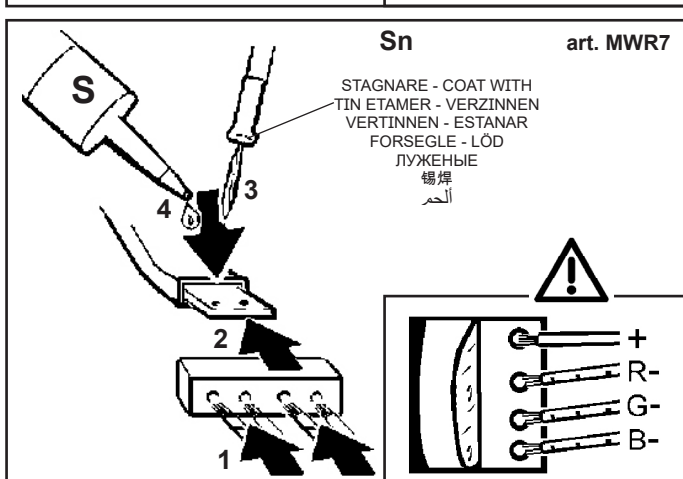
STAGNARE - COAT WITH TIN ETAMER - VERZINNEN  
VERTINNEN - ESTANAR  
FORSEGLE - LÖD  
ЛУЖЕНЫЕ  
錫焊  
الحم



Sn

STAGNARE - COAT WITH TIN ETAMER - VERZINNEN  
VERTINNEN - ESTANAR  
FORSEGLE - LÖD  
ЛУЖЕНЫЕ  
錫焊  
الحم

art. MWR6



Sn

STAGNARE - COAT WITH TIN ETAMER - VERZINNEN  
VERTINNEN - ESTANAR  
FORSEGLE - LÖD  
ЛУЖЕНЫЕ  
錫焊  
الحم

art. MWR7

IT N.B.: Il grado di protezione del sistema, é garantito soltanto se si effettua correttamente l'operazione di siliconatura (S) con silicone fornito dalla iGuzzini.

EN N.B.: The degree of protection offered by the system is only guaranteed if the siliconisation procedure is performed correctly using silicone supplied by iGuzzini.

FR N.B.: L'indice de protection du système n'est assuré que si l'application de silicone a été effectuée correctement et que le silicone a été fourni par iGuzzini.

DE N.B.: Der Schutzgrad des Systems ist nur gewährleistet, wenn die Abdichtung mit dem von iGuzzini gelieferten Silikon korrekt ausgeführt wird.

NL N.B.: De beschermingsgraad van het systeem is alleen dan gegarandeerd als het silicone, dat door iGuzzini wordt geleverd, goed is aangebracht.

ES N.B.: El grado de protección del sistema está garantizado sólo si se realiza correctamente la operación de siliconado (S) con silicona suministrada por iGuzzini.

DA N.B.: Beskyttelsesgraden på systemet kan kun garanteres, hvis der påføres silikone (S) på korrekt vis med silikone leveret af iGuzzini.

NO N.B.: Graden av beskyttelse som tilbys av systemet garanteres kun hvis silikonet, som leveres av iGuzzini, blir påført korrekt.

SV OBS! Systemets skyddsgrad garanteras endast om silikoniseringsproceduren utförs på ett korrekt sätt med silikon från iGuzzini.

RU ПРИМЕЧАНИЕ: Класс электробезопасности системы гарантируется, только если будет правильно выполнена пропитка силиконом, поставляемым iGuzzini.

ZH 注意事项: 只有在 iGuzzini 提供的硅酮正确施行聚硅酮操作之后系统保护的等级才被保证。

ملاحظة: درجة حماية النظام مضمونة فقط إذا تم تنفيذها بشكل صحيح عملية طلاء السيليكون (S) مع السيليكون المزود من iGuzzini

AR

MAX m								
ART	MWF7 MZ08	MX36 MWF8 MZ09	MWF9	MWG0	MWF7 MZ08 + MWF9	MWF8 MZ09 + MWF9	MZ08 + MWP3	MWF8 MZ09 + MWP3
M249-M250 M251-M252 M254-M824 M825-M826 M827-M828	5	10+10*	/	/	/	/	MIN 5 MAX 7	MIN 5 MAX 10
M253 - M829	/	/	10	10	5	10	/	/

IT E' possibile collegare in serie fino a 10+10m di Led Strip accettando delle differenze di luminosità sulla linea

EN The in-series connection of LED strips is possible up to 10+10 m allowing for any differences in luminosity on the line.

FR Il est possible de brancher en série jusqu'à 10+10 mètres de " Led Strip " sous réserve d'accepter des différences de luminosité sur la ligne.

DE Es können bis zu 10+10m "LED Strip" in Serie geschaltet werden, wobei jedoch unterschiedliche Helligkeiten entlang der Linie entstehen.

NL Het is mogelijk tot aan 10+10 m "Led Strips" op dezelfde serie aan te sluiten als u verschillen van lichtintensiteit op de lijn kunt accepteren.

ES Se puede conectar en serie hasta 10+10m de "Led Strip" aceptando diferencias de luminosidad en la línea.

DA Man kan serieforbinde op til 10+10 m "Led Strip", hvilket vil medføre forskelle i lysstyrken på linjen.

NO Det er mulig å koble opptil 10+10 m "Led Strip" i serie ved å godta lysforskjeller på linjen.

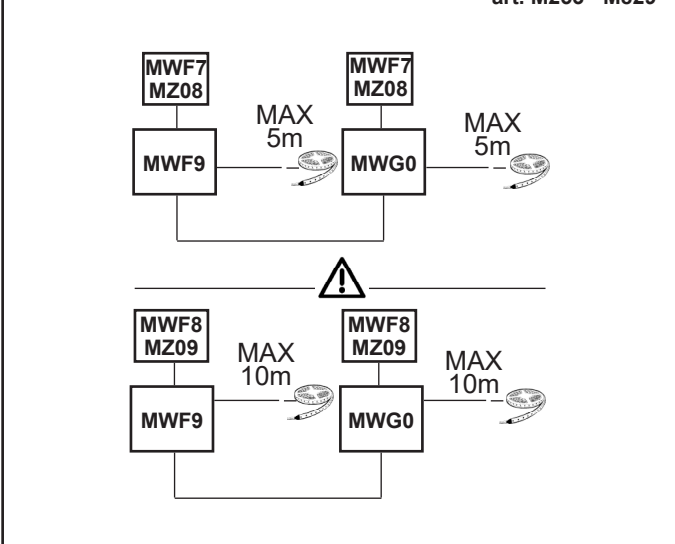
SV Det går att serieansluta upp till 10+10 m "Led Strip" genom att acceptera ljusskillnaderna på linjen.

RU Можно последовательно подсоединить вплоть до 10м+10м Led Strip, допуская разницу в освещении на линии.

ZH LED灯条串联连接可达10m+10m，并且线路上灯不会呈现不同的亮度。

يمكن القيام بتوصيل تسلسلي حتى 10+10 مترًا من LED Strip مما يسمح باختلافات في الإضاءة على الخط

AR



art. M253 - M829

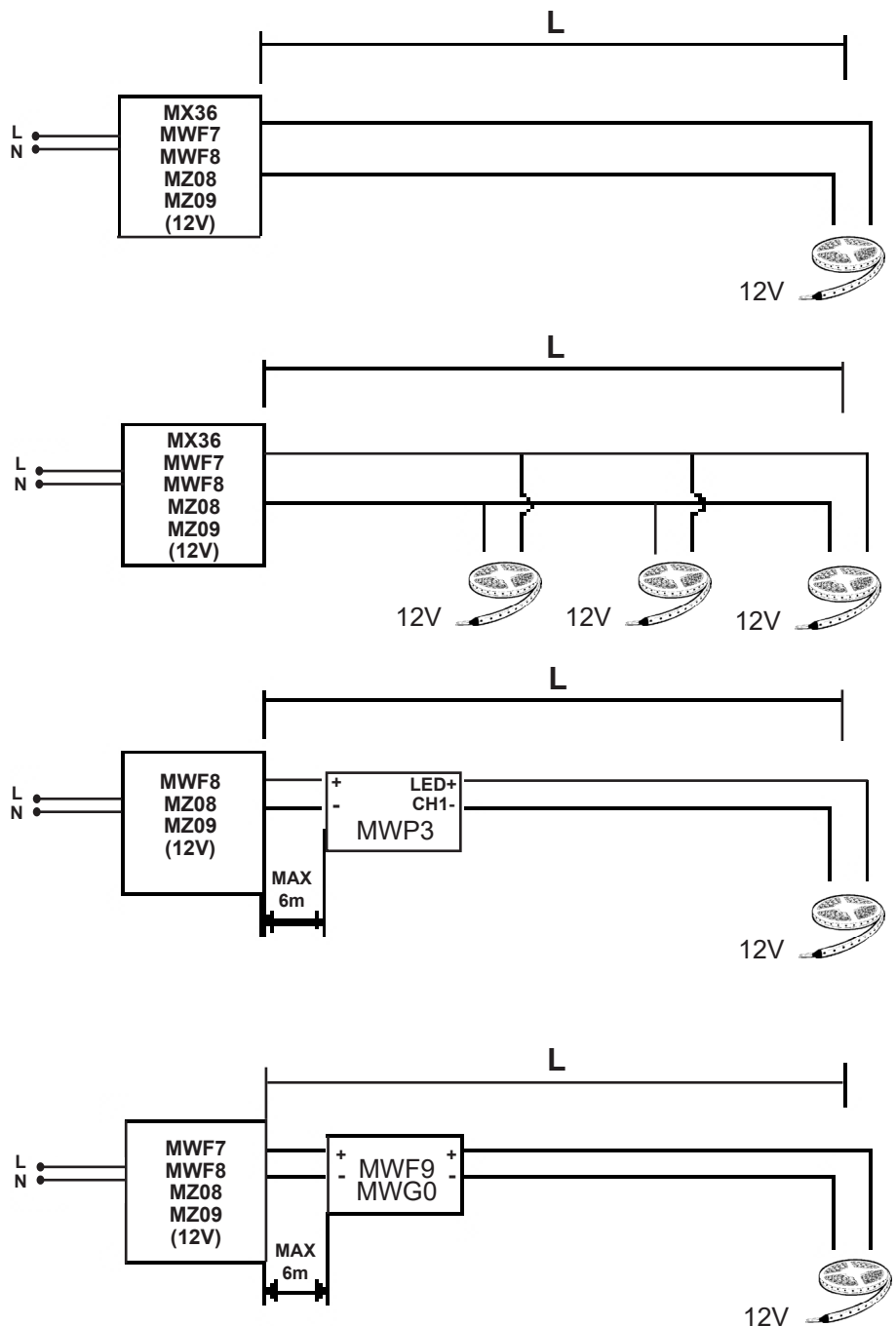


ART	Ampere/m [A]
M249 - M250 M251 - M252 M254 - M824 M825 - M826 M827 - M828	0.45
M253 - M829	0.4*

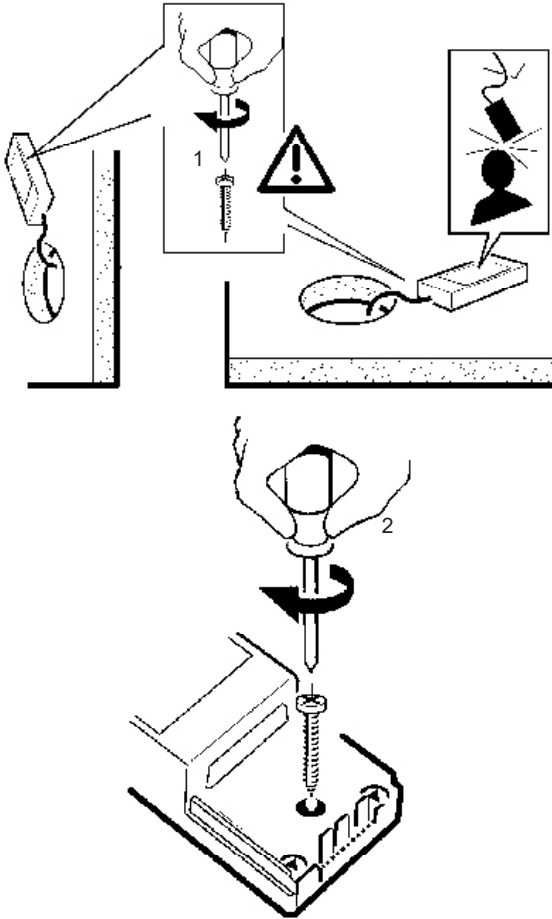
\* Se utilizzato con interfaccia MWF9 - MWG0  
If used with MWF9 - MWG0 interface  
En cas d'utilisation avec l'interface MWF9 - MWG0  
Wenn mit Schnittstelle MWF9 - MWG0 verwendet  
Indien gebruikt met een interface MWF9 - MWG0  
Si utilizado con interfaz MWF9 - MWG0  
Hvis anvendt med grænseflade MWF9 - MWG0  
Hvis brukt med grensesnitt MWF9 - MWG0  
Om den används med gränssnitt MWF9 - MWG0  
Если используется интерфейс MWF9 - MWG0  
如使用 MWF9 - MWG0 接口  
في حالة استعماله مع وجهة MWG0-MWF9

$$L = \frac{25 \times S}{A \times m}$$

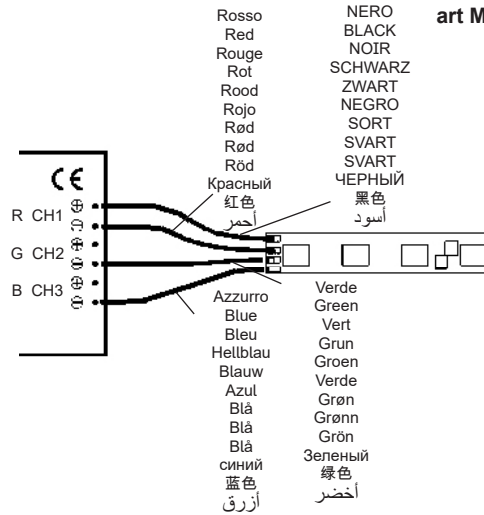
S = Sezione cavo in Rame [mm <sup>2</sup>]  
A = Ampere/m  
m = Metri totali collegati alla Linea  
S = Copper cable section [mm <sup>2</sup>]  
A = Ampere/m  
m = Total metres connected to the line  
S = Section du câble en cuivre [mm <sup>2</sup>]  
A = Ampères/m  
m = Total des mètres raccordés à la ligne  
S = Durchmesser Kupferkabel [mm <sup>2</sup>]  
A = Ampere/m  
m = Summe der an die Linie angeschlossenen Meter  
S = Sectie koperen kabel [mm <sup>2</sup>]  
A = Ampère/m  
m = totaal aangesloten Meters op de Lijn  
S = Sección cable de cobre [mm <sup>2</sup>]  
A = Ampere/m  
m = Metros totales conectados a la línea  
S = Tværsnit kobberkabel [mm <sup>2</sup>]  
A = Ampere/m  
m = Meter i alt tilsluttet linjen  
S = Kabletverrsnitt i kobber [mm <sup>2</sup>]  
A = Ampere/m  
m = Meter totalt tilkoblet til linjen  
S = Kopparkabelns tvärsnitt [mm <sup>2</sup>]  
A = Ampere/m  
m = Totalt antal meter anslutna till linjen  
S = Сечение медного провода [мм <sup>2</sup>]  
A = Ампер/м  
m = Всего метров, подсоединенных к Линии  
S = 铜电缆截面[平方毫米]  
A = 安培/米  
m = 连接到线路上的总长度 (按米计算)  
S = مقطع كابل من النحاس [2<sup>هـ</sup>]  
A = أمبير/متر  
M = مجموع الأمطار الموصولة بالخط



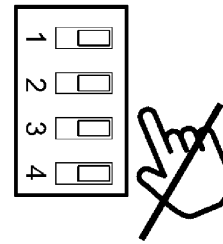
art. MWF7 - MWF8 - MWP3  
MZ08 - MZ09



art MWF9 - MWG0



DIP SWITCH



- IT** Le prestazioni e la sicurezza dell'apparecchio sono garantite soltanto per oscillazioni della corrente del  $\pm 5\%$  rispetto al valore nominale. La conformità alla norma è garantita soltanto utilizzando gruppi driver iGuzzini (art.: MWF7-MWF8-MZ08-MZ09). Nel caso di utilizzo di driver diversi, per tutte le informazioni tecniche aggiuntive, contattare la iGuzzini
- EN** The performance level and safety of the lighting fixture are only guaranteed for oscillations of  $\pm 5\%$  in the current, in relation to the nominal value. Conformity with the standard is guaranteed only if iGuzzini driver assemblies (item code MWF7-MWF8-MZ08-MZ09) are used. When using other drivers, contact iGuzzini for any additional technical information
- FR** Les performances et la sécurité de l'appareil ne sont assurées que pour des oscillations de courant de  $\pm 5\%$  par rapport à la valeur nominale. La conformité à la norme n'est assurée qu'en cas d'utilisation de blocs drivers iGuzzini (réf. : MWF7-MWF8-MZ08-MZ09). Si vous utilisez des drivers différents, pour toute information technique supplémentaire, veuillez contacter iGuzzini
- DE** Die Leistungen und die Sicherheit des Geräts sind nur für vom Vorschaltgerät abgehende Spannungsschwankungen von  $\pm 5\%$  in Bezug auf den Nennwert gewährleistet. Die Übereinstimmung mit der Vorschrift ist nur mit dem Einsatz von iGuzzini-Drivergruppen (Art.: MWF7-MWF8-MZ08-MZ09) gewährleistet. Werden andere Treiber verwendet, ist für sämtliche zusätzlichen technischen Informationen iGuzzini zu Rate zu ziehen.
- NL** De prestaties en de veiligheid van het apparaat zijn alleen gegarandeerd voor spanningsvariëaties van  $\pm 5\%$  ten opzichte van de nominale waarde. De conformiteit aan de norm wordt alleen gegarandeerd als u iGuzzini driver groepen gebruikt (art.: MWF7-MWF8-MZ08-MZ09). En caso de utilización de drivers diferentes, para conocer la información técnica adicional ponerse en contacto con iGuzzini
- ES** Las prestaciones y la seguridad del aparato están garantizada solamente con oscilaciones de la corriente del  $\pm 5\%$  respecto al valor nominal. La conformidad a la norma se garantiza solamente con el uso de grupos driver iGuzzini (art.: MWF7-MWF8-MZ08-MZ09). Voor het gebruik van andere drivers dient u contact op te nemen met iGuzzini voor alle verdere technische informatie
- DA** Armaturets ydelse og sikkerhed kan kun garanteres ved strømudsving på  $\pm 5\%$  i forhold til den nominelle værdi. Opfyldelse af reglerne garanteres kun ved brug af driverenheder fra iGuzzini (art.: MWF7-MWF8-MZ08-MZ09). Hvis du anvender forskellige drivere, bedes du kontakte iGuzzini for alle de øvrige tekniske informationer
- NO** Ytelsesnivået og sikkerheten til lysarmaturen kan kun garanteres for svingninger på  $\pm 5\%$  i strømmen, i forhold til nominell verdi. Samsvar med forskriften garanteres bare ved bruk av drivergrupper fra iGuzzini (art.: MWF7-MWF8-MZ08-MZ09). Ved bruk av forskjellige drivere, ta kontakt med iGuzzini for all ekstra teknisk informasjon
- SV** Utrustningens prestanda och säkerhet garanteras endast vid en strömoscillation på  $\pm 5\%$  i förhållande till nominellt värde. Överensstämmelse med standard garanteras endast genom att använda drivenheter av typ iGuzzini (art.: MWF7-MWF8-MZ08-MZ09). Vid användning av andra drivenheter ber vi att ni kontaktar iGuzzini för vidare teknisk information
- RU** Эксплуатационные качества и безопасность прибора гарантируются только при колебаниях тока  $\pm 5\%$  от номинального значения. Соответствие нормативу гарантируется только при использовании групп драйверов iGuzzini (арт.: MWF7-MWF8-MZ08-MZ09). Для получения необходимой технической информации при использовании других драйверов свяжитесь с компанией iGuzzini.
- ZH** 只有在电流的额定值 $\pm 5\%$ 的情况下，才可以保证装置的使用性能及安全性。只有使用了iGUZZINI的驱动器系列（MWF7-MWF8-MZ08-MZ09产品），产品的合格性才能被保证。如果使用其他驱动器，请联系iGuzzini公司了解所有其他技术信息。
- AR** يتم ضمان عمل الجهاز بشكل جيد من خلال تأرجح فطرية التغذية الخارجة بنسبة  $\pm 5\%$  مقارنة مع القيمة الاسمية. المطابقة للمعايير مضمونة فقط عند استخدام محولات إيجوزيني "iGuzzini" (وفقاً MWF7-MWF8-MZ08-MZ09) في حالة استخدام برامج تشغيل مختلفة، اتصل ب iGuzzini للحصول على كافة المعلومات الفنية الإضافية.

**IT** Le superfici devono essere pulite e asciutte, ad una temperatura superiore a 15°C. Per la pulizia utilizzare eptano o alcool isopropilico, asciugare con un panno pulito e attendere che i solventi siano perfettamente evaporati prima dell'applicazione.

**EN** The surfaces must be clean and dry, and at a temperature of at least 15°C. To clean them, use heptane or isopropyl alcohol, then dry them with a clean cloth so the solvents have evaporated completely before they are applied.

**FR** Les surfaces doivent être propres et sèches, à une température supérieure à 15°C. Pour le nettoyage, utiliser de l'heptane ou de l'alcool isopropylique, sécher avec un chiffon propre et attendre l'évaporation complète des solvants avant l'application.

**DE** Die Oberflächen müssen sauber und trocken sein, die Raumtemperatur sollte über 15°C liegen. Für die Reinigung Heptan oder Isopropyl-Alkohol verwenden, mit einem sauberen Tuch trocknen und vor dem Auftragen warten, bis die Lösungsmittel vollständig verdunstet sind.

**NL** De oppervlakken moeten droog en schoon zijn en een temperatuur hebben die hoger is dan 15°C. Reinigen met heptaan of isopropylalcohol. Met een doek droogmaken en vóór de applicatie wachten tot de oplosmiddelen volledig verdampst zijn.

**ES** Las superficies deben estar limpias y secas, y a una temperatura superior a 15 °C. Para la limpieza, utilizar heptano o isopropanol, secar con un paño limpio y esperar a que los disolventes se hayan evaporado por completo antes de la aplicación.

**DA** Overfladerne skal være rene og tørre, med en temperatur på over 15°C. Brug heptan eller isopropylalkohol til rengøringen, tør efter med en ren klud og vent til opløsningsmidlerne er fuldstændigt fordampede, før påføring.

**NO** Overflatene må være rene og tørre, og ha en temperatur på over 15°C. For rengjøringen bruker du heptan eller isopropylalkohol, tørker med en ren klut og venter til løsemidlene har fordampet helt før påføring.

**SV** Ytorna ska vara rena och torra och hålla en temperatur över 15°C. Rengör med heptan eller isopropylalkohol, torka med en ren trasa och vänta tills lösningsmedlen har avdunstat helt innan applicering.

**RU** Поверхности должны быть чистыми и сухими, при температуре не выше 15°C. Для очистки используйте гептан или изопропиловый спирт, вытирайте насухо чистой тканью и дождайтесь полного испарения растворителей перед нанесением.

**ZH** 表面应保持清洁干燥，温度超过15°C。清洁时需使用庚烷或异丙醇，用干净的布擦干并等待溶剂完全蒸发后再使用。

**AR** يجب أن تكون الأسطح نظيفة وجافة وعلى درجة حرارة تتجاوز 15 درجة مئوية. للتنظيف، استخدم الهبتان أو كحول الأيزوبروبيل، وجفف بقطعة قماش نظيفة وانتظر حتى تتبخر المذيبات تماماً قبل التطبيق.

**+ ART.**

art. MWG2

MAX 5,5 mm

MAX 3 mm

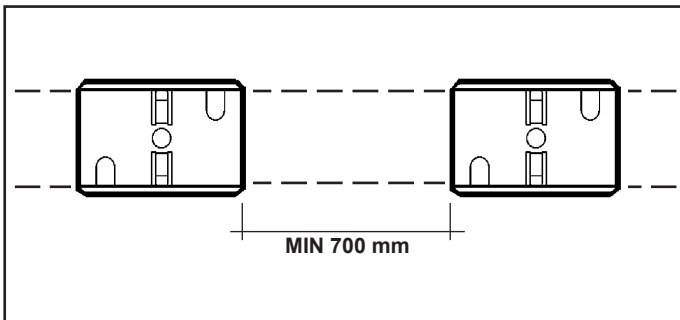
OK NO

art. MWG1

MAX 7 mm

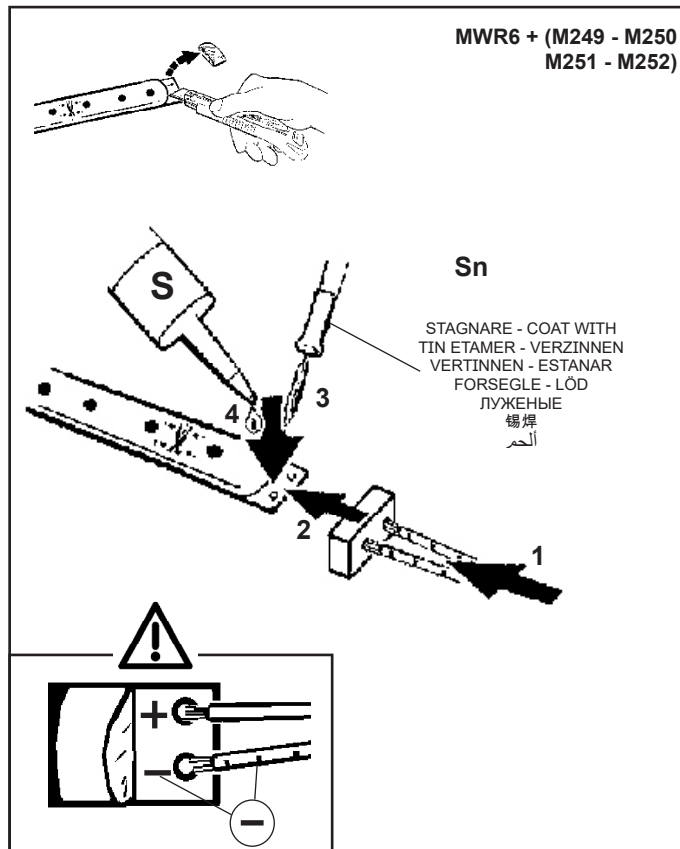
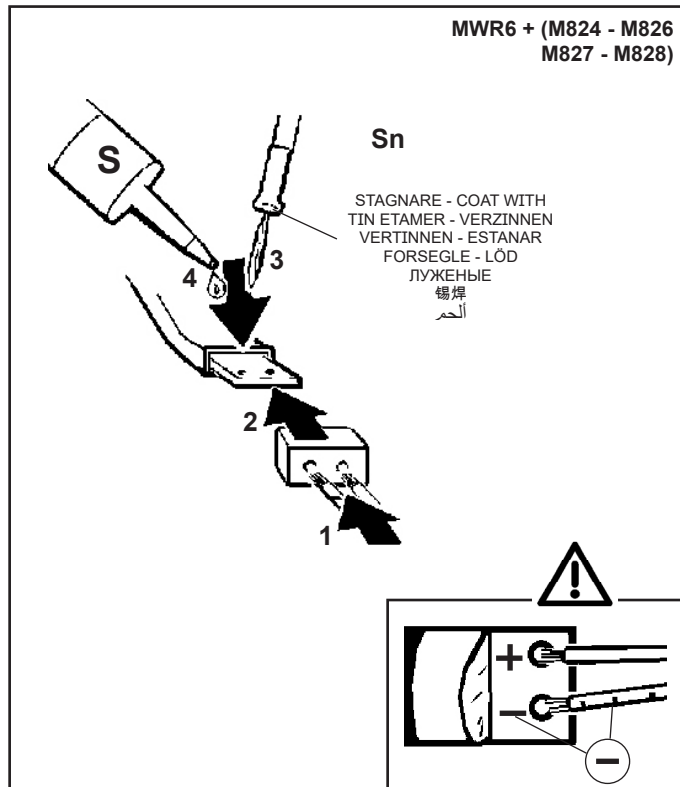
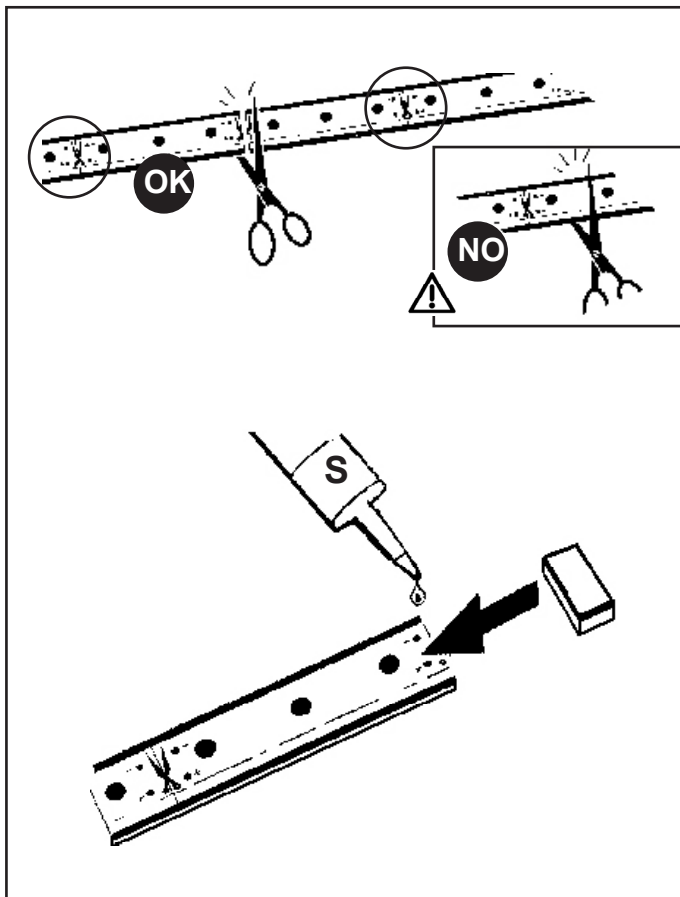

MAX 3,5 mm

OK NO



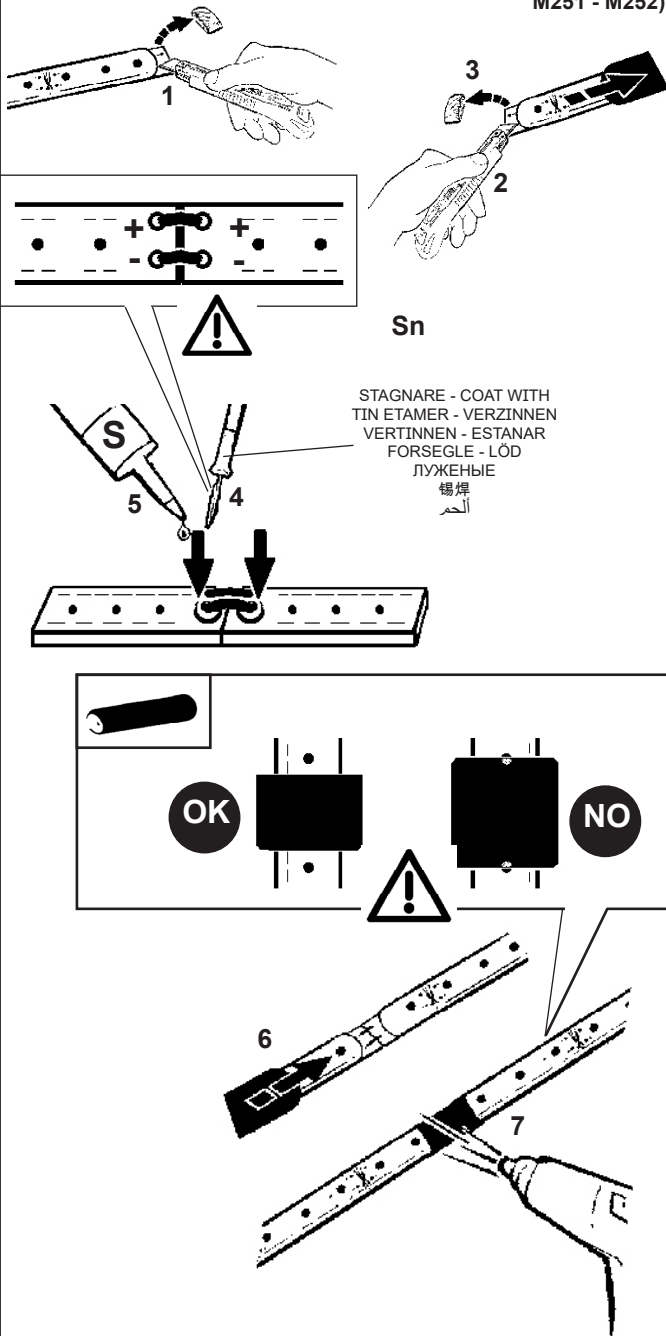
IT N.B.: Per la sostituzione del LED contattare l'azienda iGuzzini.  
 EN N.B.: For information on LED replacement please contact iGuzzini.  
 FR N.B.: Pour procéder au remplacement de la LED, adressez-vous à la société iGuzzini.  
 DE N.B.: Bezüglich des Austausches der LED kontaktieren Sie bitte die Firma iGuzzini.  
 NL N.B.: Voor het vervangen van de LED neemt u contact op met het bedrijf iGuzzini.  
 ES NOTA: Para sustituir el LED llame a la empresa iGuzzini.  
 DA N.B.: For udskiftning af lysdioden, skal man kontakte iGuzzini.  
 NO N.B.: For informasjon om skifte av LED, vennligst ta kontakt med iGuzzini.  
 SV OBS! För byte av lysdioden, kontakta företaget iGuzzini.  
 RU ПРИМЕЧАНИЕ: Для замены СИДов обращайтесь в компанию iGuzzini.  
 ZH 注意: 如需LED更换的信息, 请联系iGuzzini.  
 AR تنبيه: لاستبدال الضوء LED اتصل بشركة iGuzzini

Accessori profili  
 Profiles accessories  
 Accessoires profils  
 Zubehoer profile  
 Profiel onderdelen  
 Accesorios perfiles  
 Tilbehør profiler  
 Tilbehør profiler  
 Accessoarier profiler  
 Профильные аксессуары  
 型材配件  
 ملحقات الملف الشخصي

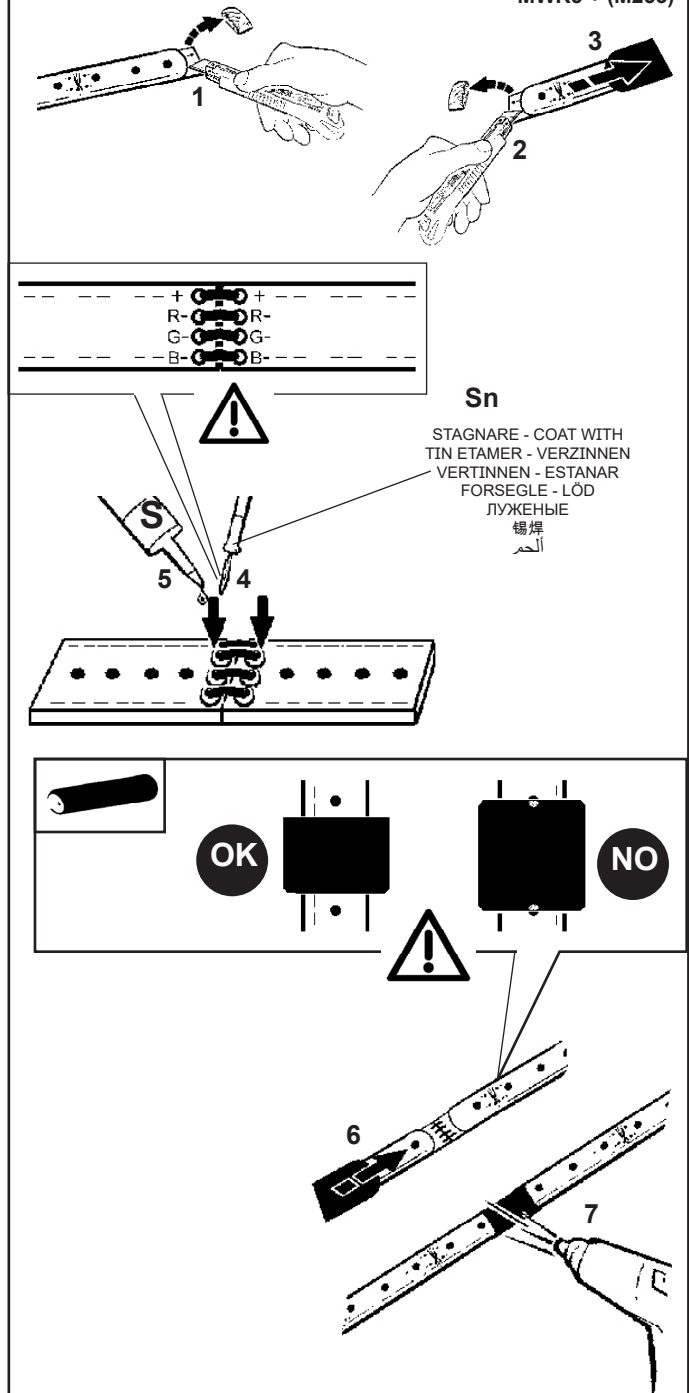




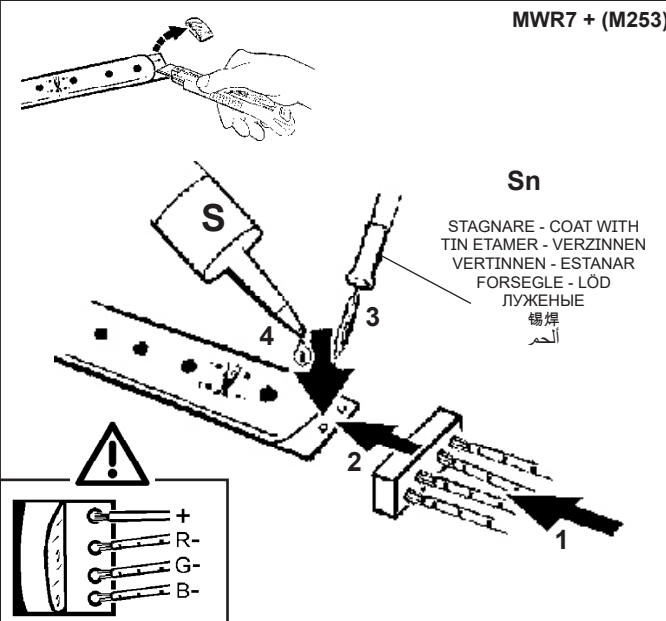
**MWR5 + (M249 - M250  
M251 - M252)**



**MWR5 + (M253)**



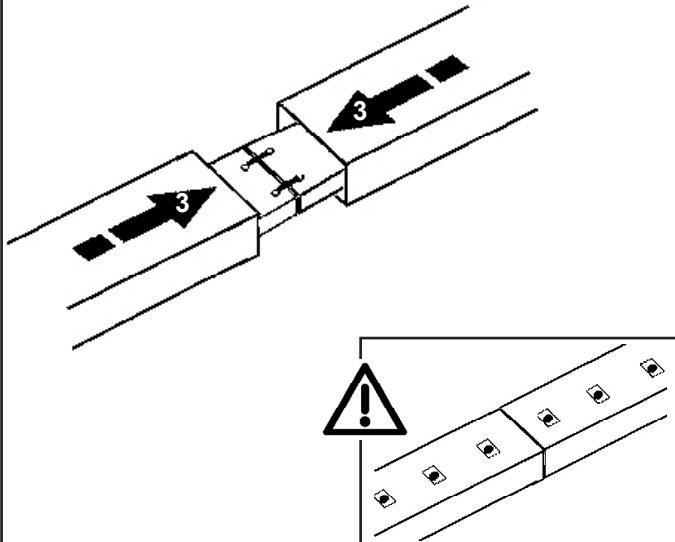
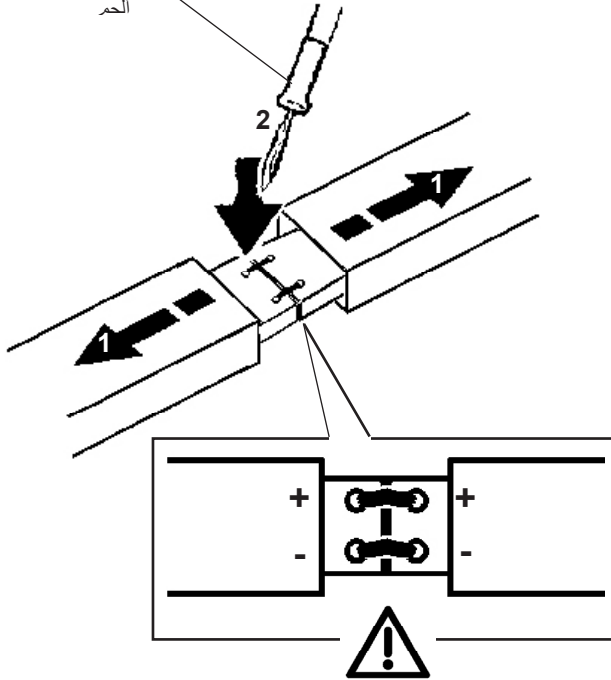
**MWR7 + (M253)**



- IT N.B.: Il grado di protezione del sistema, é garantito soltanto se si effettua correttamente l'operazione di siliconatura (S) con silicone fornito dalla iGuzzini.
- EN N.B.: The degree of protection offered by the system is only guaranteed if the siliconisation procedure is performed correctly using silicone supplied by iGuzzini.
- FR N.B.: L'indice de protection du système n'est assuré que si l'application de silicone a été effectuée correctement et que le silicone a été fourni par iGuzzini.
- DE N.B.: Der Schutzgrad des Systems ist nur gewährleistet, wenn die Abdichtung mit dem von iGuzzini gelieferten Silikon korrekt ausgeführt wird.
- NL N.B.: De beschermingsgraad van het systeem is alleen dan gegarandeerd als het silicone, dat door iGuzzini wordt geleverd, goed is aangebracht.
- ES N.B.: El grado de protección del sistema está garantizado sólo si se realiza correctamente la operación de siliconado (S) con silicona suministrada por iGuzzini.
- DA N.B.: Beskyttelsesgraden på systemet kan kun garanteres, hvis der påføres silikone (S) på korrekt vis med silikone leveret af iGuzzini.
- NO N.B.: Graden av beskyttelse som tilbys av systemet garanteres kun hvis silikonet, som leveres av iGuzzini, blir påført korrekt.
- SV OBS! Systemets skyddsgrad garanteras endast om silikoniseringsproceduren utförs på ett korrekt sätt med silikon från iGuzzini.
- RU ПРИМЕЧАНИЕ: Класс электробезопасности системы гарантируется, только если будет правильно выполнена пропитка силиконом, поставляемым iGuzzini.
- ZH 注意事项：只有在用 iGuzzini 提供的硅酮正确施行聚硅酮操作之后系统保护的等级才被保证。
- AR ملاحظة: درجة حماية النظام مضمونة فقط إذا تم تنفيذها بشكل صحيح عملية طلاء السيليكون (S) مع السيليكون المزود من iGuzzini

## Sn

STAGNARE - COAT WITH  
TIN ETAMER - VERZINNEN  
VERTINNEN - ESTANAR  
FORSEGLE - LÖD  
ЛУЖЕНЫЕ  
锡焊  
الحم

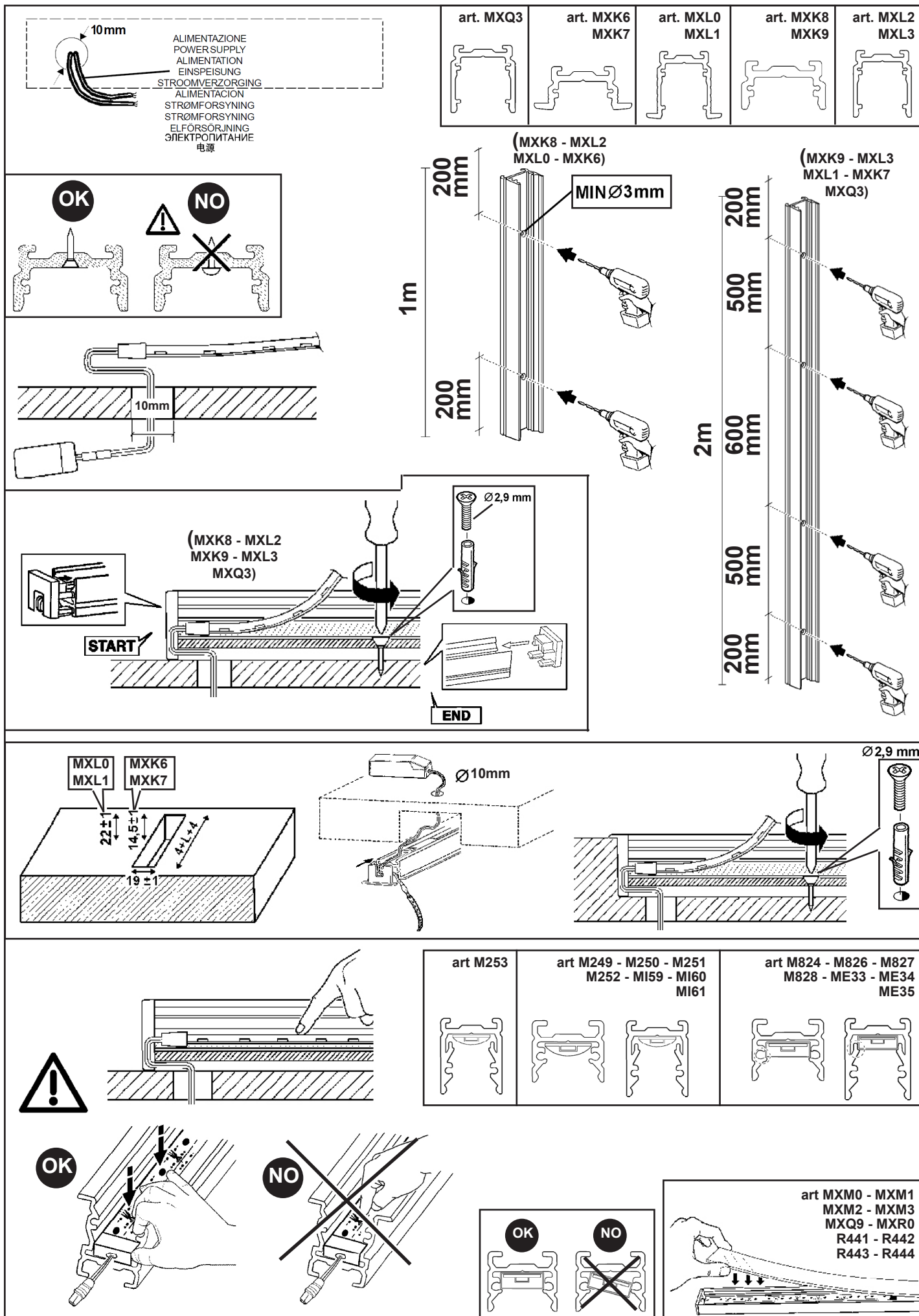


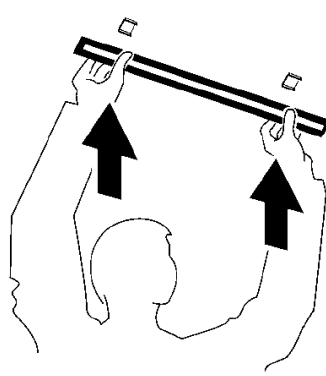
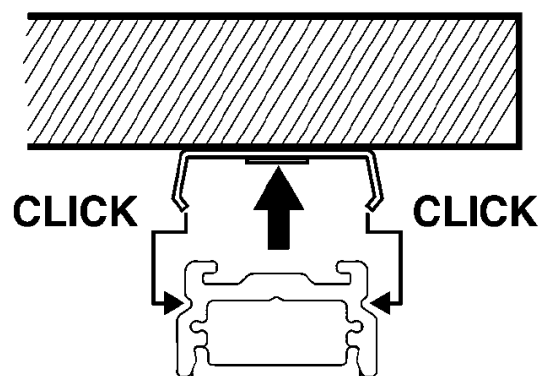
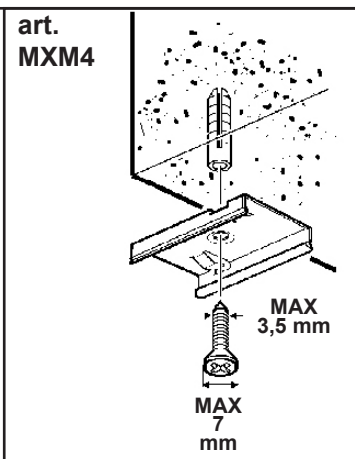
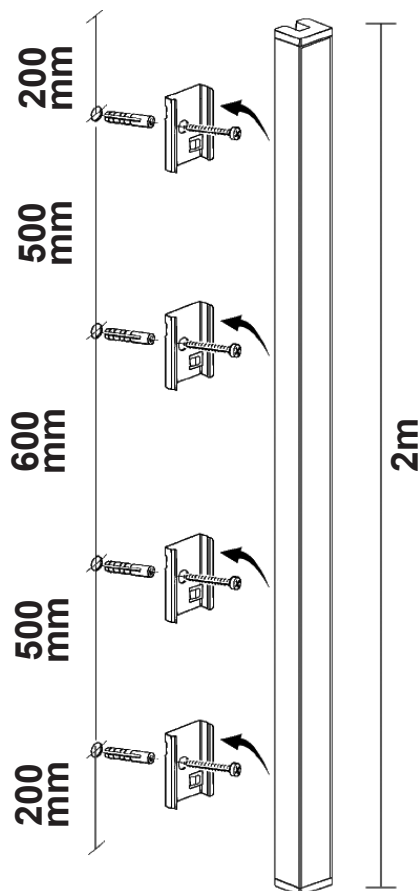
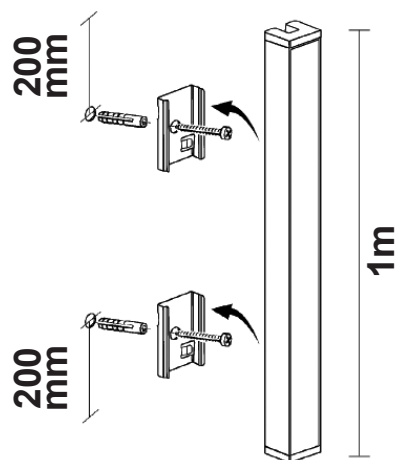

ART	A (mm)
MXK3 - MXK4 - MXK6 - MXK7 MXK8 - MXK9 - MXL0 - MXL1 MXL2 - MXL3 - MXQ3	12
MXK5 - MXN8 - MXQ4 - MXQ5	2

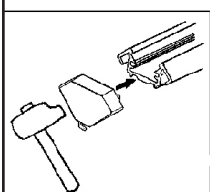
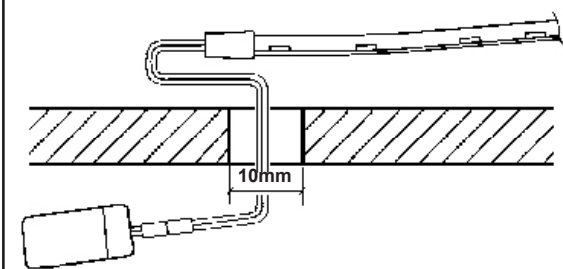
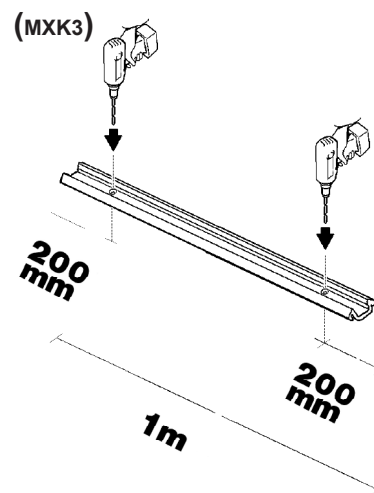
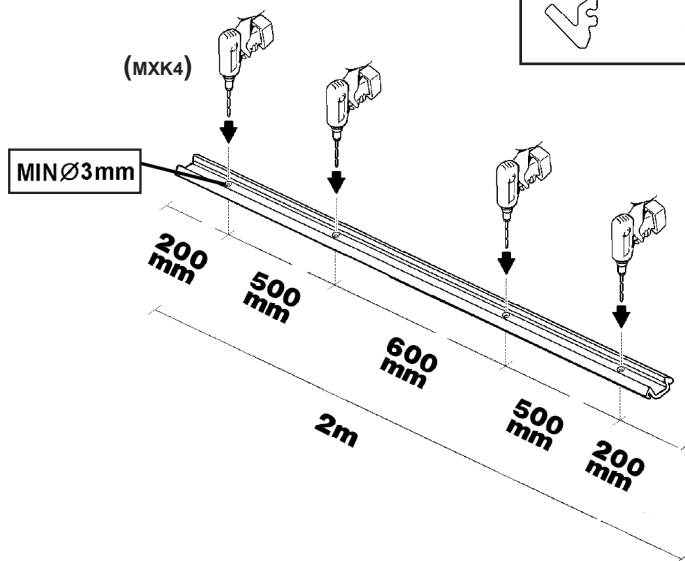
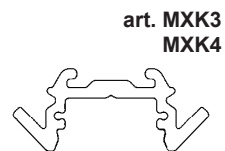
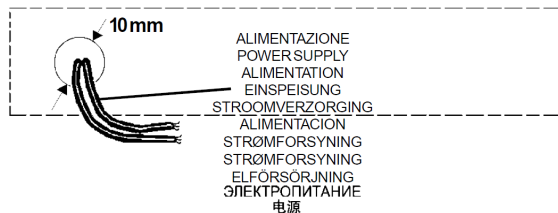
$L = I + A$

IT N.B.: Con questa operazione non viene più garantito il grado di protezione  
EN N.B.: The protection degree is no longer guaranteed after this operation.  
FR N.B.: suite à cette opération, l'indice de protection n'est plus garanti  
DE Hinweise: Durch Ausführen dieser Operation ist der Schutzgrad nicht mehr garantiert  
NL N.B.: Als u deze handling uitvoert wordt de beschermingsgraad niet meer gegarandeerd  
ES N.B.: Con esta operación no se garantiza el grado de protección.  
DA NB: Med denne handling garanteres beskyttelsesgraden ikke længere.  
NO NB! Med dette inngrepet er ikke beskyttelsesgraden garantert lenger.  
SV OBS! Skyddsklassen garanteras inte efter att denna operation har utförts.  
RU ПРИМЕЧАНИЕ: При выполнении этой операции степени защиты более не гарантируется  
ZH 注意：进行此操作后将无法保证其防护等级。  
AR ملاحظة هامة: بتنفيذ تلك العملية لا يمكن ضمان مستوى الحماية.

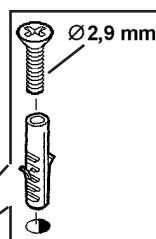
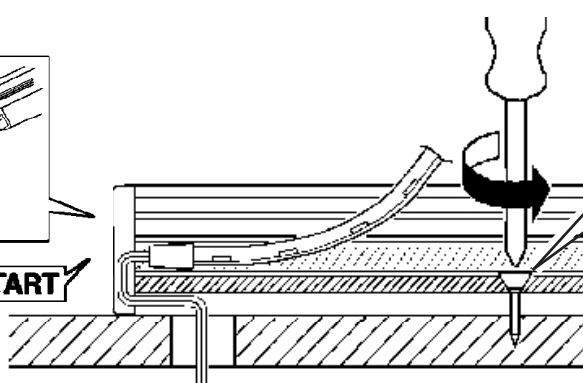




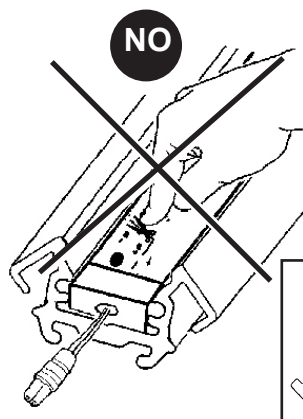
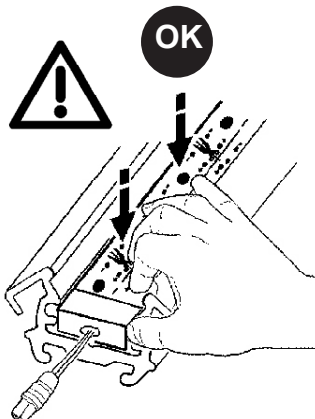
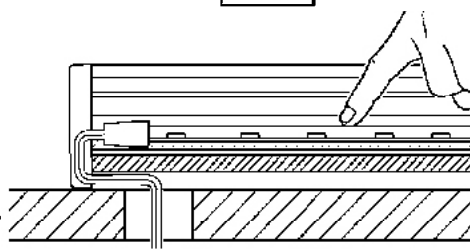




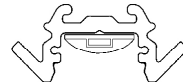
START




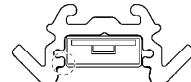
END

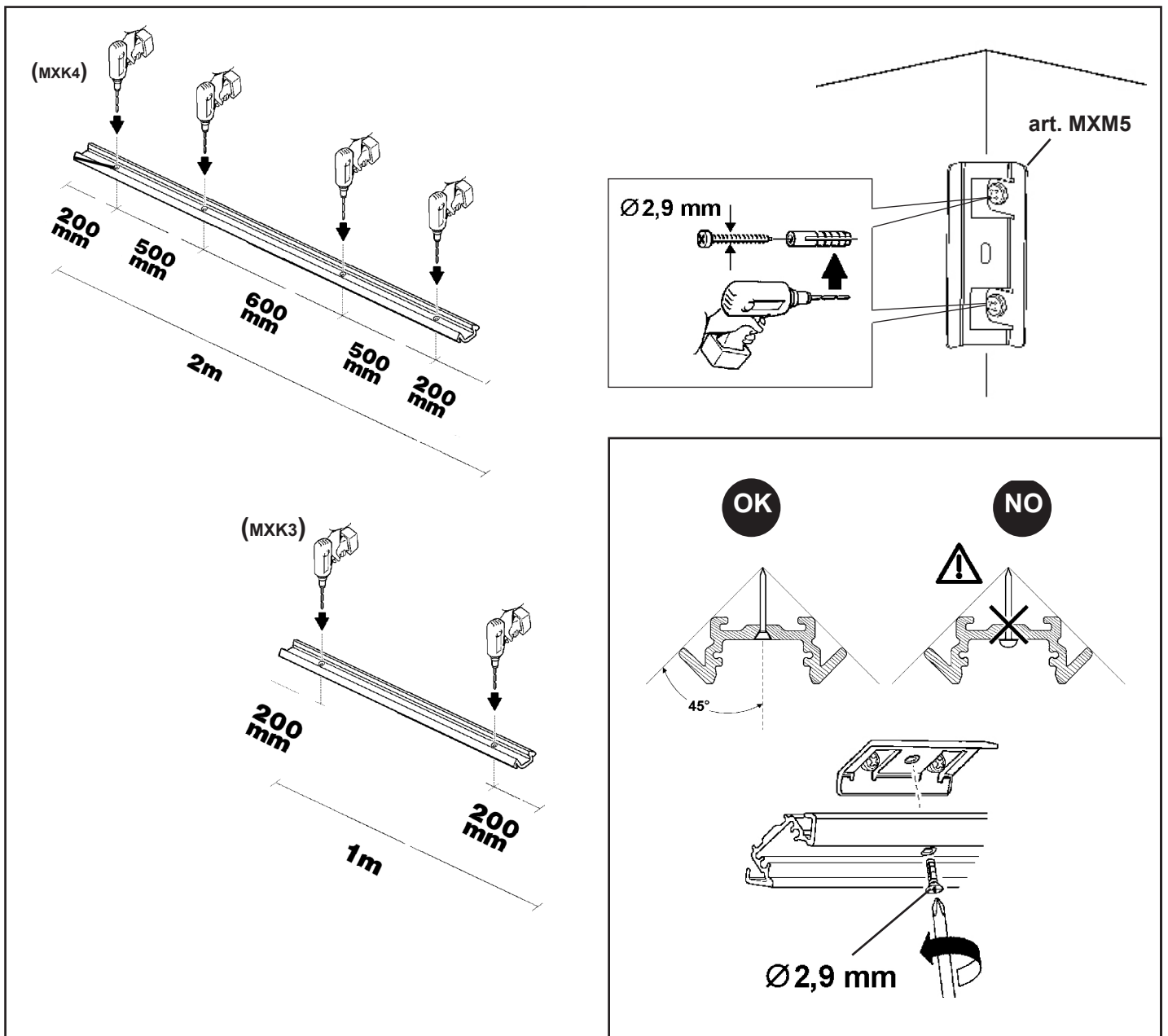


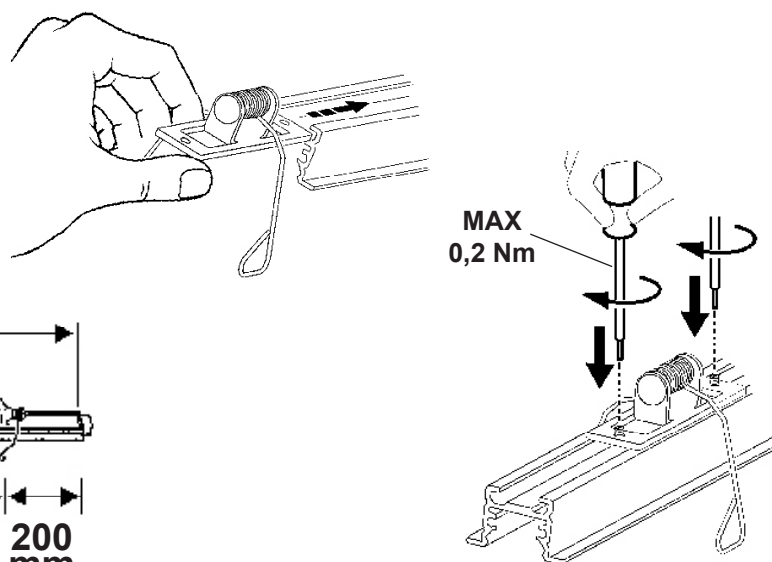
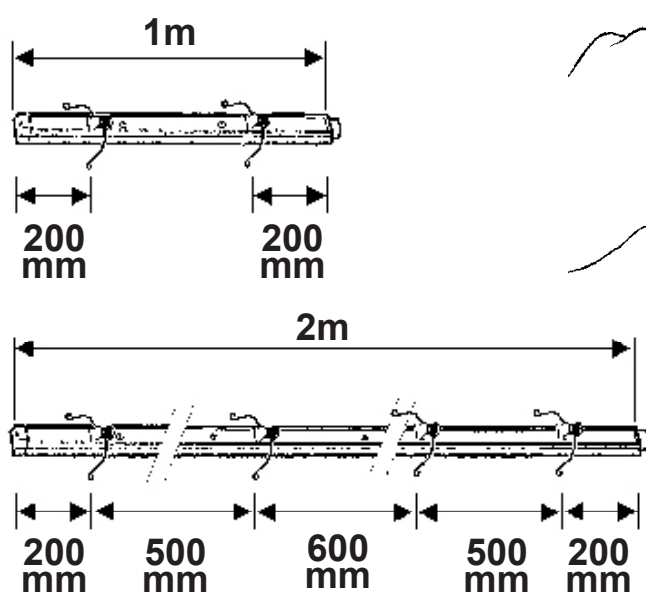
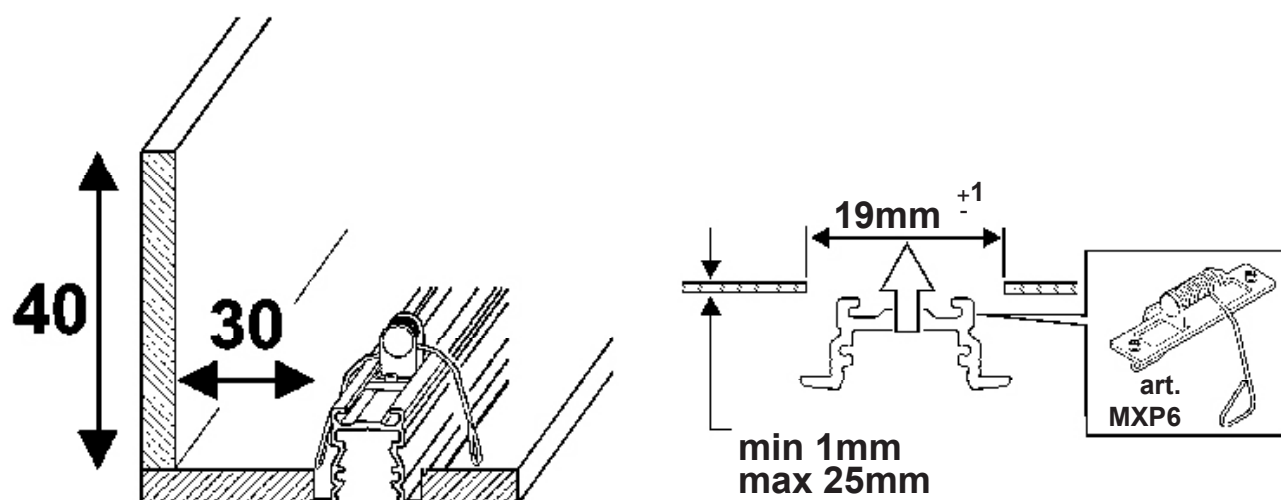
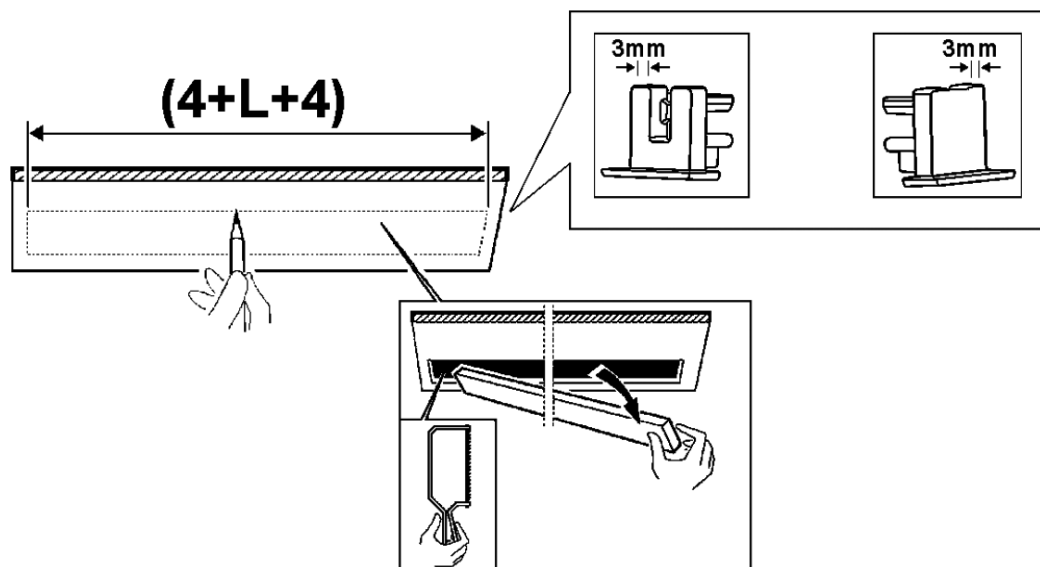
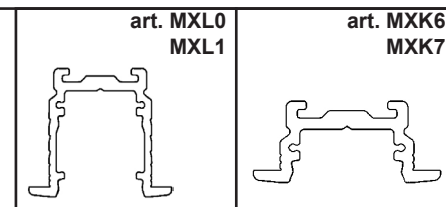
art M249 - M250 - M251  
M252 - MI59 - MI60  
MI61

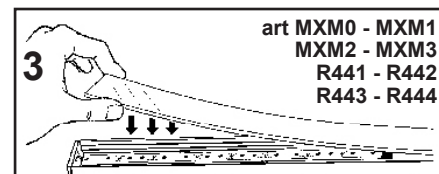
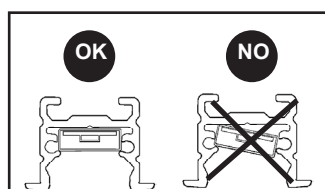
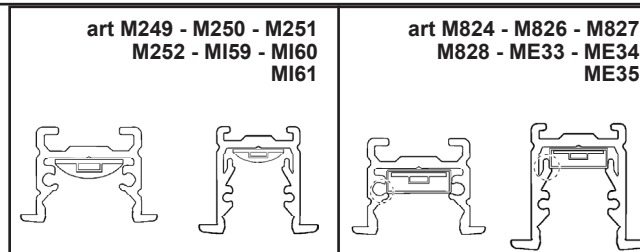
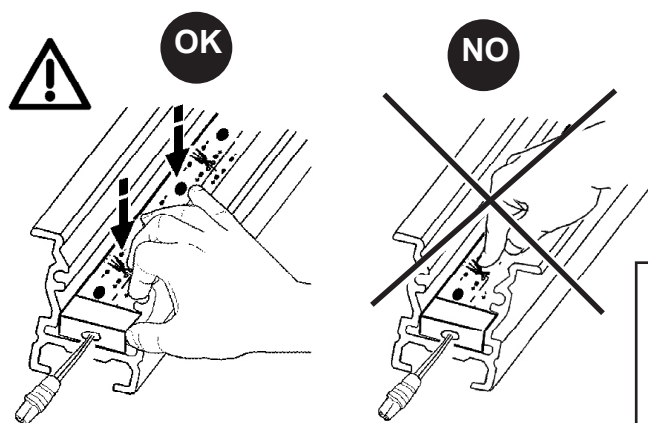
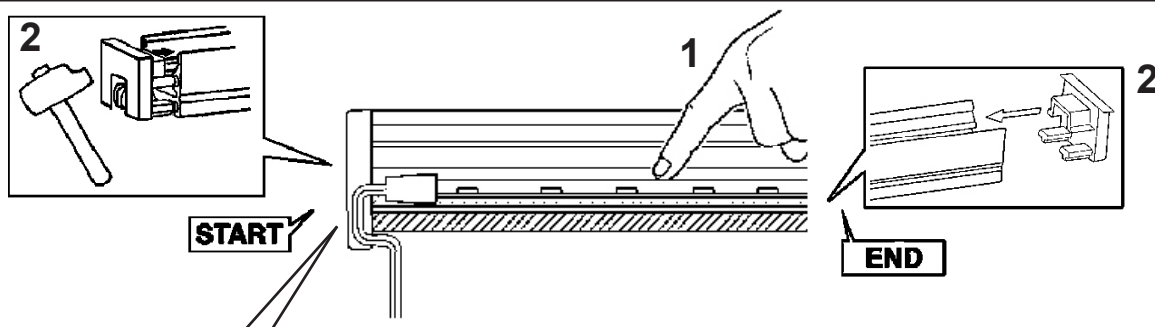
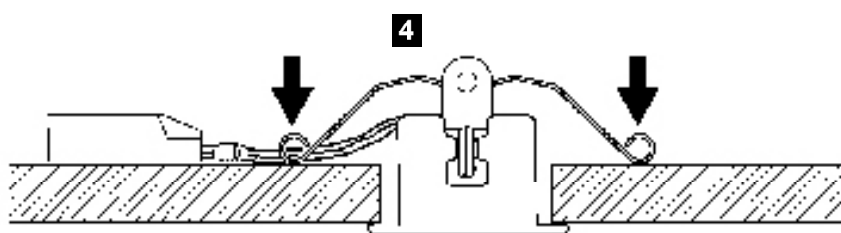
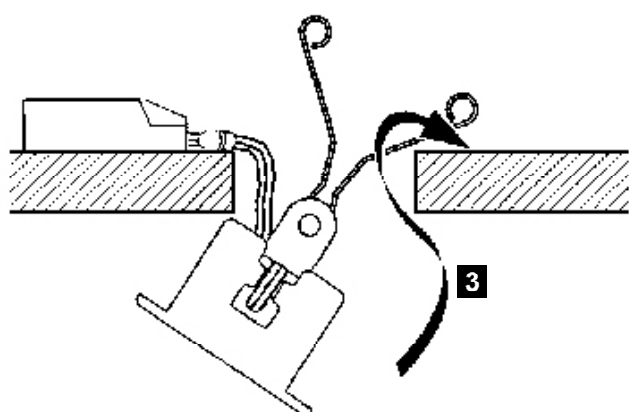
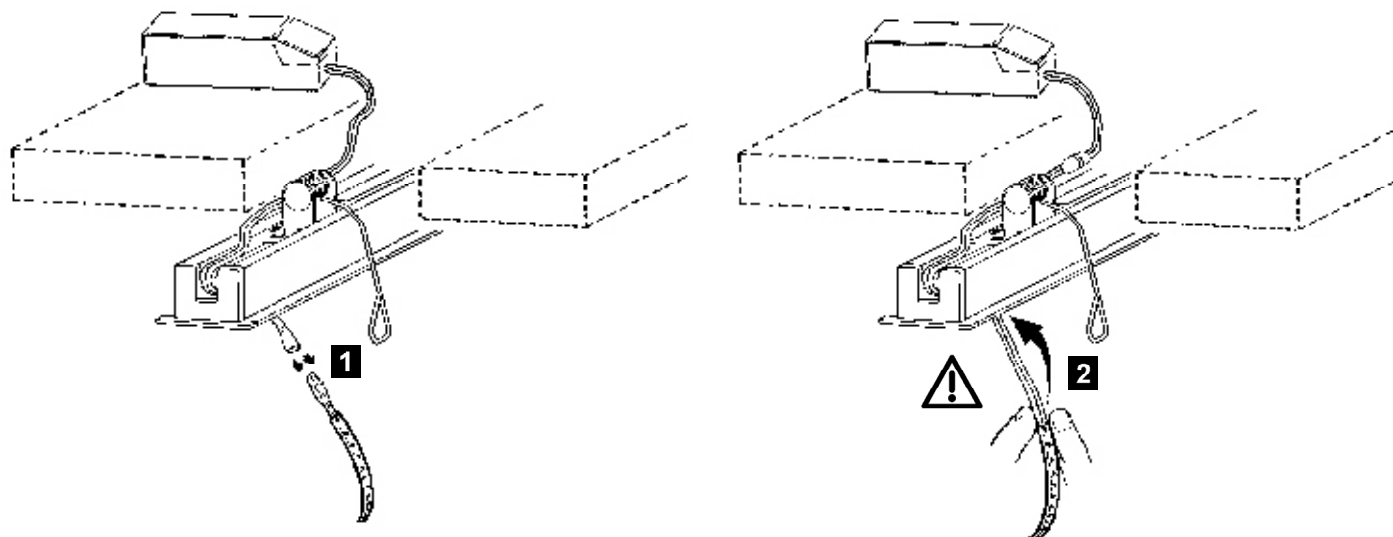


art M824 - M826 - M827  
M828 - ME33 - ME34  
ME35



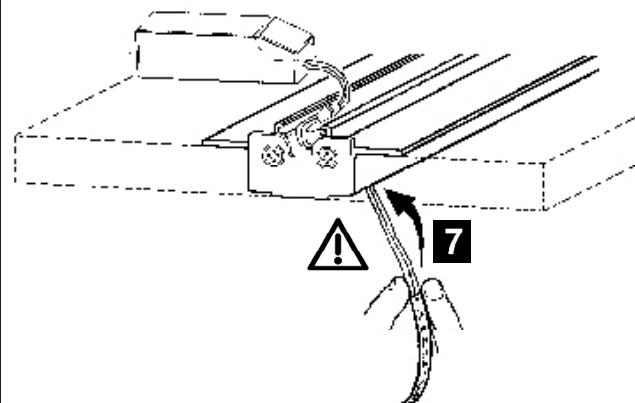
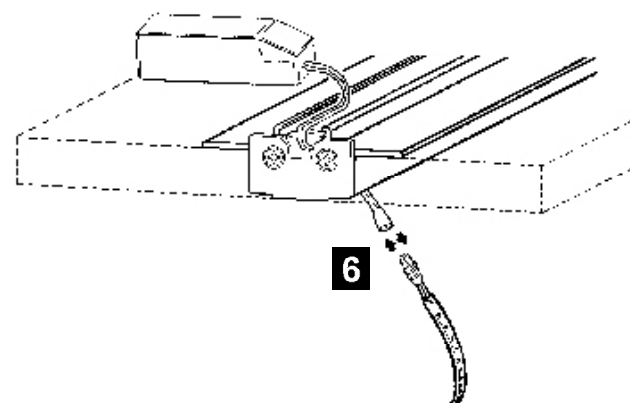
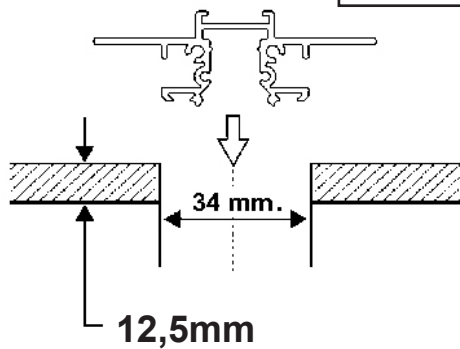




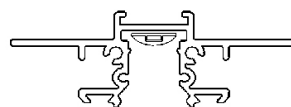




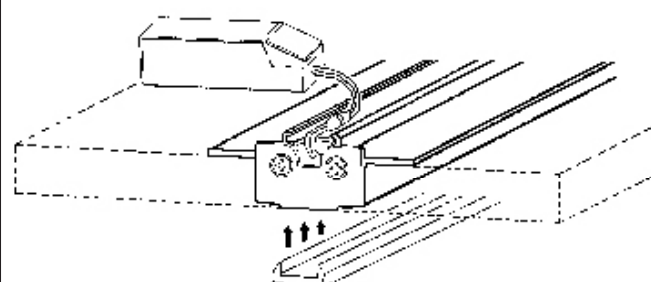
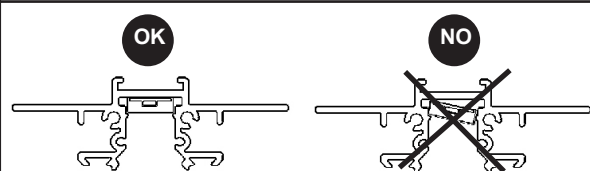
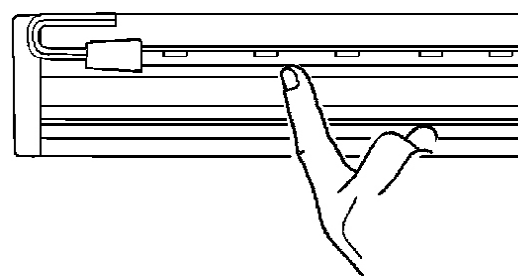
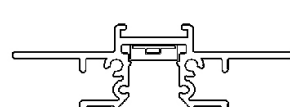
art. MXN8



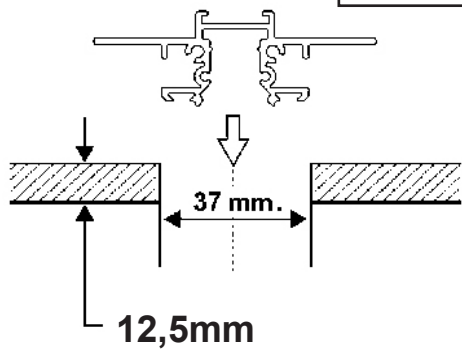
art M249 - M250 - M251  
M252 - MI59 - MI60  
MI61



art M824 - M826 - M827  
M828 - ME33 - ME34  
ME35



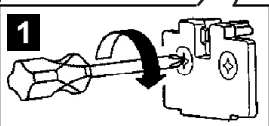
art. MXQ4



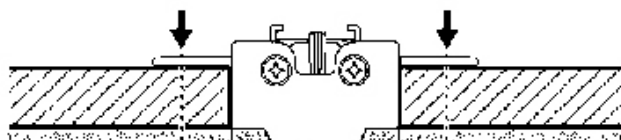
(3+L+3)



2



1

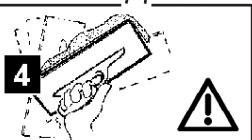


8mm

8mm

3

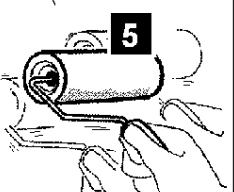
3



4



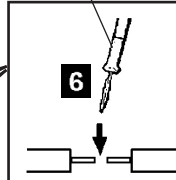
5



Sn

STAGNARE - COAT WITH  
TIN ETAMER - VERZINNEN  
VERTINNEN - ESTANAR  
FORSEGLE - LÖD  
ЛУЖЕНЫЕ  
الحم

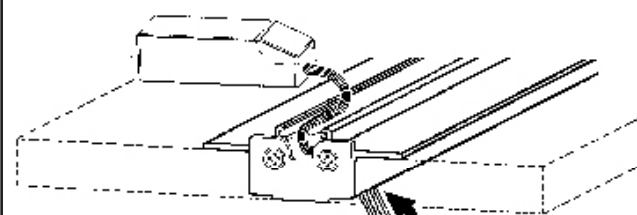
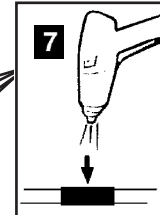
6



+  
R-  
G-  
B-

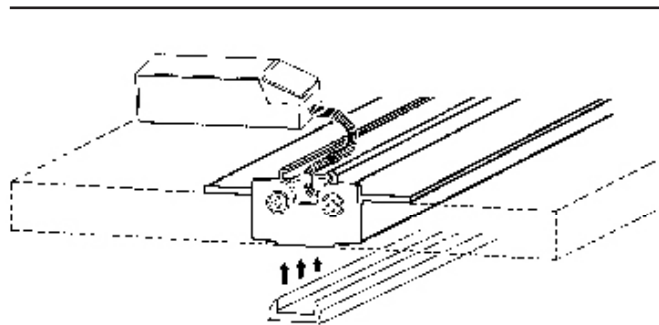
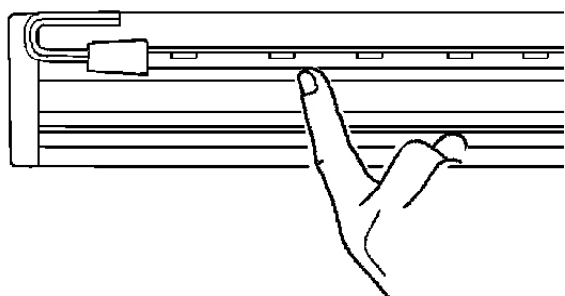
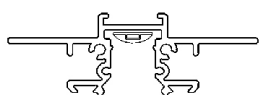


7

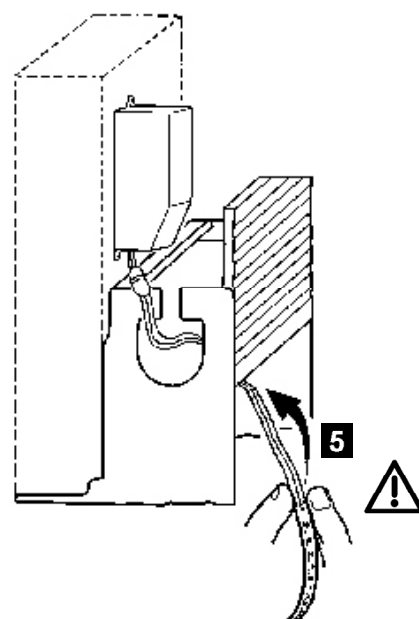
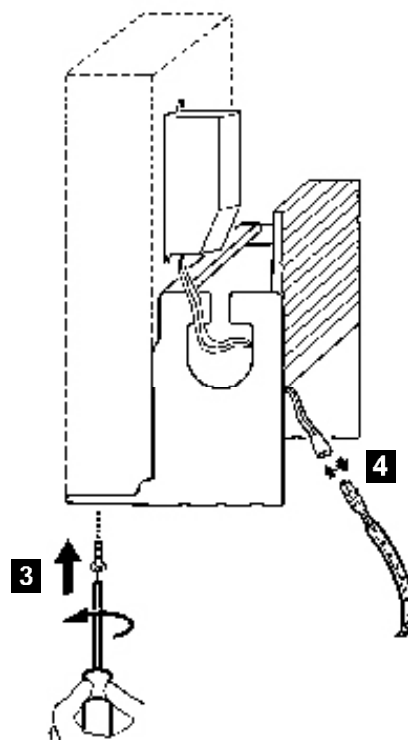
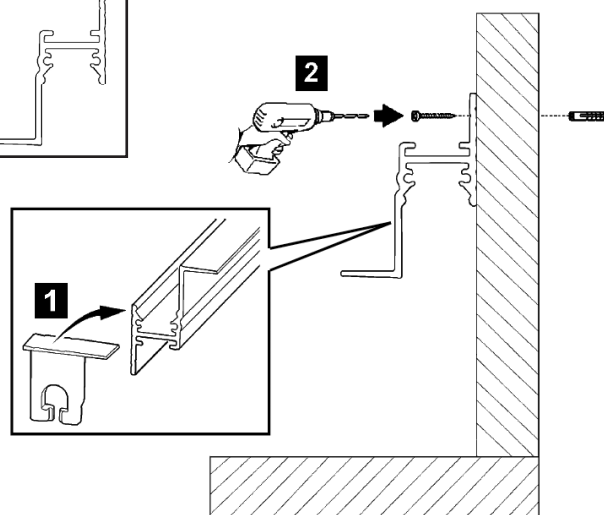
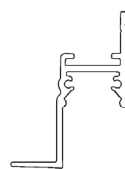


8

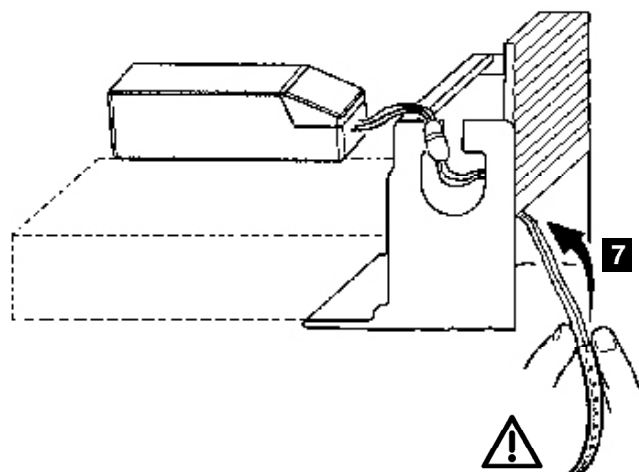
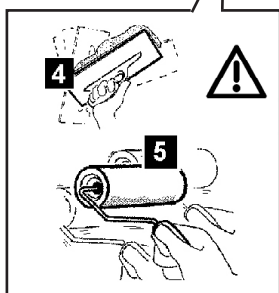
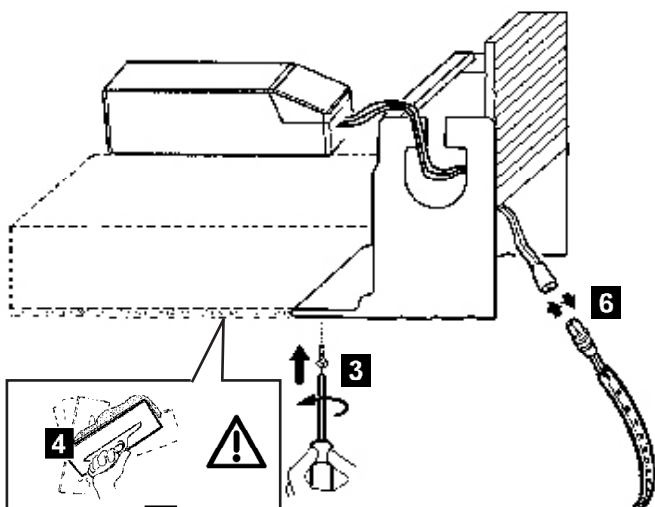
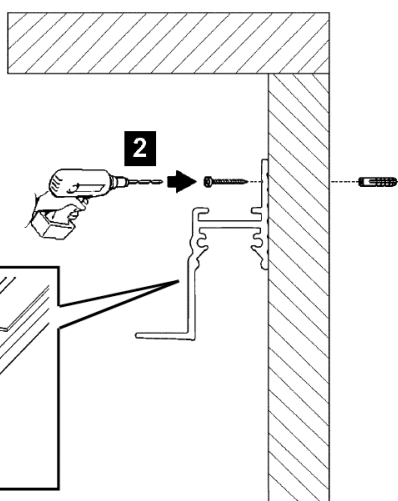
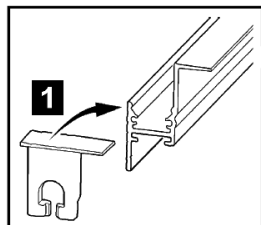
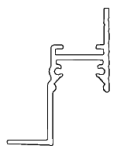
art M253



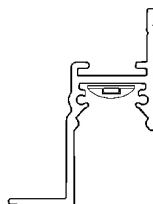
art. MXK5



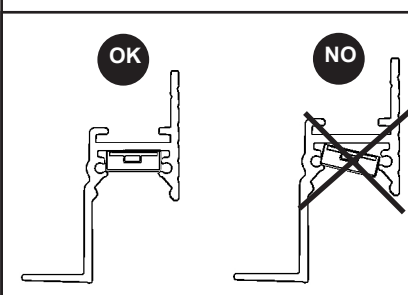
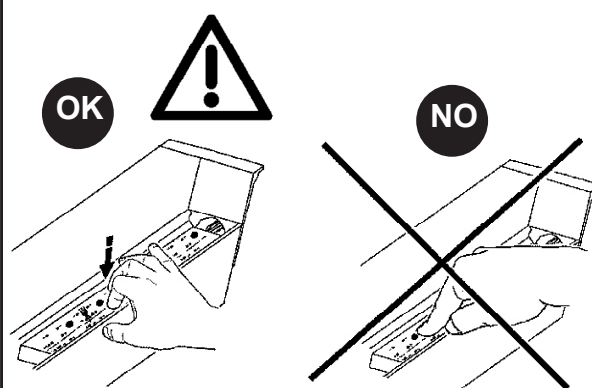
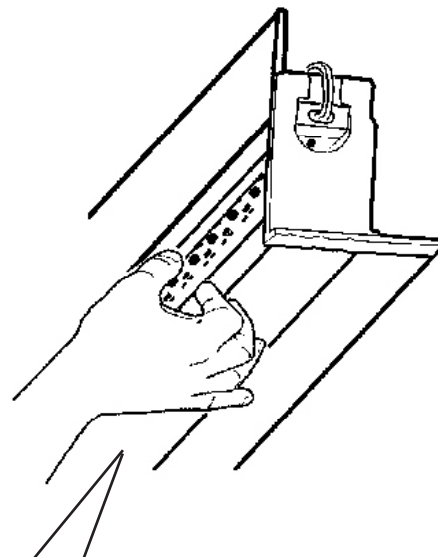
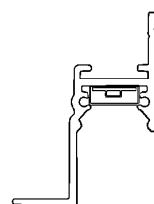
art. MXK5




art M249 - M250 - M251  
M252 - MI59 - MI60  
MI61

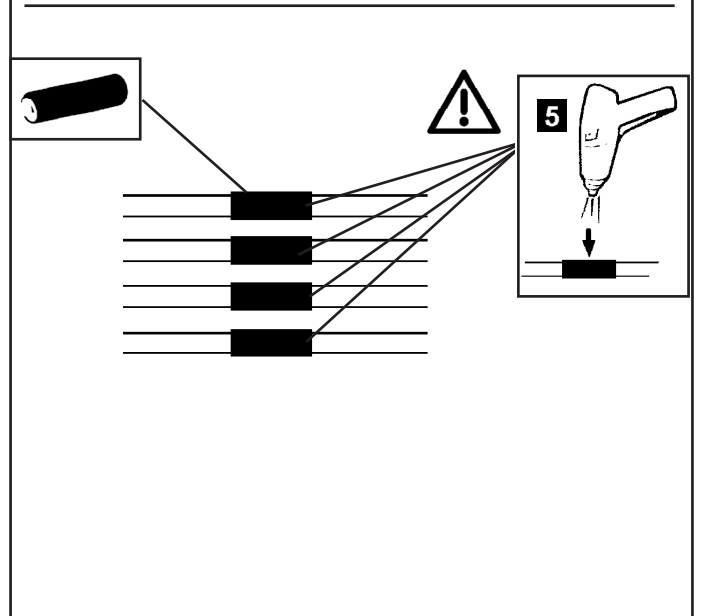
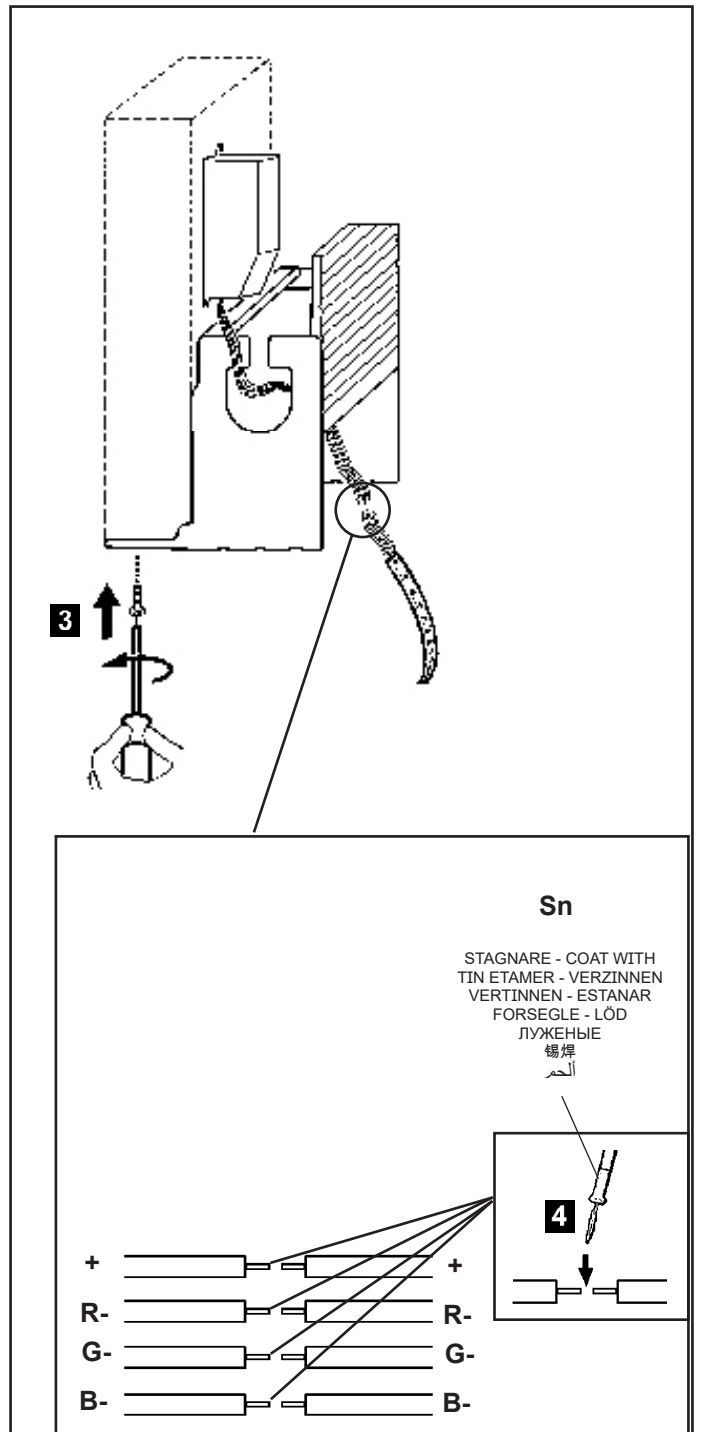
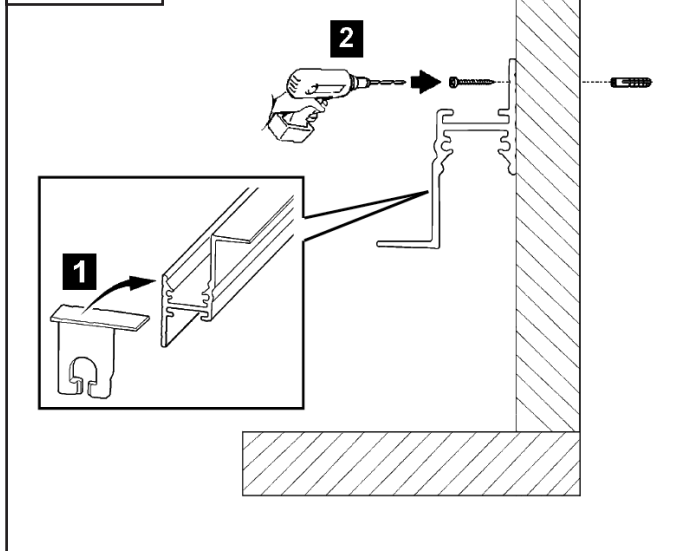
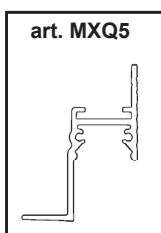
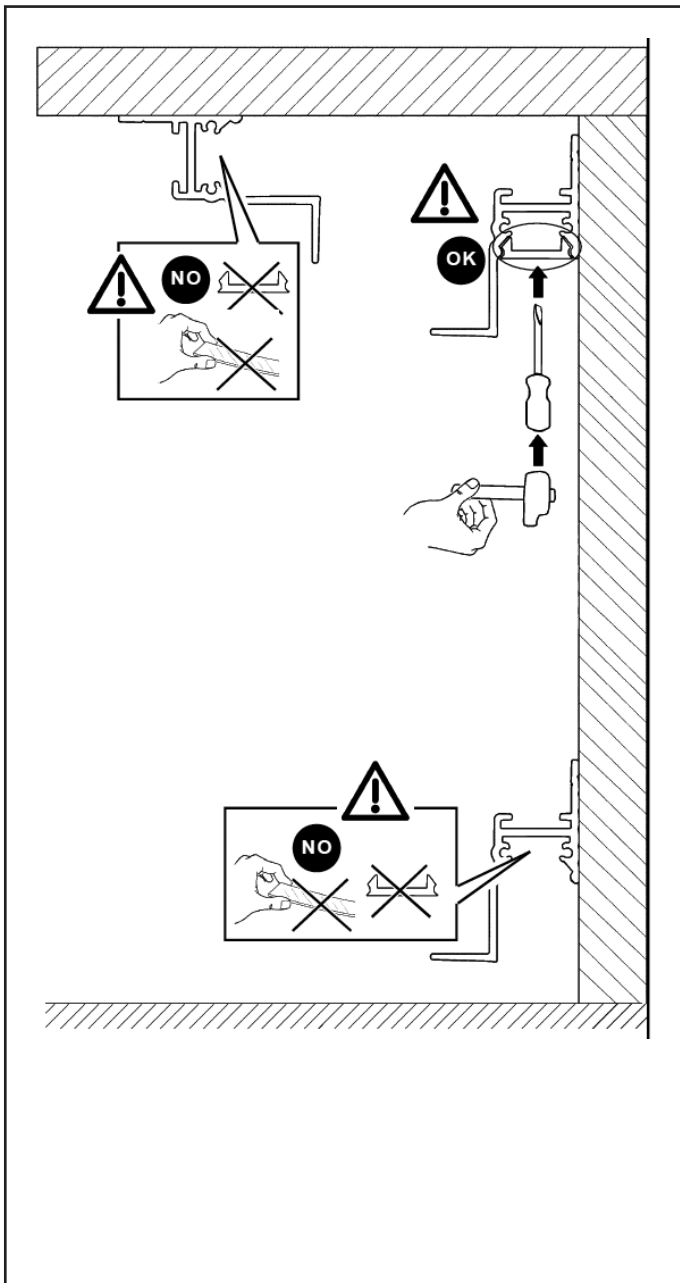


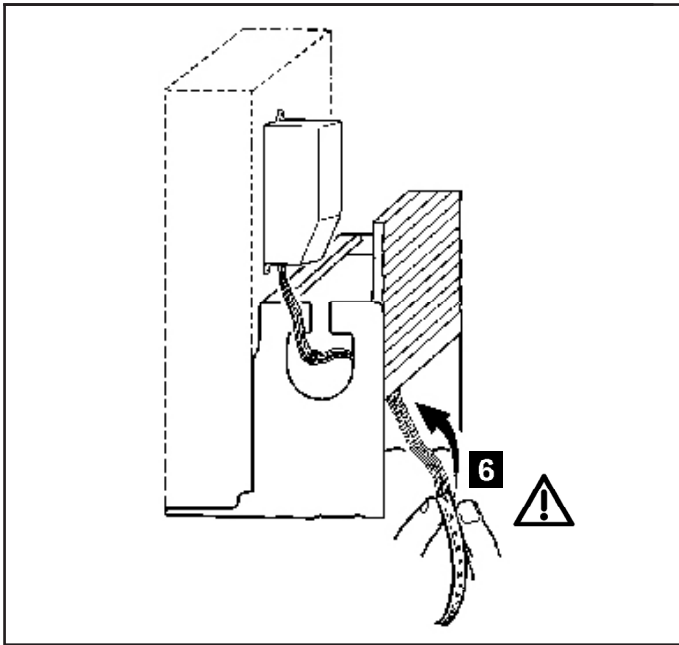
art M824 - M826 - M827  
M828 - ME33 - ME34  
ME35



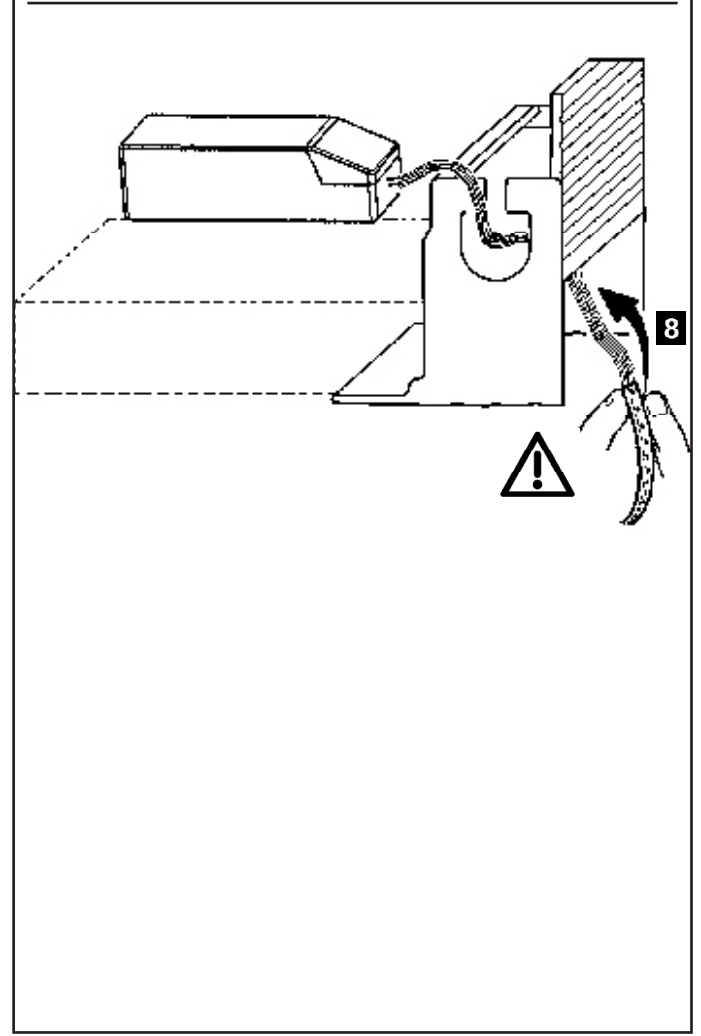
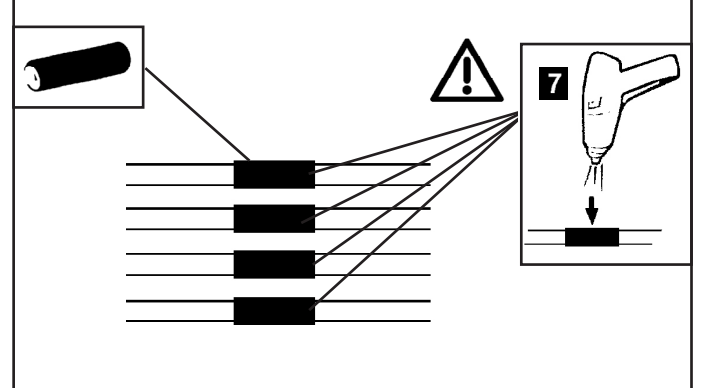
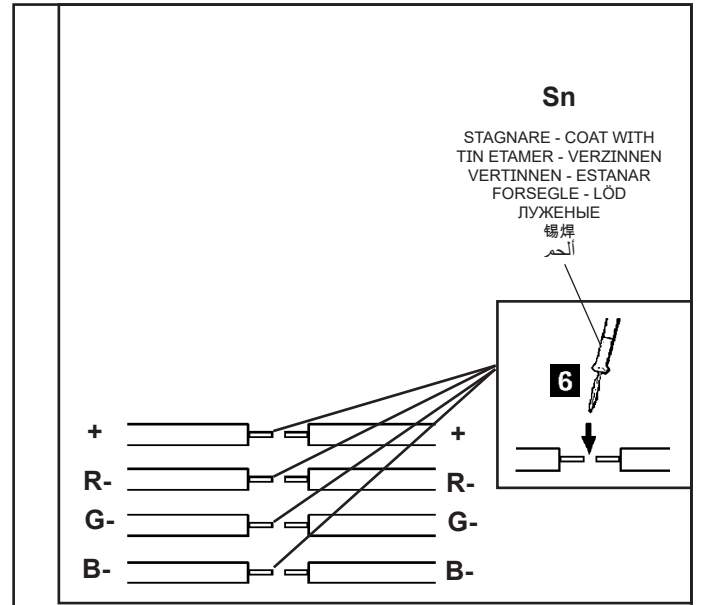
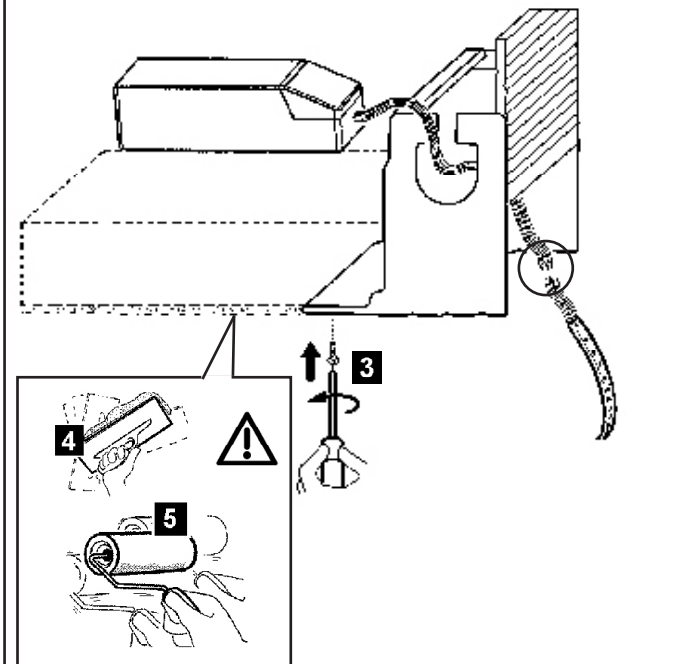
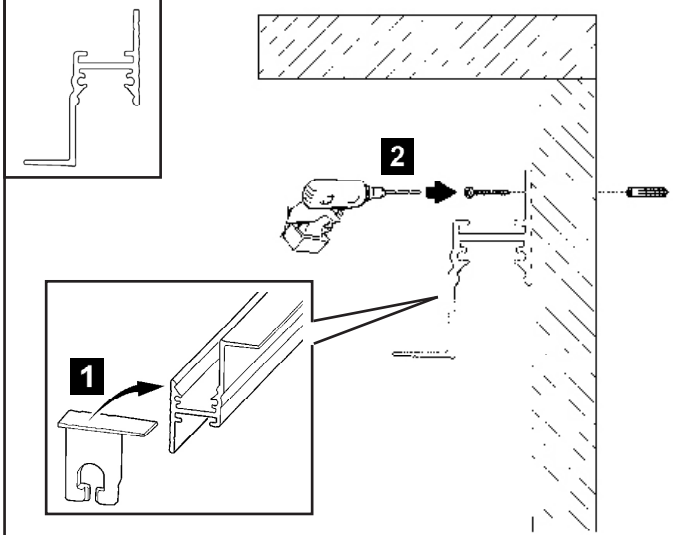
art MXM0 - MXM1  
MXM2 - MXM3





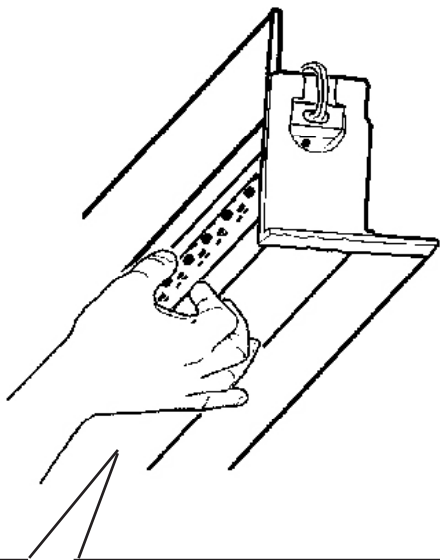
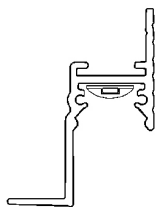


art. MXQ5





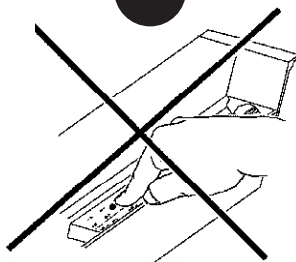
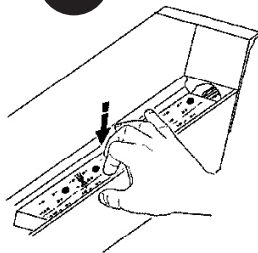
art M253



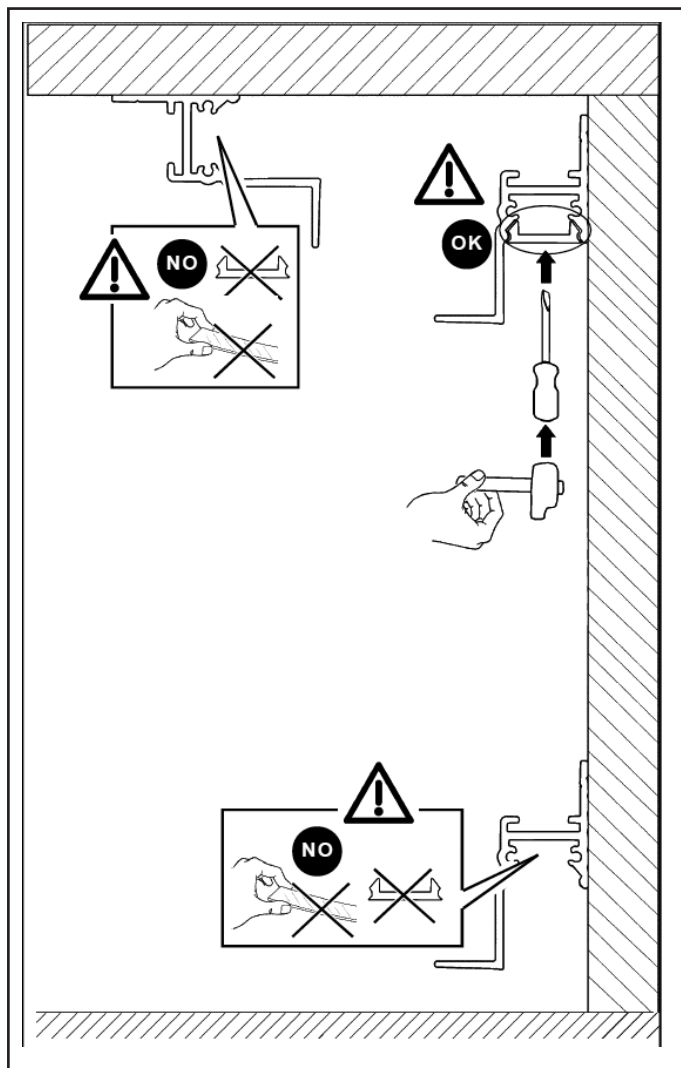
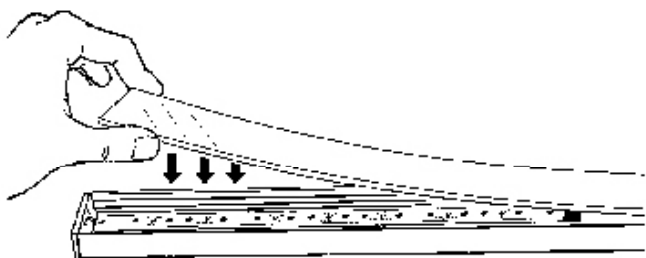
OK



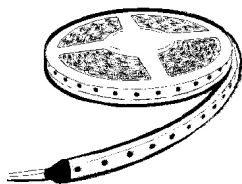
NO



art MXQ9 - MXR0



## UNDERScore 15/18 Hi-POWER 12V



### IT **Attenzione:**

La sicurezza dell'apparecchio e' garantita solo con l'uso appropriato delle seguenti istruzioni; pertanto e' necessario conservarle.

### EN **Warning:**

The safety of this fixture is guaranteed only if you comply with these instructions; remember to conserve in a safe place.

### FR **Attention:**

La sécurité de l'appareil n'est garantie qu'en cas d'utilisation correcte des instructions suivantes; il faut par conséquent les conserver.

### DE **Achtung:**

Die Sicherheit des Gerätes wird nur durch sachgemäße befolgung nachstehender anweisungen gewährleistet; ihre aufbewahrung ist deshalb sehr wichtig.

### NL **Opgelet:**

De veiligheid van dit toestel is slechts dan gegarandeerd als indien de volgende instructies strikt worden toegepast; daarom moet men ze ook bewaren.

### ES **Atencion:**

La seguridad del aparato se garantiza solo cumpliendo cuidadosamente las siguientes instrucciones; por ello, es necesario conservarlas.

### DA **Bemærk:**

Sikkerheden ved brug af armaturet kan kun garanteres, hvis disse anvisninger følges; sørg derfor for at gemme dem.

### NO **Advarsel:**

Sikkerheten til dette apparatet garanteres kun hvis du overholder disse instruksjonene; husk å oppbevare dem på et trygt sted.

### SV **Observera:**

Utrustningens säkerhet kan endast garanteras om dessa anvisningar respekteras i detalj. Spara därför dessa anvisningar för framtida konsultation.

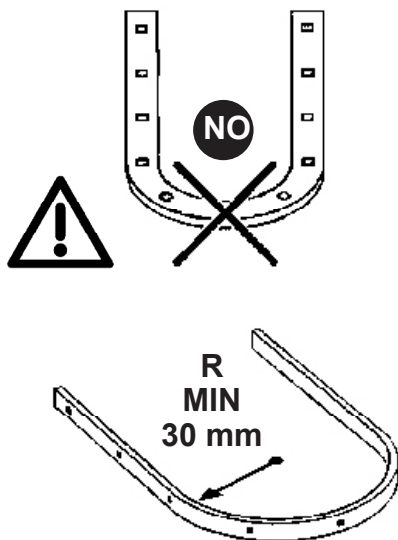

### RU **Внимание:**

Мы гарантируем безопасную эксплуатацию изделия только при соблюдении следующих инструкций; с этой целью необходимо сохранить данную брошюру.

### ZH **警告:**

为确保该装置安全, 请遵守操作指示; 并于安全场所放置。

AR **تحذير:** لا يمكن ضمان سلامة هذا الجهاز إلا إذا التزمت بهذه التعليمات. يجب حفظها في مكان آمن.



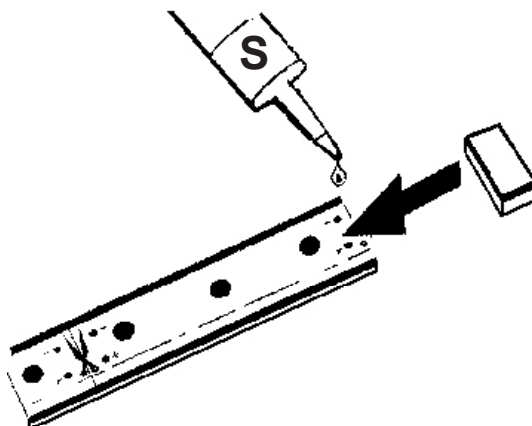
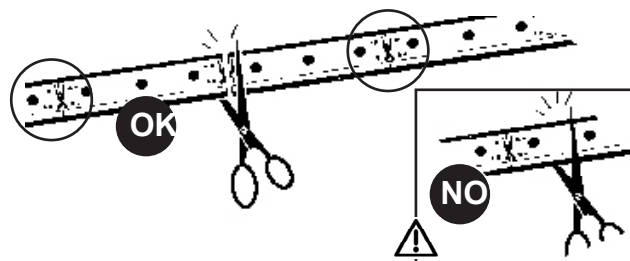
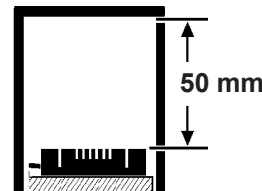
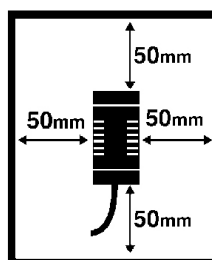
### TUBE VERSION

ME33-ME34-ME35-MX51-MX52

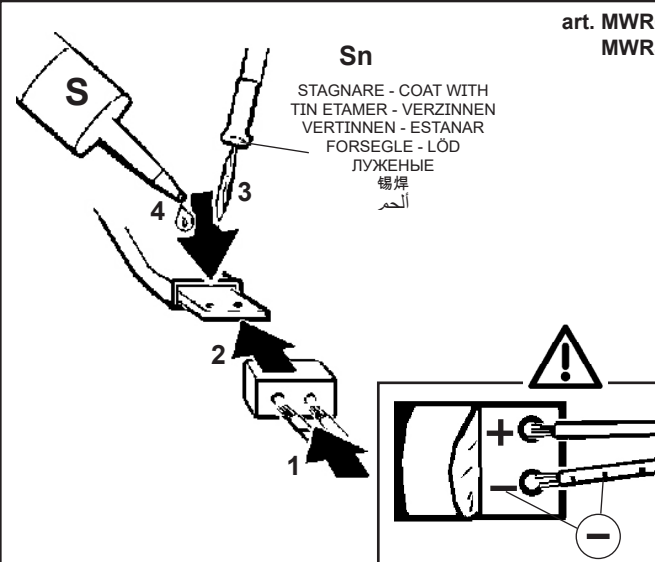
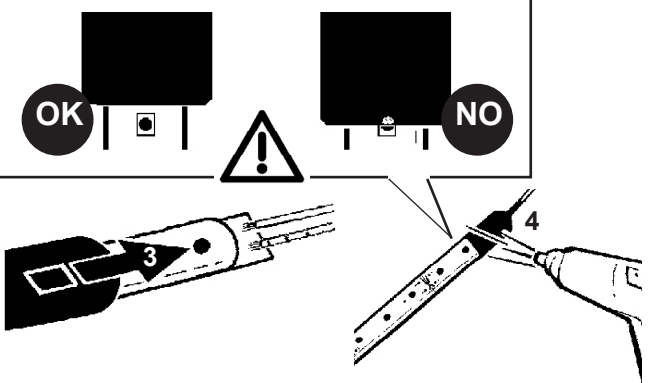
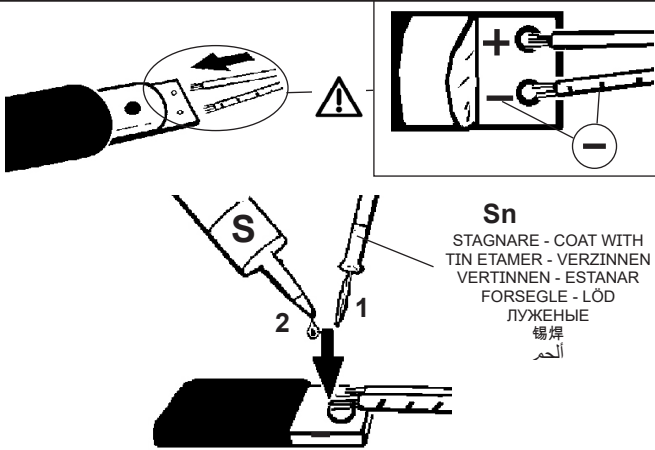
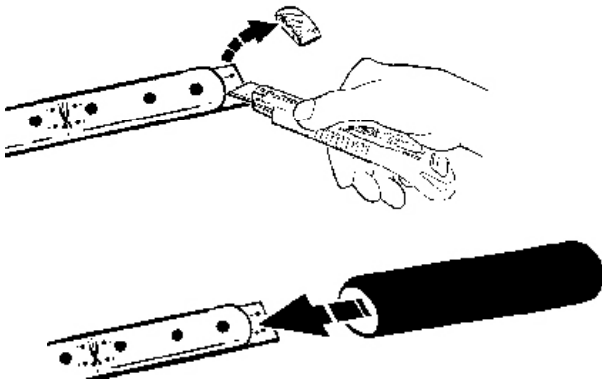
### STANDARD VERSION

MX53-MX54-MX55-MX56-MX57

art MWF8  
MWP3 - MX36



# art. MWR5



# art. MWR6 MWR8

IT N.B.: Il grado di protezione del sistema, é garantito soltanto se si effettua correttamente l'operazione di siliconatura (S) con silicone fornito dalla iGuzzini.

EN N.B.: The degree of protection offered by the system is only guaranteed if the siliconisation procedure is performed correctly using silicone supplied by iGuzzini.

FR N.B.: L'indice de protection du système n'est assuré que si l'application de silicone a été effectuée correctement et que le silicone a été fourni par iGuzzini.

DE N.B.: Der Schutzgrad des Systems ist nur gewährleistet, wenn die Abdichtung mit dem von iGuzzini gelieferten Silikon korrekt ausgeführt wird.

NL N.B.: De beschermingsgraad van het systeem is alleen dan gegarandeerd als het silicone, dat door iGuzzini wordt geleverd, goed is aangebracht.

ES N.B.: El grado de protección del sistema está garantizado sólo si se realiza correctamente la operación de siliconado (S) con silicona suministrada por iGuzzini.

DA N.B.: Beskyttelsesgraden på systemet kan kun garanteres, hvis der påføres silikone (S) på korrekt vis med silikone leveret af iGuzzini.

NO N.B.: Graden av beskyttelse som tilbys av systemet garanteres kun hvis silikonet, som leveres av iGuzzini, blir påført korrekt.

SV OBS! Systemets skyddsgrad garanteras endast om silikoniseringsproceduren utförs på ett korrekt sätt med silikon från iGuzzini.

RU ПРИМЕЧАНИЕ: Класс электробезопасности системы гарантируется, только если будет правильно выполнена пропитка силиконом, поставляемым iGuzzini.

ZH 注意事项：只有在有使用 iGuzzini 提供的硅酮正确施行聚硅酮操作之后系统保护的等级才被保证。

(S) ملاحظة: درجة حماية النظام مضمونة فقط إذا تم تنفيذها بشكل صحيح عملية طلاء السيليكون مع السيليكون المزود من iGuzzini

ART	MAX mt		
	MWF8	MX36	MWF8 + MWP3
ME33 - ME34 ME35 - MX51 MX52 - MX53 MX54 - MX55 MX56 - MX57	5	10	5

IT E' possibile collegare in serie fino a 5 m di Led Strip accettando delle differenze di luminosità sulla linea

EN The in-series connection of LED strips is possible up to 5 m allowing for any differences in luminosity on the line.

FR Il est possible de brancher en série jusqu'à 5 mètres de " Led Strip " sous réserve d'accepter des différences de luminosité sur la ligne.

DE Es können bis zu 5 "LED Strip" in Serie geschaltet werden, wobei jedoch unterschiedliche Helligkeiten entlang der Linie entstehen.

NL Het is mogelijk tot aan 5 m "Led Strips" op dezelfde serie aan te sluiten als u verschillen van lichtintensiteit op de lijn kunt accepteren.

ES Se puede conectar en serie hasta 5 m de "Led Strip" aceptando diferencias de luminosidad en la línea.

DA Man kan serieforbinde op til 5 m "Led Strip", hvilket vil medføre forskelle i lysstyrken på linjen.

NO Det er mulig å koble opptil 5 m "Led Strip" i serie ved å godta lysforskjeller på linjen.

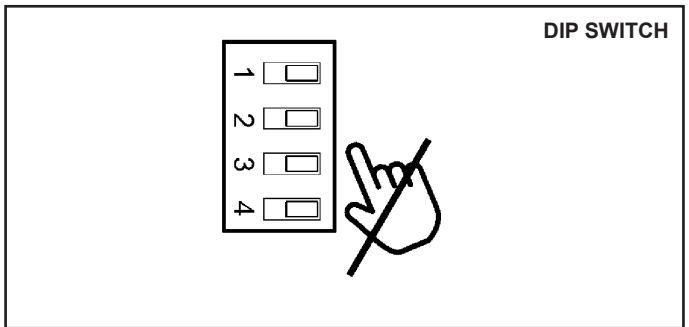
SV Det går att serieansluta upp till 5 m "Led Strip" genom att acceptera ljusskillnaderna på linjen.

RU Можно последовательно подсоединить вплоть до 5 м Led Strip, допуская разницу в освещении на линии.

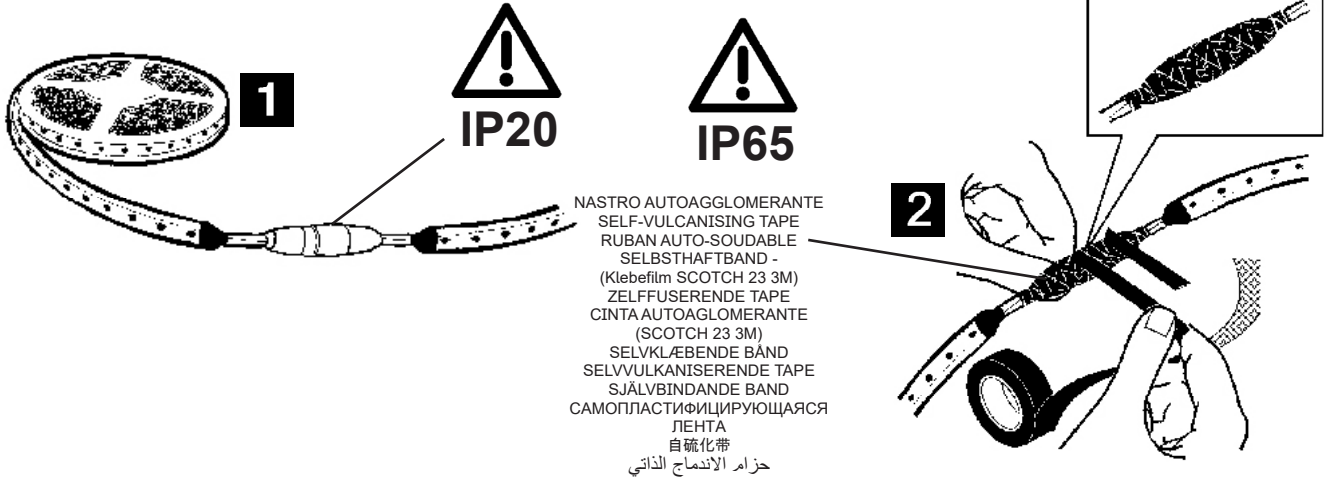
ZH LED灯条串联连接可达5 m , 并且线路上灯不会呈现不同的亮度。

يمكن القيام بتوصيل تسلسلي حتى 5 مترًا من LED Strip مما يسمح باختلافات في الإضاءة على الخط.

AR

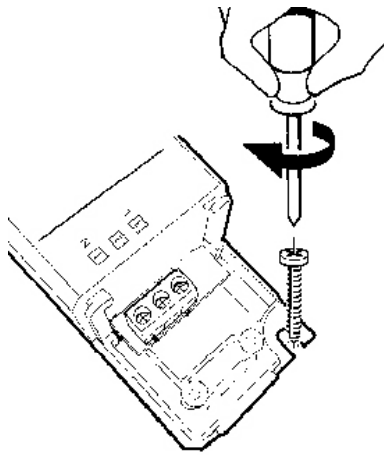
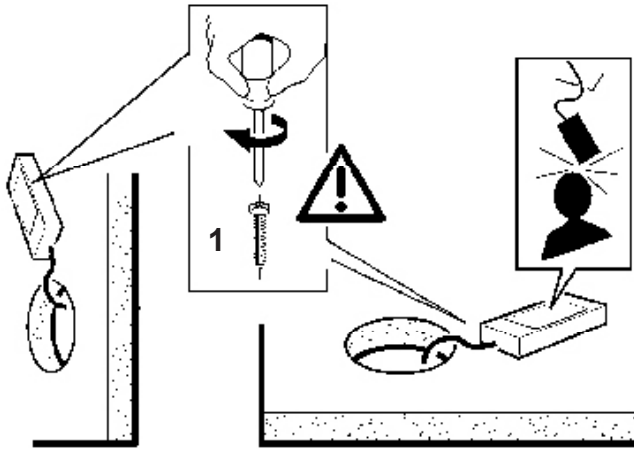


art MI64 - MI65 - MI66 - MI67 - MI68



ART	Ampere/m[A]	
<b>ME33 - ME34</b> <b>ME35 - MX51</b> <b>MX52 - MX53</b> <b>MX54 - MX55</b> <b>MX56 - MX57</b>	0,9	<p><b>1</b></p> <p><b>IP20</b></p> <p><b>IP65</b></p> <p><b>2</b></p> <p>NASTRO AUTOAGGLOMERANTE SELF-VULCANISING TAPE RUBAN AUTO-SOUDABLE SELBSTHAFTBAND - (Klebefilm SCOTCH 23 3M) ZELFFUSERENDE TAPE CINTA AUTOAGLOMERANTE (SCOTCH 23 3M) SELVKLÆBENDE BÅND SELVVULKANISERENDE TAPE SJÄLVBINDANDE BAND САМОПЛАСТИФИЦИРУЮЩАЯСЯ ЛЕНТА 自硫化帶 حزام الاندماج الذاتي</p>
<b>L= <math>\frac{25 \times S}{A \times m}</math></b> S= Sezione cavo in Rame [mm ^2] A= Ampere/m m= Metri totali collegati alla Linea S= Copper cable section [mm ^2] A= Ampere/m m= Total metres connected to the line S= Section du câble en cuivre [mm ^2] A= Ampères/m m= Total des mètres raccordés à la ligne S= Durchmesser Kupferkabel [mm ^2] A= Ampere/m m= Summe der an die Linie angeschlossenen Meter S= Sectie koperen kabel [mm ^2] A= Ampère/m m= totaal aangesloten Meters op de Lijn S= Sección cable de cobre [mm ^2] A= Ampere/m m= Metros totales conectados a la línea S= Tværsnit kobberkabel [mm ^2] A= Ampere/m m= Meter i alt tilsluttet linjen S= Kabeltverrsnitt i kobber [mm ^2] A= Ampere/m m= Meter totalt tilkoblet til linjen S= Kopparkabelns tvärsnitt [mm ^2] A= Ampere/m m= Totalt antal meter anslutna till linjen S= Сечение медного провода [мм ^2] A= Ампер/м m= Всего метров, подсоединенных к Линии S= 铜电缆截面[平方毫米] A= 安培/米 m= 连接到线路上的总长度 ( 按米计算 ) S= مقطع کابل من النحاس [متر 2] A= امپر/متر M= مجموع الأمتار الموصولة بالخط		<p><b>1</b></p> <p><b>IP20</b></p> <p><b>IP65</b></p> <p><b>2</b></p> <p>NASTRO AUTOAGGLOMERANTE SELF-VULCANISING TAPE RUBAN AUTO-SOUDABLE SELBSTHAFTBAND - (Klebefilm SCOTCH 23 3M) ZELFFUSERENDE TAPE CINTA AUTOAGLOMERANTE (SCOTCH 23 3M) SELVKLÆBENDE BÅND SELVVULKANISERENDE TAPE SJÄLVBINDANDE BAND САМОПЛАСТИФИЦИРУЮЩАЯСЯ ЛЕНТА 自硫化帶 حزام الاندماج الذاتي</p>

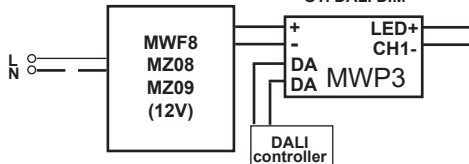
art. MWF8  
MWP3  
MX36



DALI



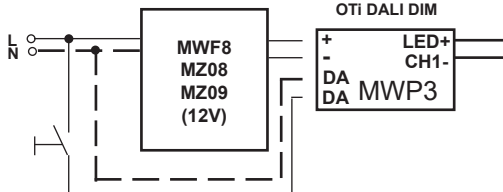
OTI DALI DIM



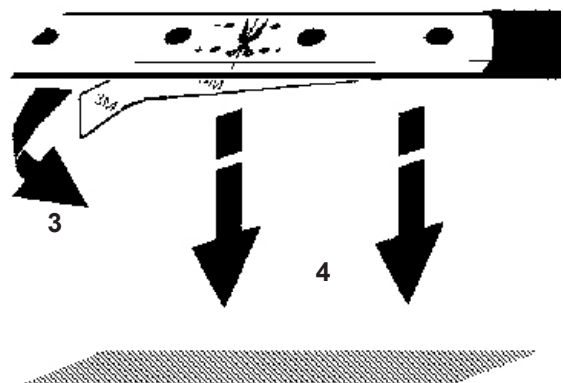
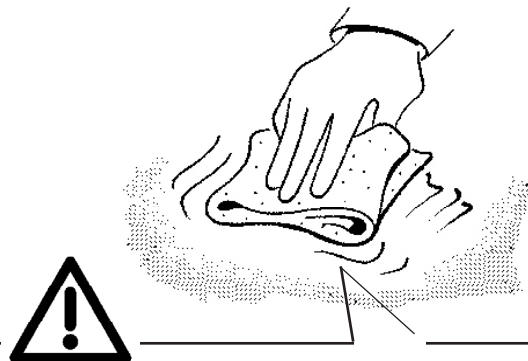
TOUCH DIM



OTI DALI DIM

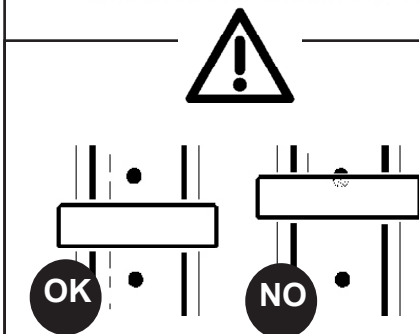
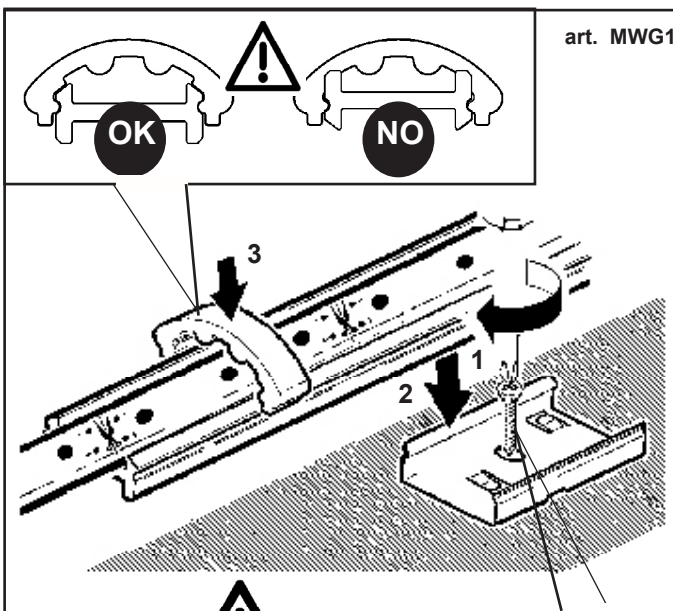
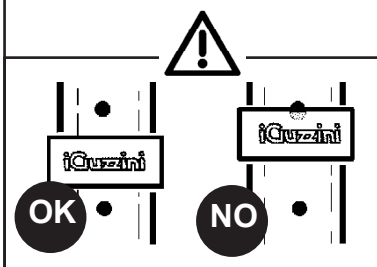
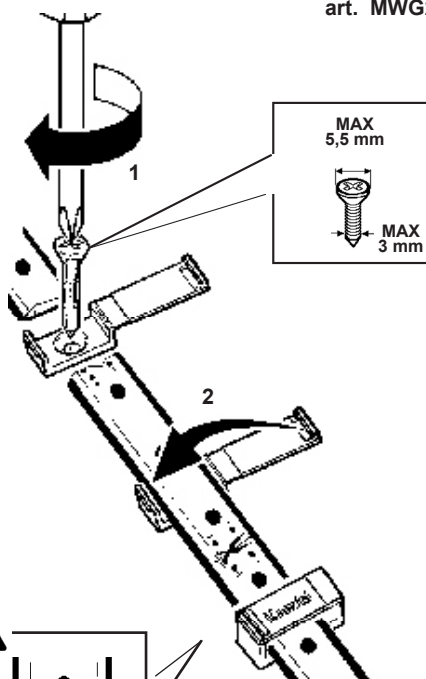


- IT Le prestazioni e la sicurezza dell'apparecchio sono garantite soltanto per oscillazioni della corrente del  $\pm 5\%$  rispetto al valore nominale. La conformità alla norma è garantita soltanto utilizzando gruppi driver iGuzzini (art.: MWF7/MWF8). Nel caso di utilizzo di driver diversi, per tutte le informazioni tecniche aggiuntive, contattare la iGuzzini
- EN The performance level and safety of the lighting fixture are only guaranteed for oscillations of  $\pm 5\%$  in the current, in relation to the nominal value. Conformity with the standard is guaranteed only if iGuzzini driver assemblies (item code MWF7/MWF8) are used. When using other drivers, contact iGuzzini for any additional technical information
- FR Les performances et la sécurité de l'appareil ne sont assurées que pour des oscillations de courant de  $\pm 5\%$  par rapport à la valeur nominale. La conformité à la norme n'est assurée qu'en cas d'utilisation de blocs drivers iGuzzini (réf.: MWF7/MWF8). Si vous utilisez des drivers différents, pour toute information technique supplémentaire, veuillez contacter iGuzzini
- DE Die Leistungen und die Sicherheit des Geräts sind nur für vom Vorschaltgerät abgehende Spannungsschwankungen von  $\pm 5\%$  in Bezug auf den Nennwert gewährleistet. Die Übereinstimmung mit der Vorschrift ist nur mit dem Einsatz von iGuzzini-Drivergruppen (Art.: MWF7/MWF8) gewährleistet. Werden andere Treiber verwendet, ist für sämtliche zusätzlichen technischen Informationen iGuzzini zu Rate zu ziehen.
- NL De prestaties en de veiligheid van het apparaat zijn alleen gegarandeerd voor spanningsvariaties van  $\pm 5\%$  ten opzichte van de nominale waarde. De conformiteit aan de norm wordt alleen gegarandeerd als u iGuzzini driver groepen gebruikt (art.: MWF7/MWF8). En caso de utilización de drivers diferentes, para conocer la información técnica adicional ponerse en contacto con iGuzzini
- ES Las prestaciones y la seguridad del aparato están garantizada solamente con oscilaciones de la corriente del  $\pm 5\%$  respecto al valor nominal. La conformidad a la norma se garantiza solamente con el uso de grupos driver iGuzzini (art. MWF7/MWF8). Voor het gebruik van andere drivers dient u contact op te nemen met iGuzzini voor alle verdere technische informatie
- DA Armaturets ydelse og sikkerhed kan kun garanteres ved strømsvingning på  $\pm 5\%$  i forhold til den nominelle værdi. Opfyldelse af reglerne garanteres kun ved brug af driverenheder fra iGuzzini (art.: MWF7/MWF8). Hvis du anvender forskellige drivere, bedes du kontakte iGuzzini for alle de øvrige tekniske informationer
- NO Ytelsesnivået og sikkerheten til lysarmaturen kan kun garanteres for svingninger på  $\pm 5\%$  i strømmen, i forhold til nominell verdi. Samsvar med forskriften garanteres bare ved bruk av drivergrupper fra iGuzzini (art.: MWF7/MWF8). Ved bruk av forskjellige drivere, ta kontakt med iGuzzini for all ekstra teknisk informasjon.
- SV Utrustningens prestanda och säkerhet garanteras endast vid en strömoscillation på  $\pm 5\%$  i förhållande till nominellt värde. Överensstämmelse med standard garanteras endast genom att använda driverenheter av typ iGuzzini (art.: MWF7/MWF8). Vid användning av andra driverenheter ber vi att ni kontaktar iGuzzini för vidare teknisk information
- RU Эксплуатационные качества и безопасность прибора гарантируются только при колебаниях тока  $\pm 5\%$  от номинального значения. Соответствие нормативу гарантируется только при использовании групп драйверов iGuzzini (art.: MWF7/MWF8). Для получения необходимой технической информации при использовании других драйверов свяжитесь с компанией iGuzzini.
- ZH 只有在电流的额定值 $\pm 5\%$ 的情况下，才可以保证装置的使用性能及安全性。如果使用了iGUZZINI的驱动器系列（MWF7/MWF8产品），产品的合格性能才能保证。如果使用其他驱动器，请联系iGuzzini公司了解所有其他技术信息。
- يتم ضمان عمل الجهاز بشكل جيد من خلال تأرجح فلتية التغذية الخارجة بنسبة  $\pm 5\%$  مقارنة مع القيمة الاسمية. المطابقة للمعايير مضمونة فقط عند استخدام محولات إيجوزيني "iGuzzini" (وفقاً MWF7/MWF8) في حالة استخدام برامج تشغيل مختلفة، اتصل ب iGuzzini للحصول على كافة المعلومات الفنية الإضافية.
- AR

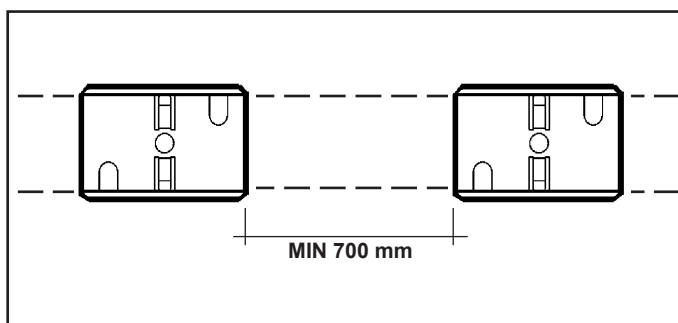


+ ART.

art. MWG2

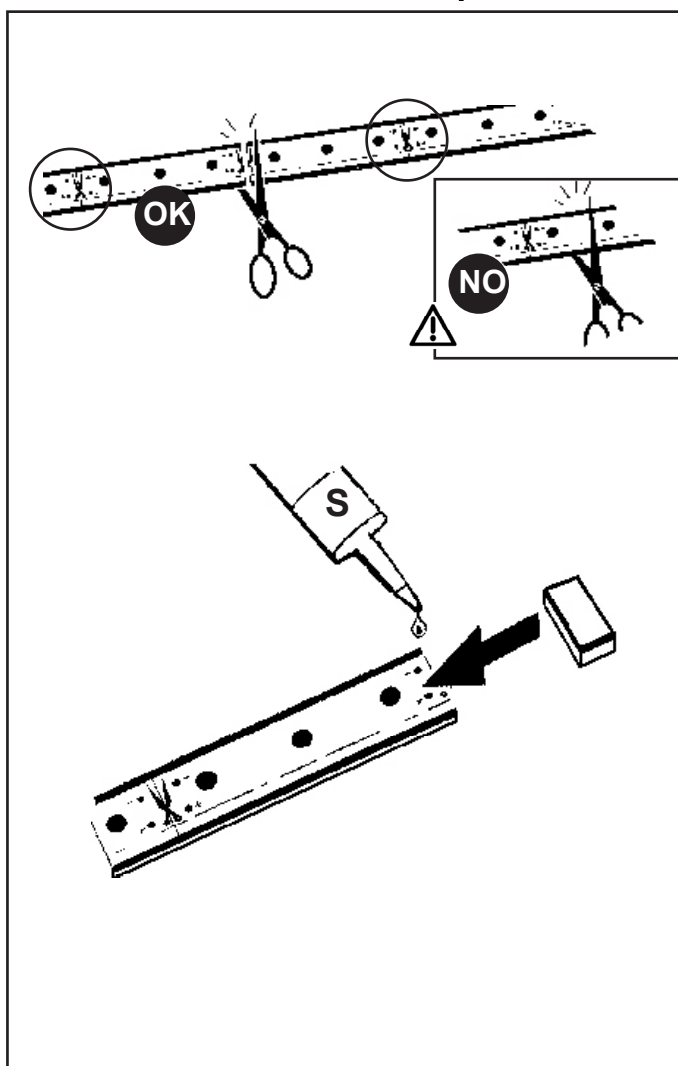
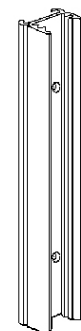


art. MWG1

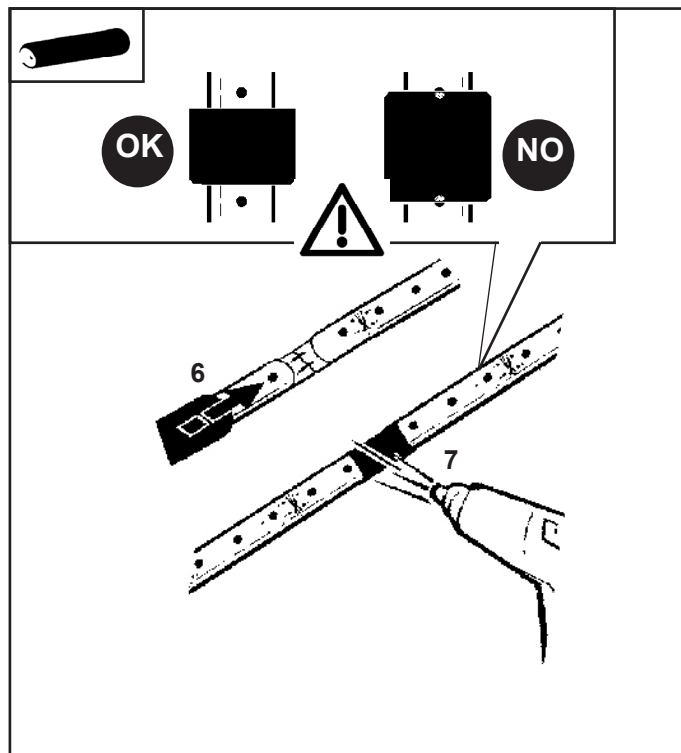
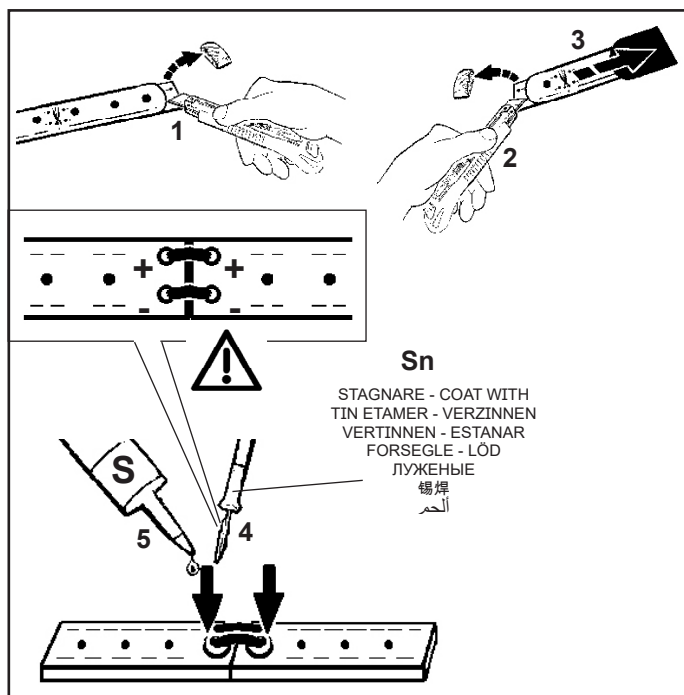
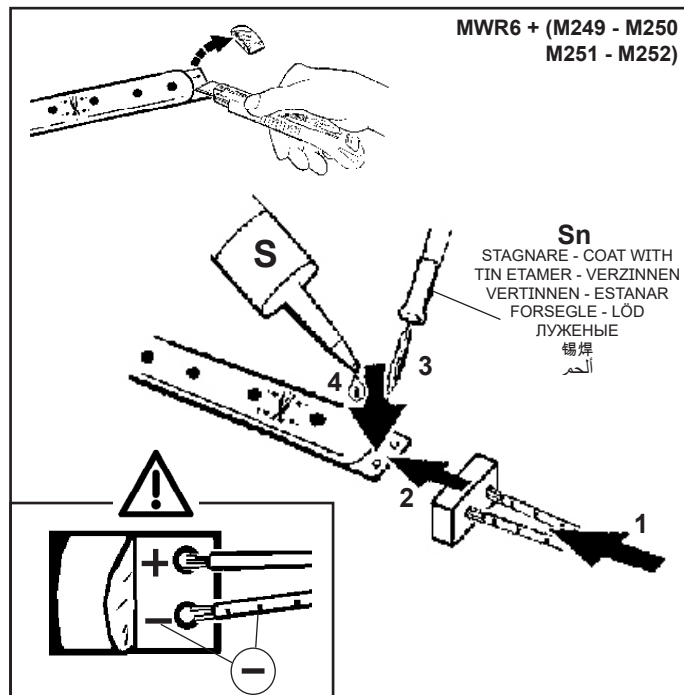
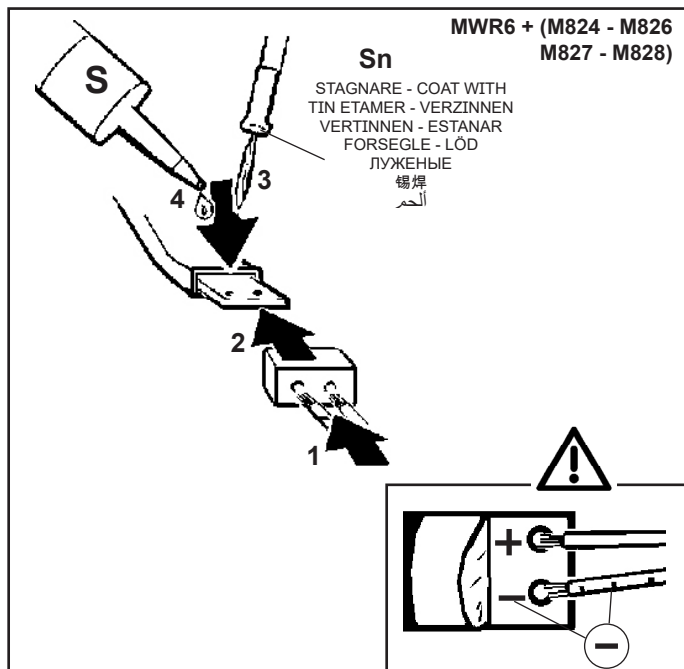


IT N.B.: Per la sostituzione del LED contattare l'azienda iGuzzini.  
 EN N.B.: For information on LED replacement please contact iGuzzini.  
 FR N.B.: Pour procéder au remplacement de la LED, adressez-vous à la société iGuzzini.  
 DE N.B.: Bezüglich des Austausches der LED kontaktieren Sie bitte die Firma iGuzzini.  
 NL N.B.: Voor het vervangen van de LED neemt u contact op met het bedrijf iGuzzini.  
 ES NOTA: Para sustituir el LED llame a la empresa iGuzzini.  
 DA N.B.: For udskiftning af lysdioden, skal man kontakte iGuzzini.  
 NO N.B.: For informasjon om skifte av LED, vennligst ta kontakt med iGuzzini.  
 SV OBS! För byte av lysdioden, kontakta företaget iGuzzini.  
 RU ПРИМЕЧАНИЕ: Для замены СИДов обращайтесь в компанию iGuzzini.  
 ZH 注意: 如需LED更换的信息, 请联系iGuzzini  
 AR تنبيه: لاستبدال الضوء LED اتصل بشركة iGuzzini

Accessori profili  
 Profiles accessories  
 Accessoires profils  
 Zubehoer profile  
 Profiel onderdelen  
 Accesorios perfiles  
 Tilbehør profiler  
 Tilbehør profiler  
 Accessorier profiler  
 Профильные аксессуары  
 型材配件  
 ملحقات الملف الشخصي







**IT** N.B.: Il grado di protezione del sistema, é garantito soltanto se si effettua correttamente l'operazione di siliconatura (S) con silicone fornito dalla iGuzzini.

**EN** N.B.: The degree of protection offered by the system is only guaranteed if the siliconisation procedure is performed correctly using silicone supplied by iGuzzini.

**FR** N.B.: L'indice de protection du système n'est assuré que si l'application de silicone a été effectuée correctement et que le silicone a été fourni par iGuzzini.

**DE** N.B.: Der Schutzgrad des Systems ist nur gewährleistet, wenn die Abdichtung mit dem von iGuzzini gelieferten Silikon korrekt ausgeführt wird.

**NL** N.B.: De beschermingsgraad van het systeem is alleen dan gegarandeerd als het silicone, dat door iGuzzini wordt geleverd, goed is aangebracht.

**ES** N.B.: El grado de protección del sistema está garantizado sólo si se realiza correctamente la operación de siliconado (S) con silicona suministrada por iGuzzini.

**DA** N.B.: Beskyttelsesgraden på systemet kan kun garanteres, hvis der påføres silikone (S) på korrekt vis med silikone leveret af iGuzzini.

**NO** N.B.: Graden av beskyttelse som tilbys av systemet garanteres kun hvis silikonet, som leveres av iGuzzini, blir påført korrekt.

**SV** OBS! Systemets skyddsgrad garanteras endast om silikoniseringsproceduren utförs på ett korrekt sätt med silikon från iGuzzini.

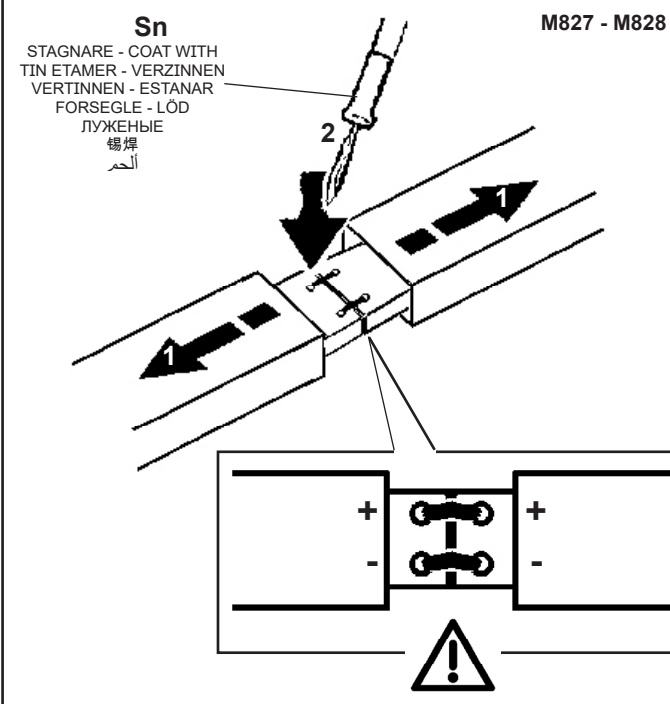
**RU** ПРИМЕЧАНИЕ: Класс электробезопасности системы гарантируется, только если будет правильно выполнена пропитка силиконом, поставляемым iGuzzini.

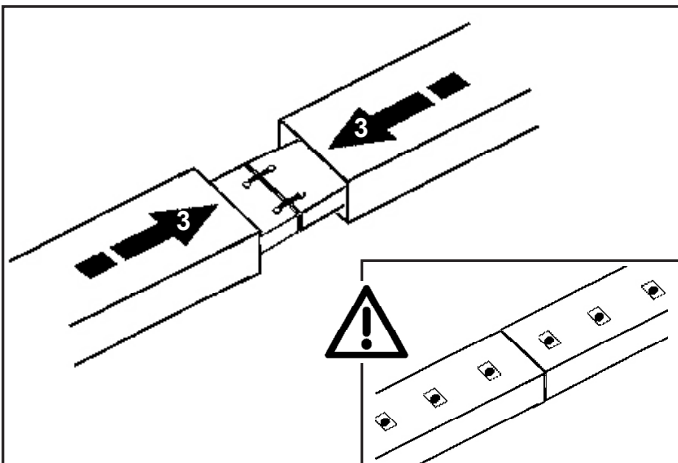
**ZH** 注意事项: 只有在使用 iGuzzini 提供的硅酮正确施行聚硅酮操作之后系统保护的等级才被保证。

**AR** ملاحظة: درجة حماية النظام مضمونة فقط إذا تم تنفيذها بشكل صحيح عملية طلاء السيليكون (S) مع السيليكون المزود من iGuzzini

**art. M824 - M826**

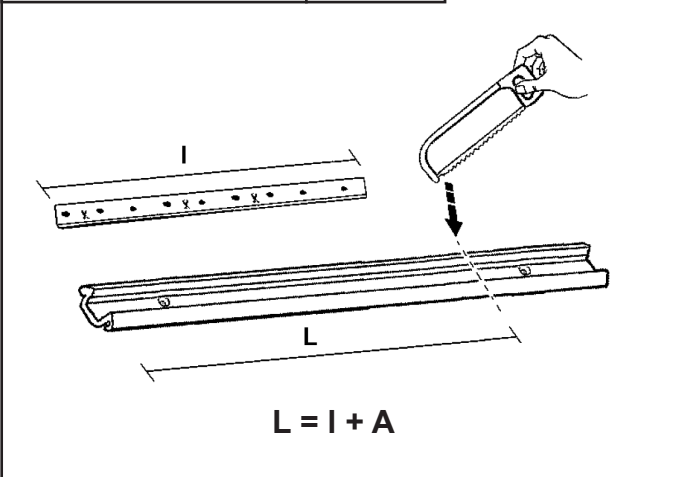
**M827 - M828**

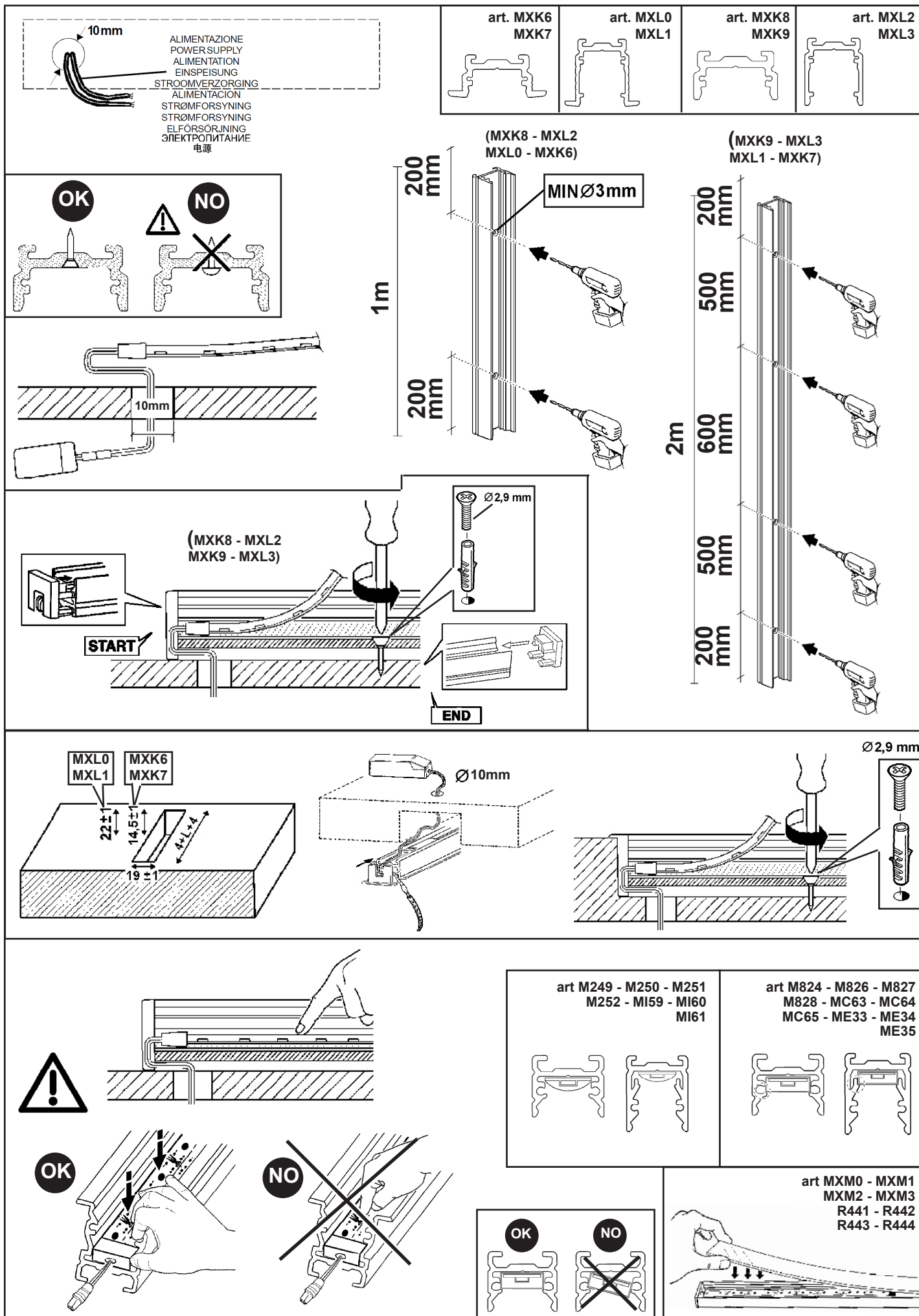


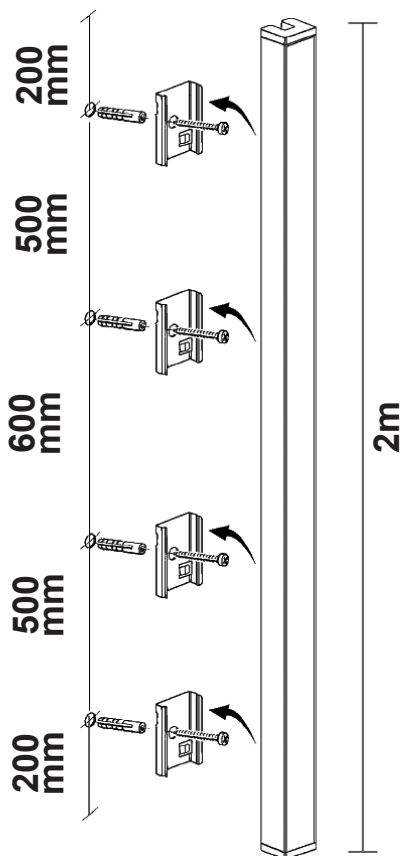
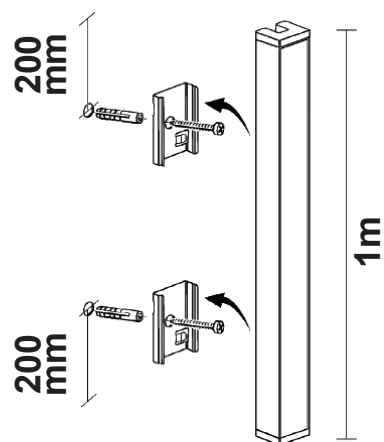
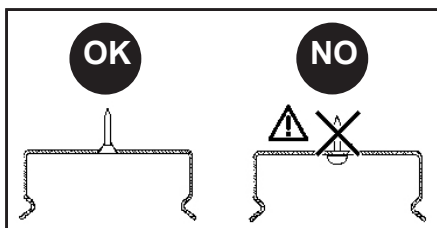


IT N.B.: Con questa operazione non viene più garantito il grado di protezione  
 EN N.B.: The protection degree is no longer guaranteed after this operation.  
 FR N.B.: suite à cette opération, l'indice de protection n'est plus garanti  
 DE Hinweise: Durch Ausführen dieser Operation ist der Schutzgrad nicht mehr garantiert  
 NL N.B.: Als u deze handling uitvoert wordt de beschermingsgraad niet meer gegarandeerd  
 ES N.B.: Con esta operación no se garantiza el grado de protección.  
 DA NB: Med denne handling garanteres beskyttelsesgraden ikke længere.  
 NO NB! Med dette inngrepet er ikke beskyttelsesgraden garantert lenger.  
 SV OBS! Skyddsklassen garanteras inte efter att denna operation har utförts.  
 RU ПРИМЕЧАНИЕ: При выполнении этой операции степени защиты более не гарантируется  
 ZH 注意：进行此操作后将无法保证其防护等级。  
 AR ملاحظة هامة: بتنفيذ تلك العملية لا يمكن ضمان مستوى الحماية.

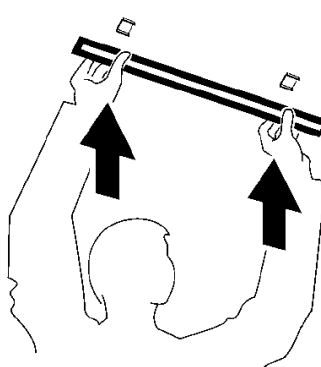
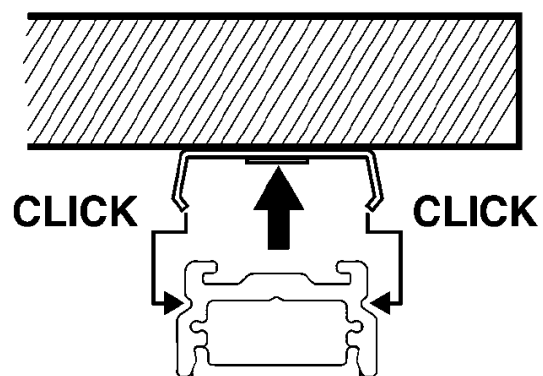
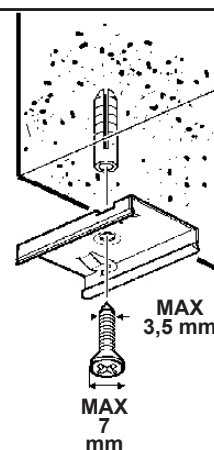
ART	A (mm)
MXK3 - MXK4 - MXK6 MXK7 - MXK8 - MXK9 MXL0 - MXL1 - MXL2 MXL3	12
MXK5 - MXN8	2


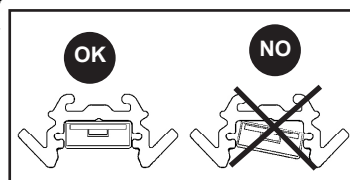
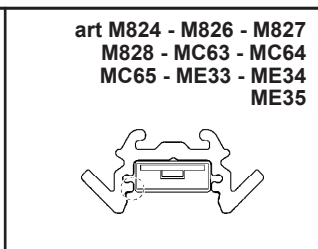
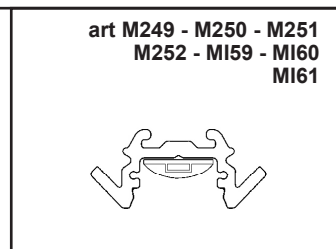
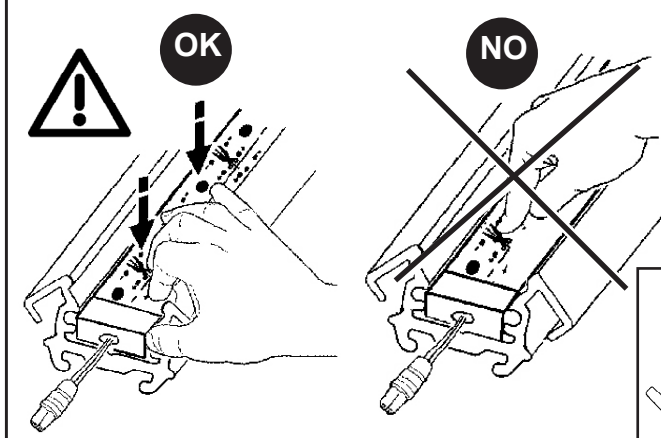
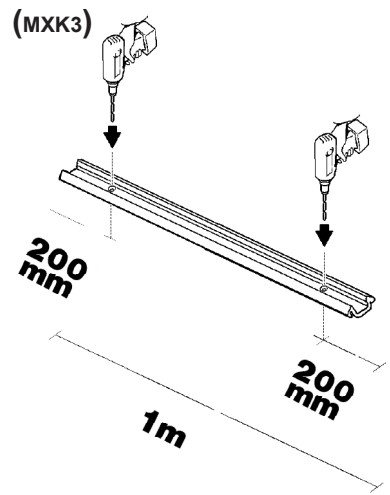
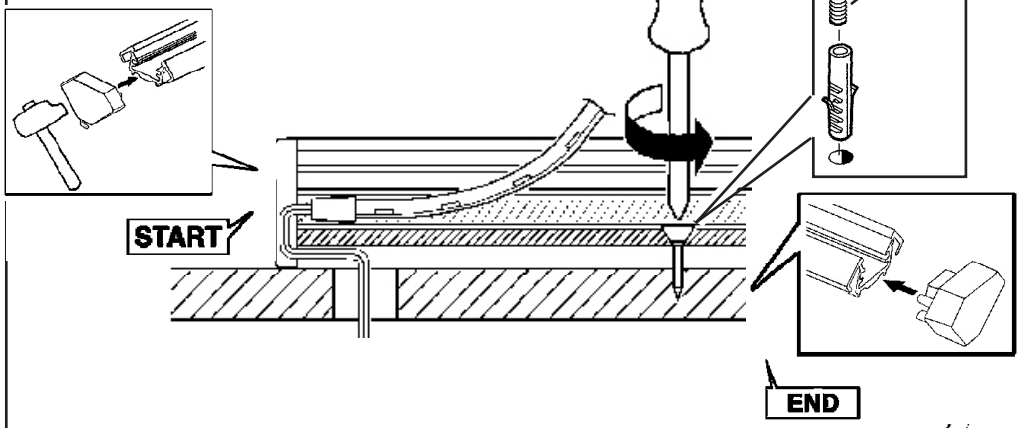
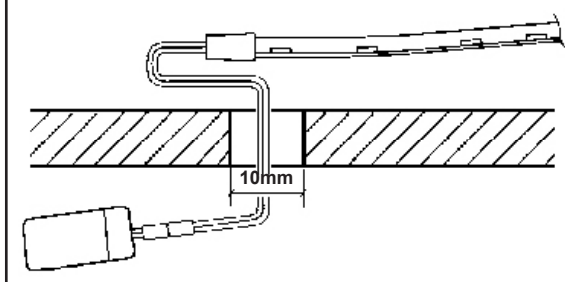
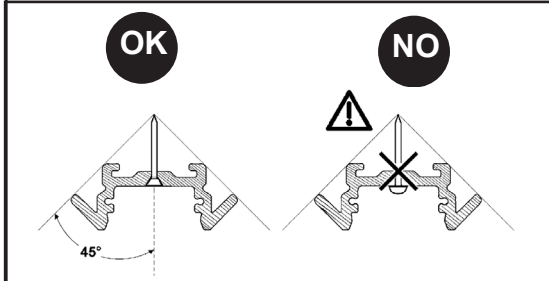
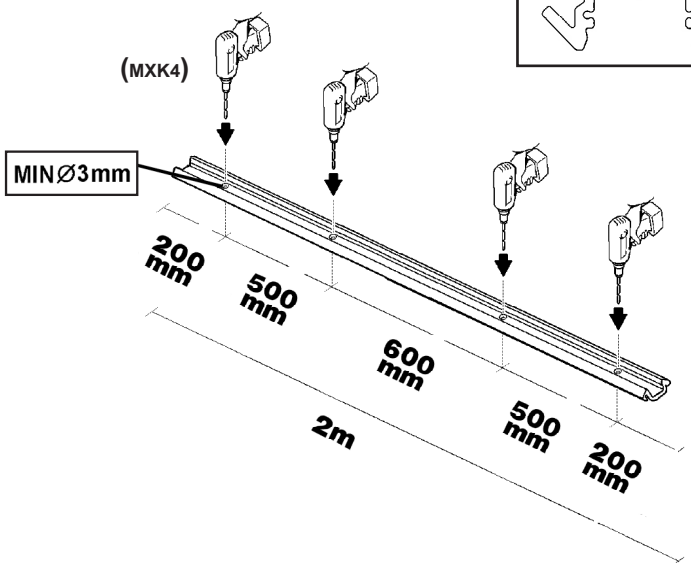

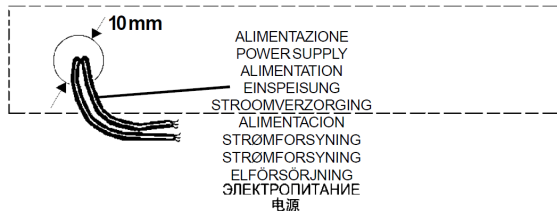


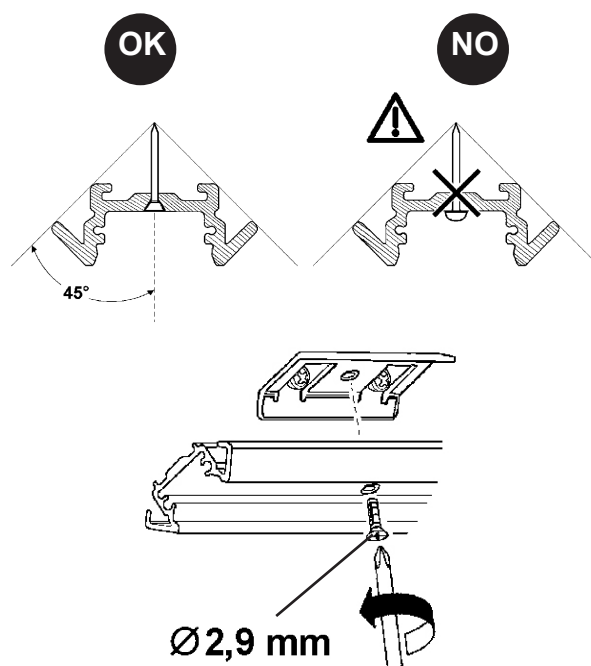
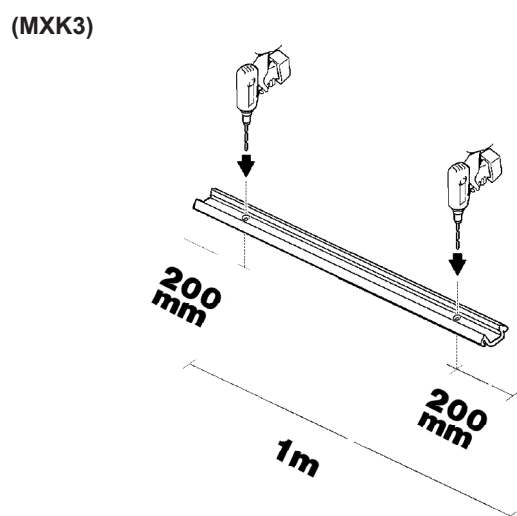
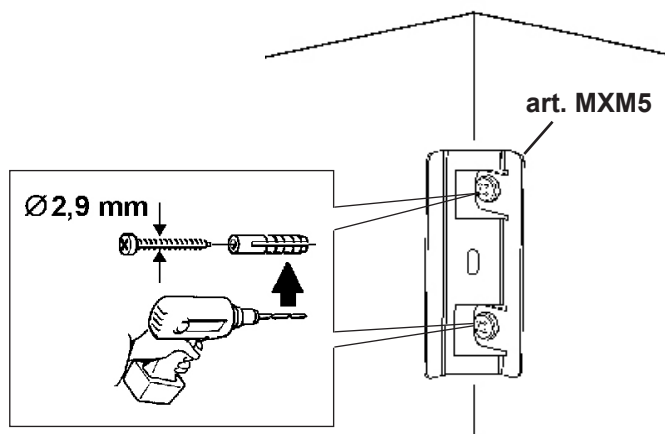
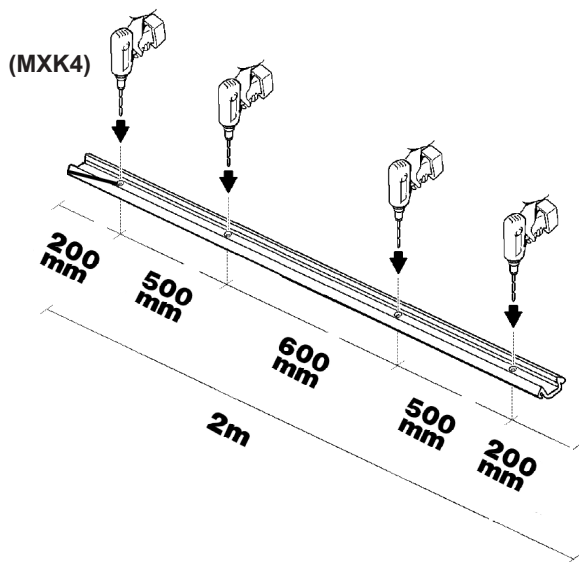




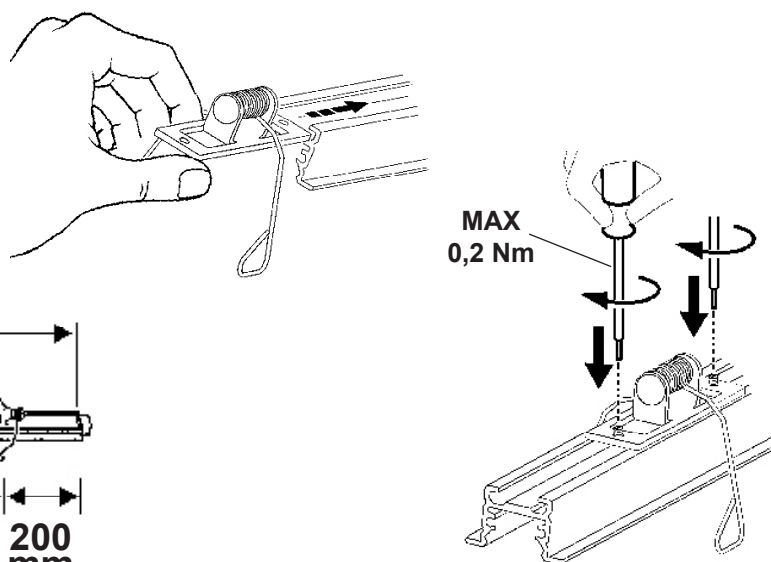
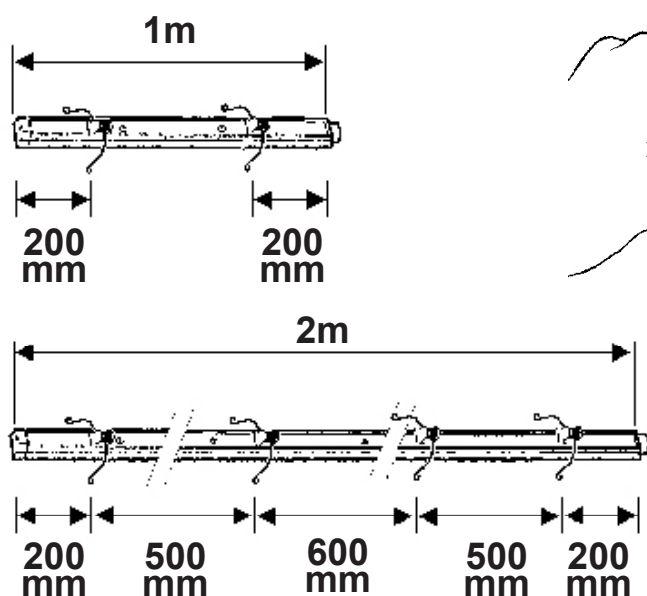
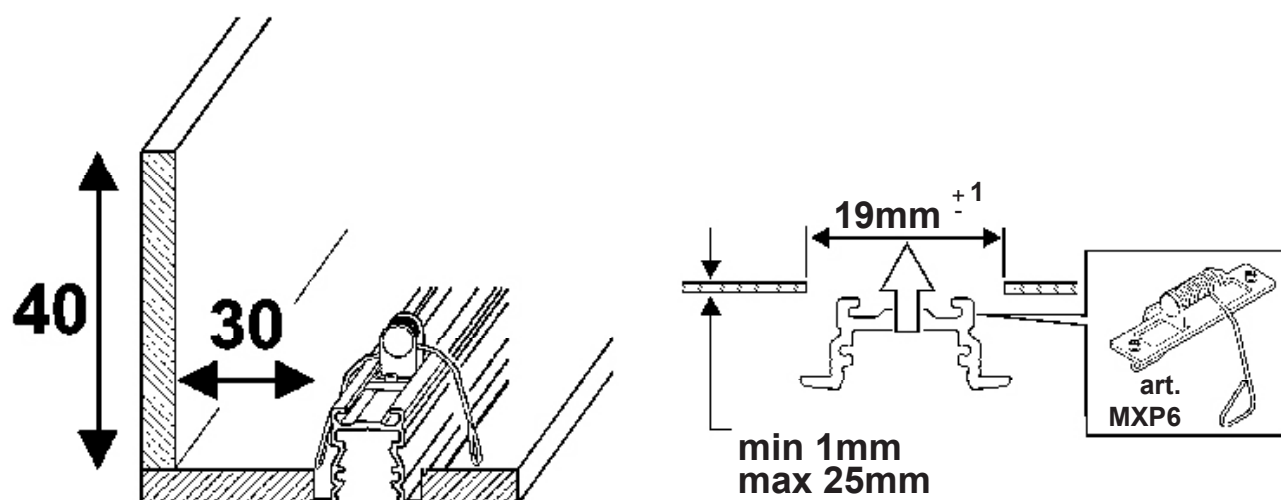
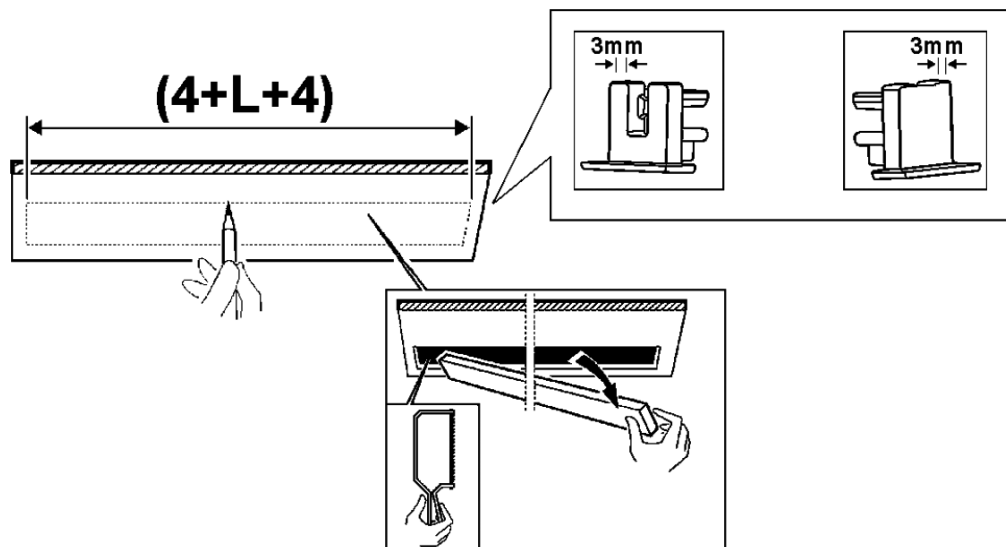
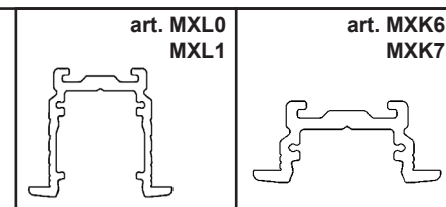
art.  
MXM4

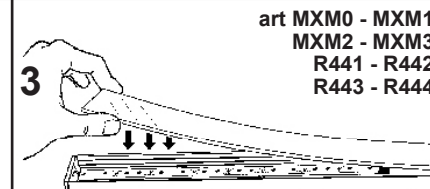
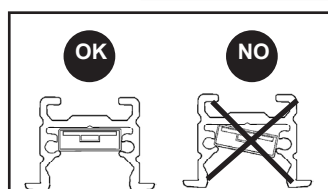
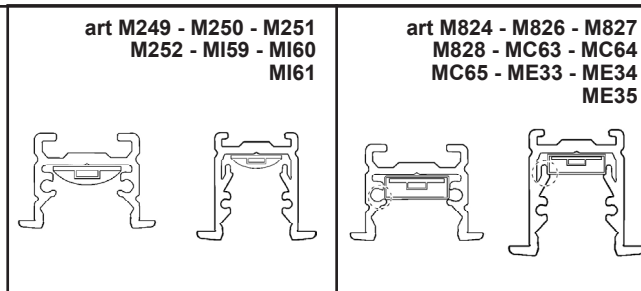
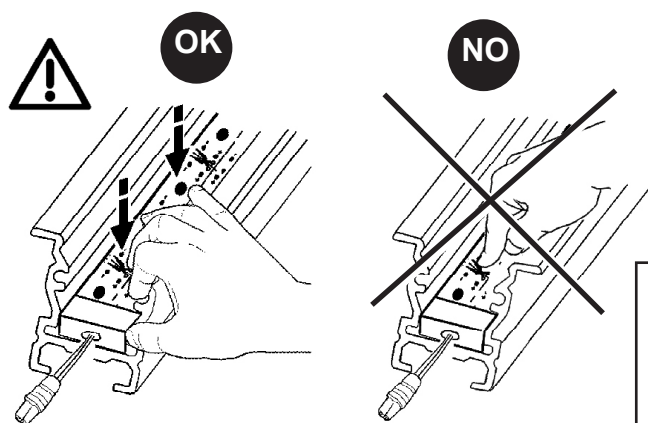
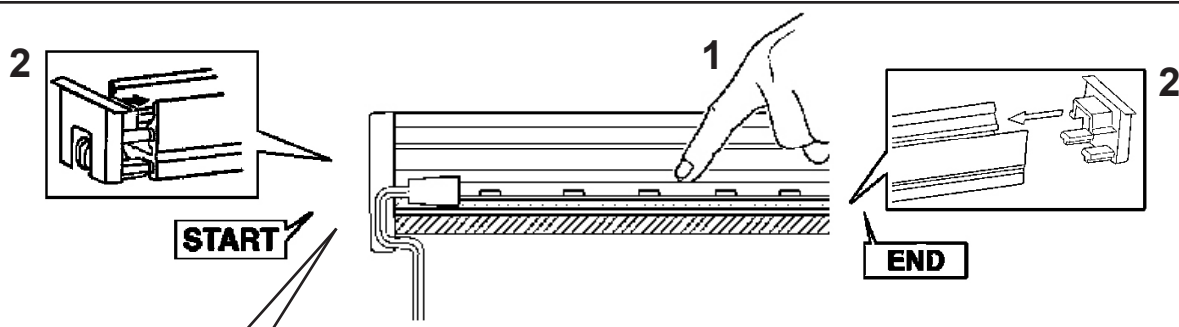
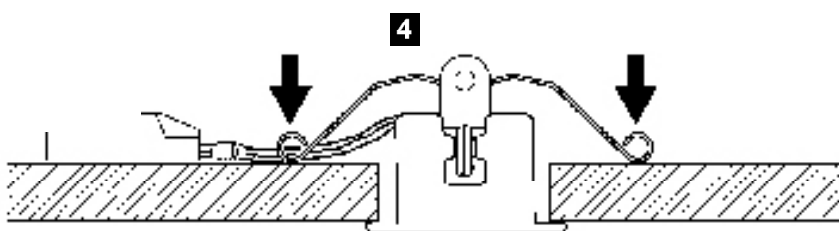
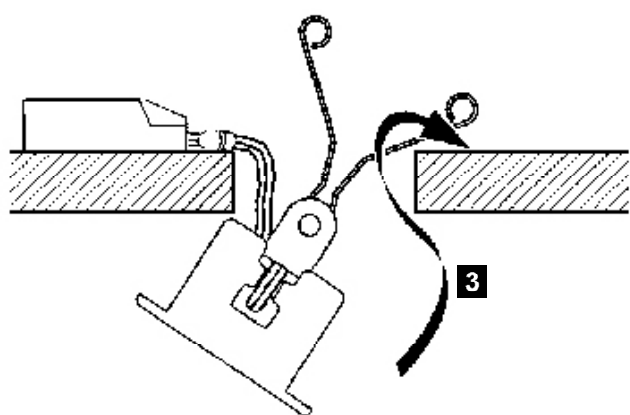
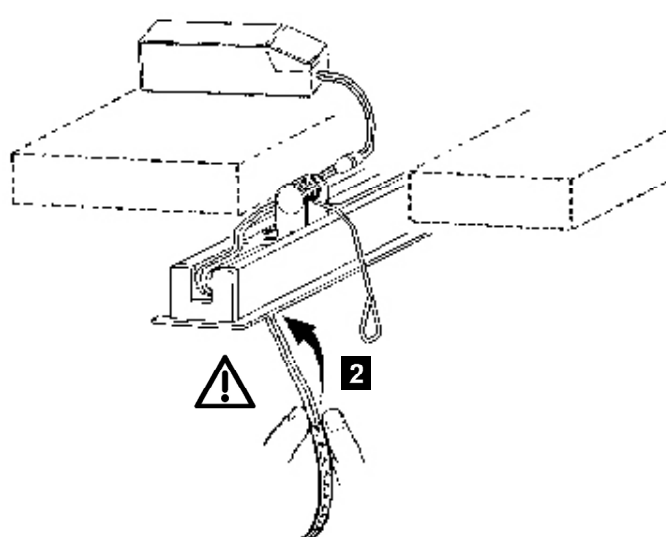
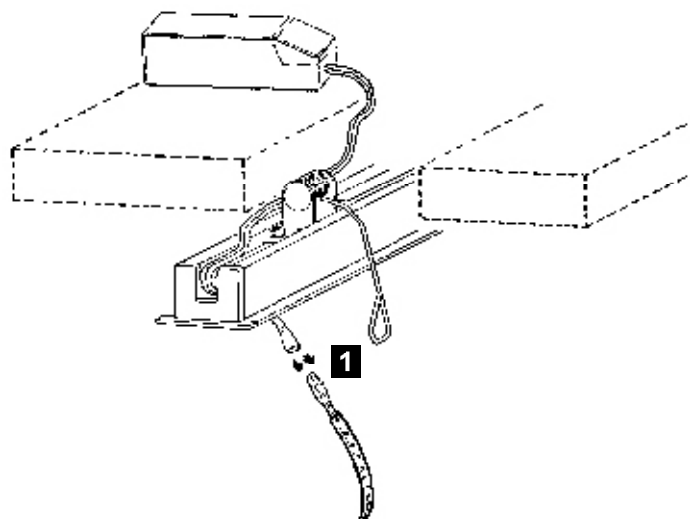




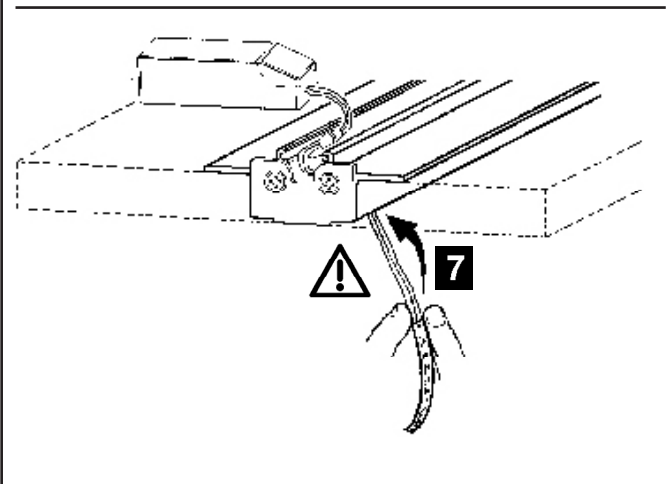
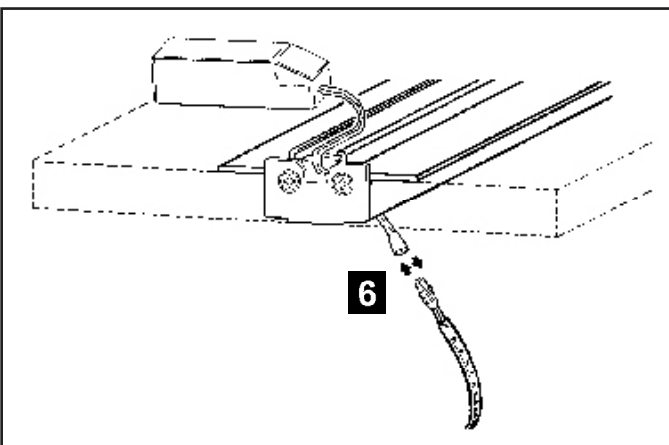
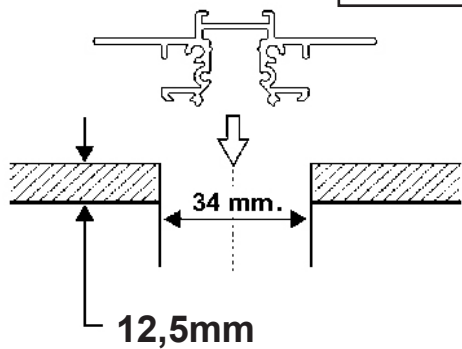




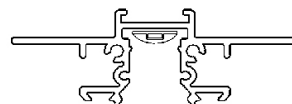




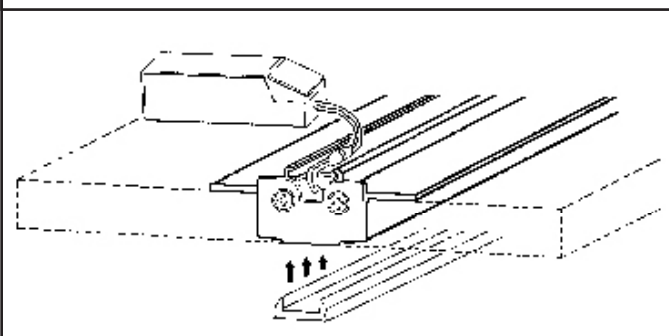
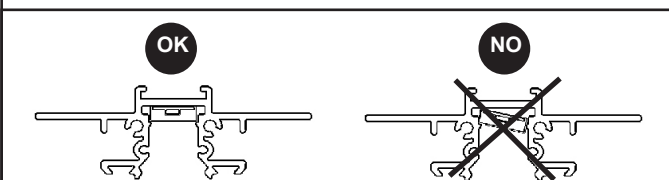
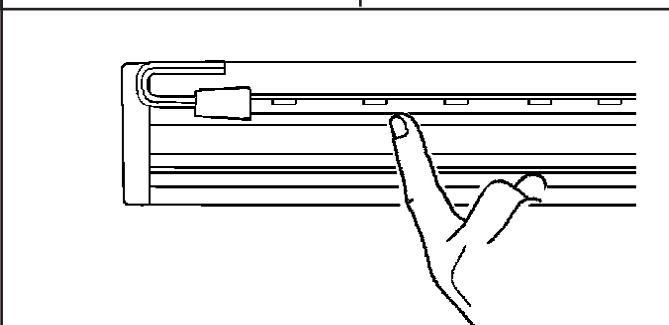
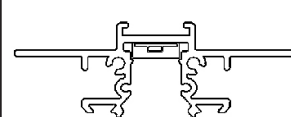
art. MXN8



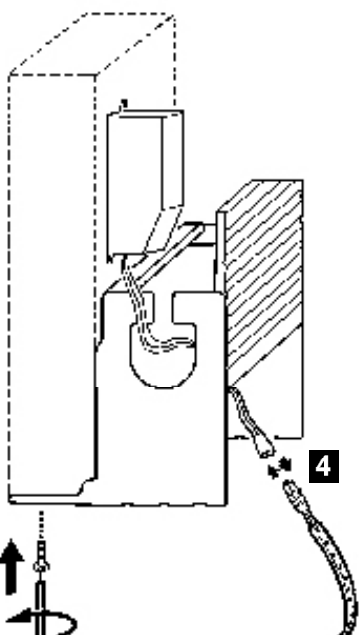
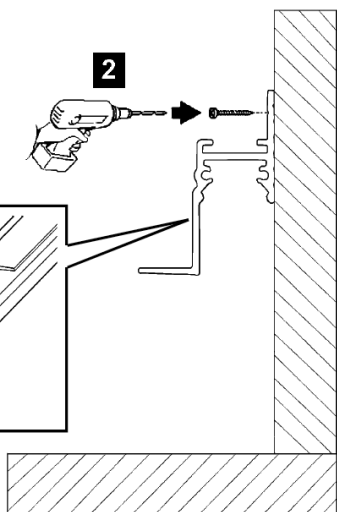
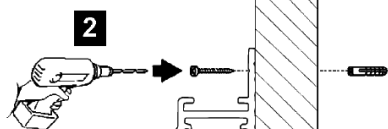
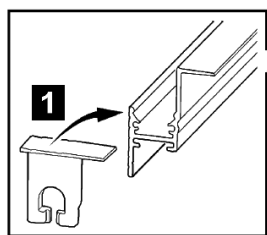
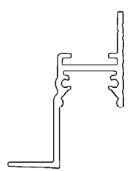
art M249 - M250 - M251  
M252 - MI59 - MI60  
MI61



art M824 - M826 - M827  
M828 - MC63 - MC64  
MC65 - ME33 - ME34  
ME35

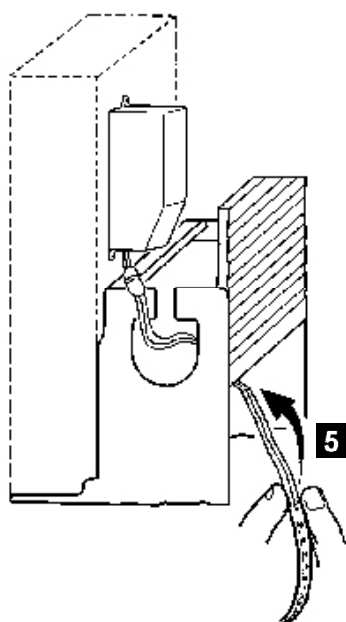


art. MXK5



3

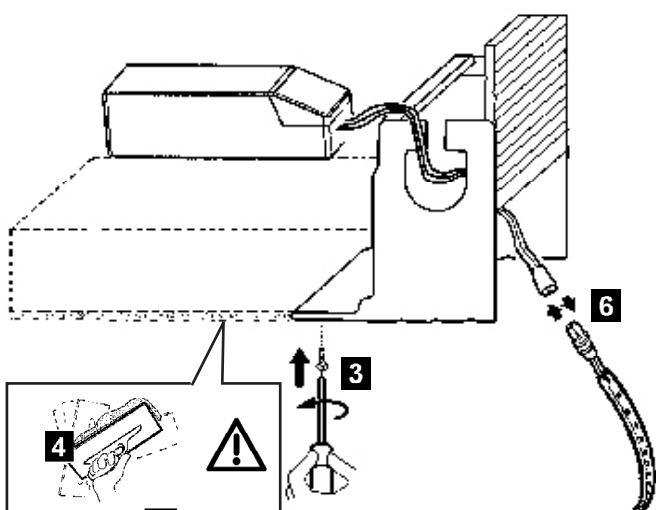
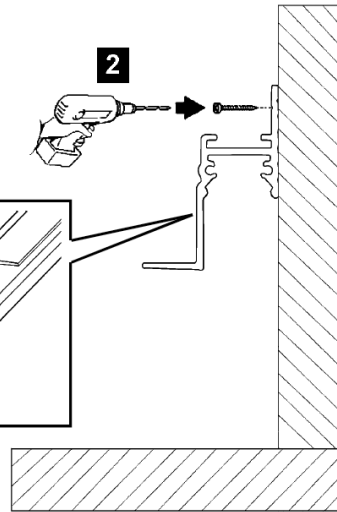
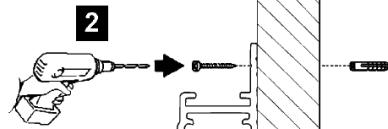
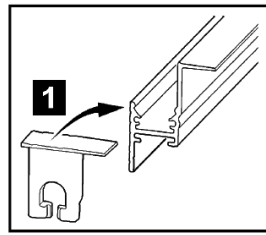
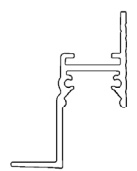
4



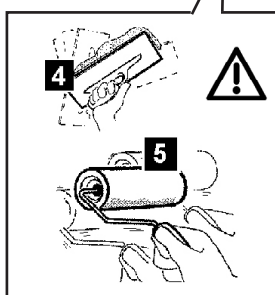
5



art. MXK5

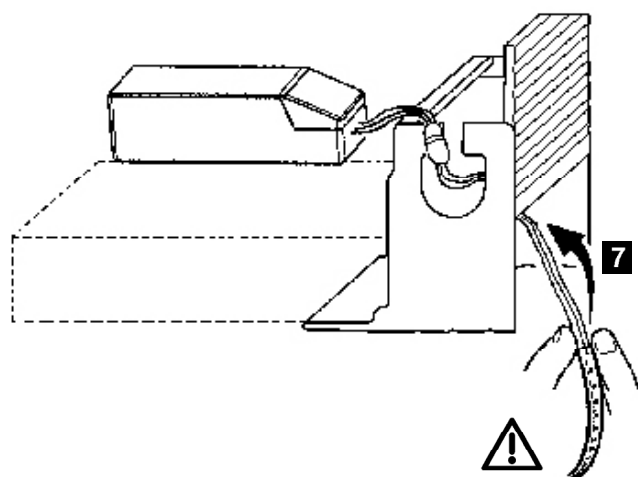


6



4

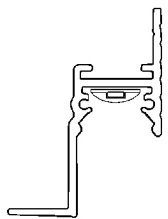
5



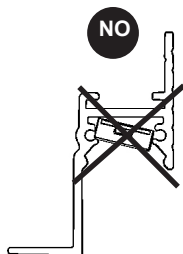
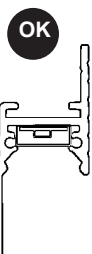

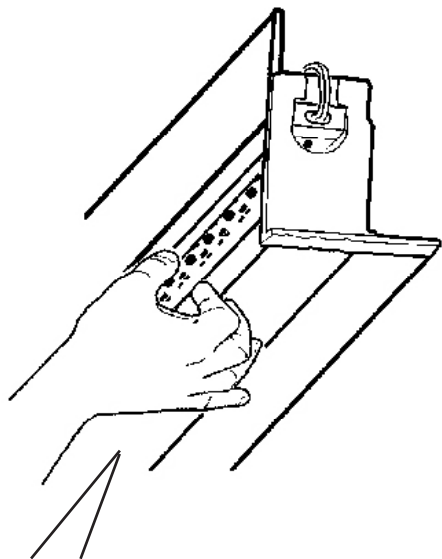
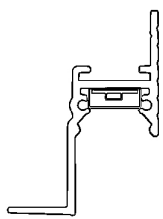
7



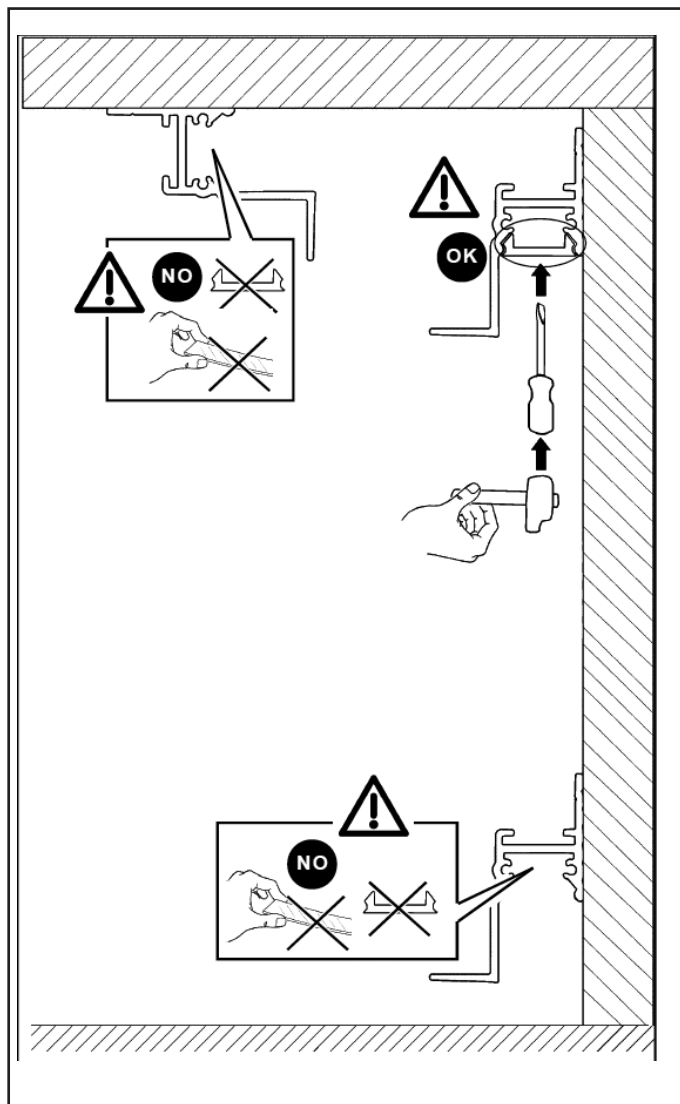
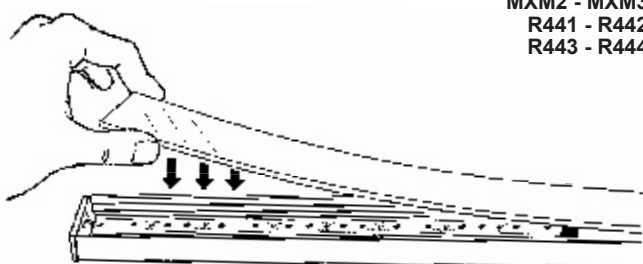
art M249 - M250 - M251  
M252 - MI59 - MI60  
MI61



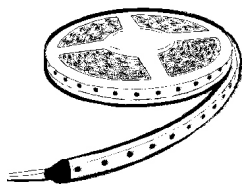
art M824 - M826 - M827  
M828 - MC63 - MC64  
MC65 - ME33 - ME34  
ME35



art MXM0 - MXM1  
MXM2 - MXM3  
R441 - R442  
R443 - R444



## UNDERScore 15/18 Hi-POWER 24V



### IT ATTENZIONE:

LA SICUREZZA DELL'APPARECCHIO E' GARANTITA SOLO CON L'USO APPROPRIATO DELLE SEGUENTI ISTRUZIONI; PERTANTO E' NECESSARIO CONSERVARLE.

### EN WARNING:

THE SAFETY OF THIS FIXTURE IS GUARANTEED ONLY IF YOU COMPLY WITH THESE INSTRUCTIONS; REMEMBER TO CONSERVE IN A SAFE PLACE.

### FR ATTENTION:

LA SECURITE DEL'APPAREIL N'EST GARANTIE QU'EN CAS D'UTILISATION CORRECTE DES INSTRUCTIONS SUIVANTES; IL FAUT PAR CONSEQUENT LES CONSERVER.

### DE ACHTUNG:

DIE SICHERHEIT DES GERÄTES WIRD NUR DURCH SACHGEMÄSSE BEFOLGUNG NACHSTEHENDER ANWEISUNGEN GEWÄHRLEISTET; IHRE AUFBEWAHRUNG IST DESHALB SEHR WICHTIG.

### NL OPGELET:

DE VEILIGHEID VAN DI ATOESTEL IS SLECHTS DAN GEGARANDEERD ALS INDIEN DE VOLGENDE INSTRUCTIES STRIKT WORDEN TOEGEPAST: DAAROM MOET MEN ZE OOK BEWAREN.

### ES ATENCION:

LA SEGURIDAD DEL APARATO SE GARANTIZA SOLO CUMPLIENDO CUIDADOSAMENTE LAS SIGUIENTES INSTRUCCIONES; POR ELLO, ES NECESARIO CONSERVARLAS.

### DA BEMÆRK:

SIKKERHEDEN VED BRUG AF ARMATURET KAN KUN GARANTERES, HVIS DISSE ANVISNINGER FØLGES; SØRG DERFOR FOR AT GEMME DEM.

### NO ADVARSEL:

SIKKERHETEN TIL DETTE APPARATET GARANTERES KUN HVIS DU OVERHOLDER DISSE INSTRUKSJONENE; HUSK Å OPPBEVARE DEM PÅ ET TRYGT STED.

### SV OBSERVERA!

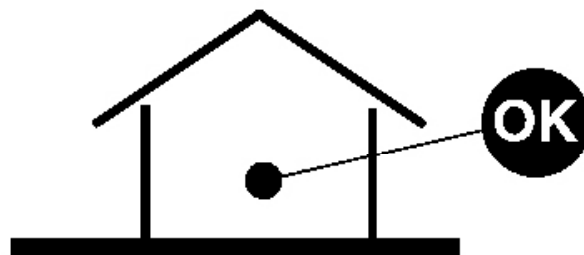
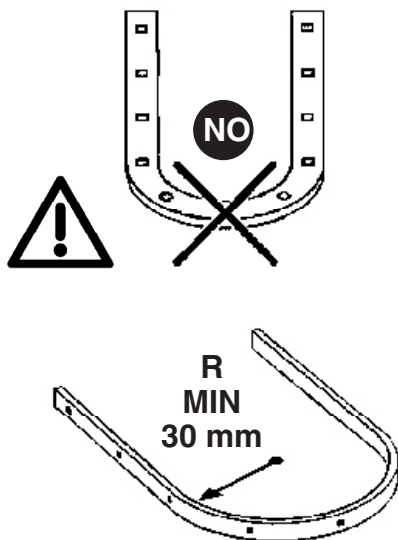
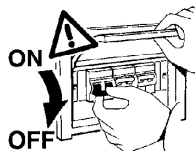
UTRUSTNINGENS SÄKERHET KAN ENDAST GARANTERAS OM DESSA ANVISNINGAR RESPEKTERAS I DETALJ. SPARA DÄRFÖR DESSA ANVISNINGAR FÖR FRAMTIDA KONSULTATION.

### RU ВНИМАНИЕ:

МЫ ГАРАНТИРУЕМ БЕЗОПАСНУЮ ЭКСПЛУАТАЦИЮ ИЗДЕЛИЯ ТОЛЬКО ПРИ СОБЛЮЖДЕНИИ СЛЕДУЮЩИХ ИНСТРУКЦИЙ; С ЭТОЙ ЦЕЛЬЮ НЕОБХОДИМО СОХРАНИТЬ ДАННУЮ БРОШЮРУ.

### ZH 警告

为确保该装置安全，请遵守操作指示；并于安全场所放置。

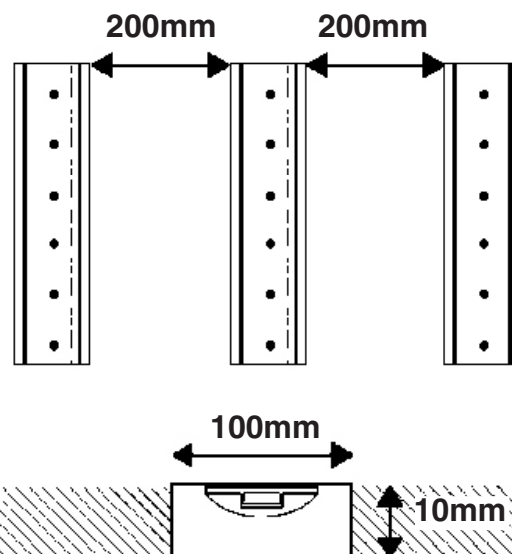


### TUBE VERSION

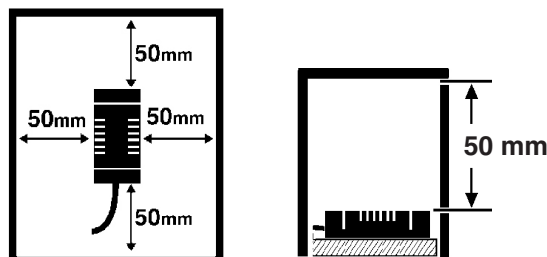
MI64-MI65-MI66-MI67-MI68-N173-N174-N178-N179  
N199-N203

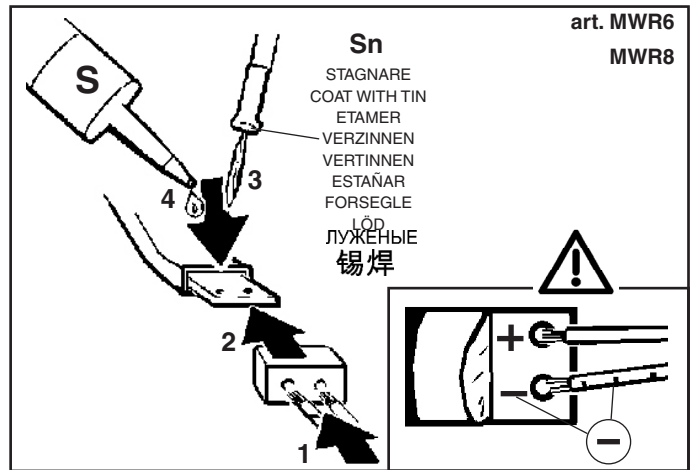
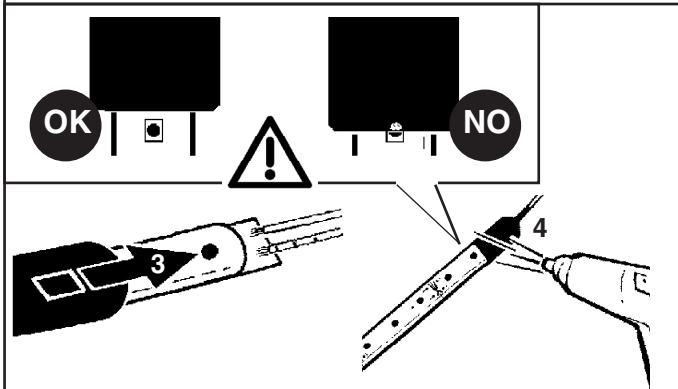
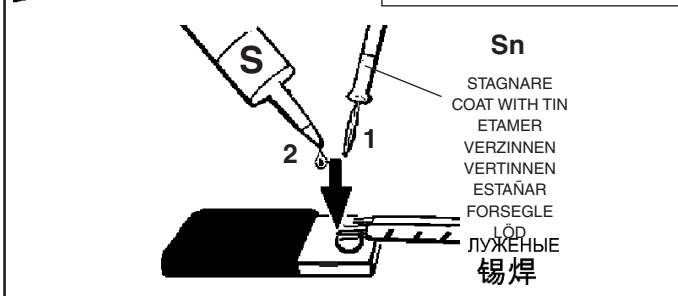
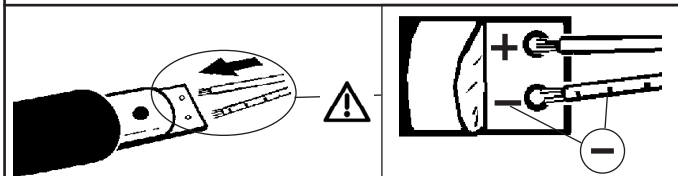
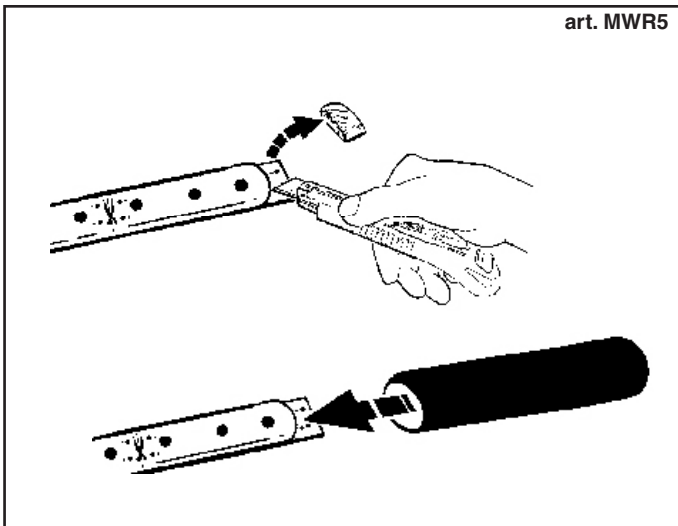
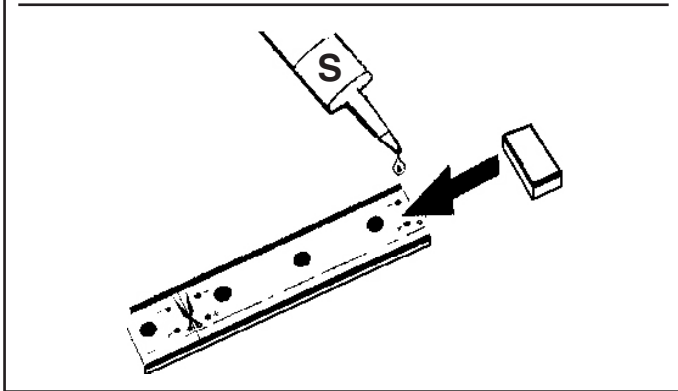
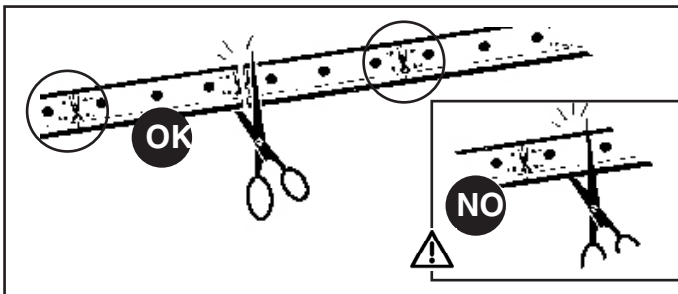
### STANDARD VERSION

MI59-MI60-MI61-MI62-MI63-N175-N176-N177



art MZ14 - MZ15





IT N.B.: Il grado di protezione del sistema, è garantito soltanto se si effettua correttamente l'operazione di siliconatura (S) con silicone fornito dalla iGuzzini.

EN N.B.: The degree of protection offered by the system is only guaranteed if the siliconisation procedure is performed correctly using silicone supplied by iGuzzini.

FR N.B.: L'indice de protection du système n'est assuré que si l'application de silicone a été effectuée correctement et que le silicone a été fourni par iGuzzini.

DE N.B.: Der Schutzgrad des Systems ist nur gewährleistet, wenn die Abdichtung mit dem von iGuzzini gelieferten Silikon korrekt ausgeführt wird.

NL N.B.: De beschermingsgraad van het systeem is alleen dan gegarandeerd als het silicone, dat door iGuzzini wordt geleverd, goed is aangebracht.

ES N.B.: El grado de protección del sistema está garantizado sólo si se realiza correctamente la operación de siliconado (S) con silicona suministrada por iGuzzini.

DA N.B.: Beskyttelsesgraden på systemet kan kun garanteres, hvis der påføres silikone (S) på korrekt vis med silikone leveret af iGuzzini.

NO N.B.: Graden av beskyttelse som tilbys av systemet garanteres kun hvis silikonet, som leveres av iGuzzini, blir påført korrekt.

SV OBS! Systemets skyddsgrad garanteras endast om silikoniseringsproceduren utförs på ett korrekt sätt med silikon från iGuzzini.

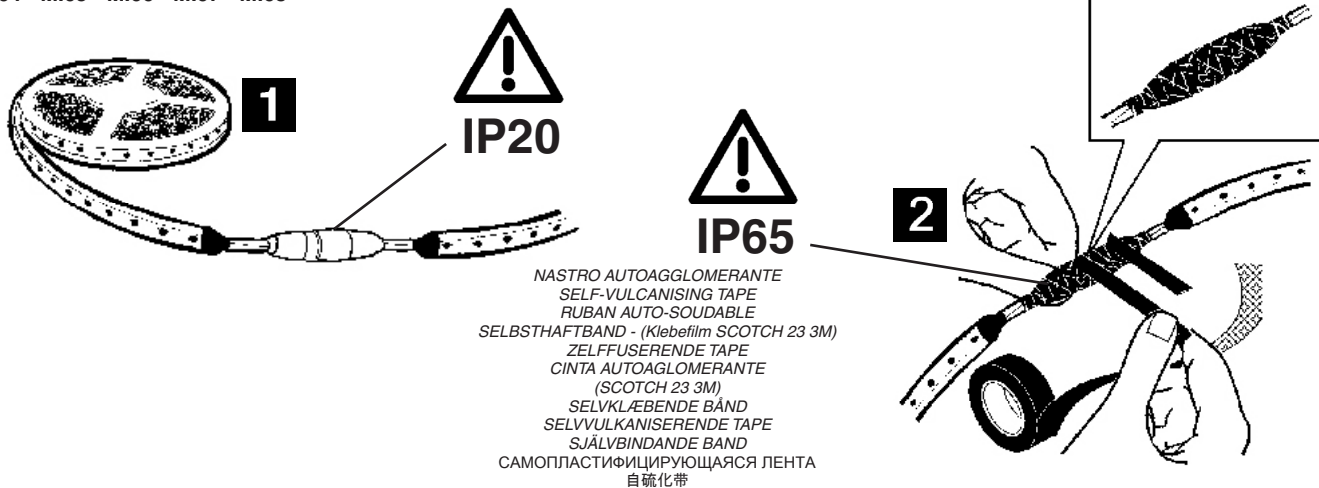
RU ПРИМЕЧАНИЕ: Класс электробезопасности системы гарантируется, только если будет правильно выполнена пропитка силиконом, поставляемым iGuzzini.

ZH 注意事项: 只有在 iGuzzini 提供的硅酮正确施行聚硅酮操作之后系统保护的等级才被保证。

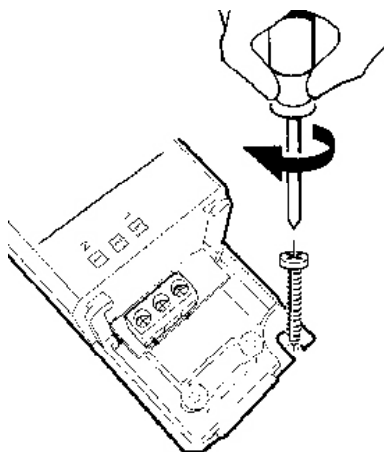
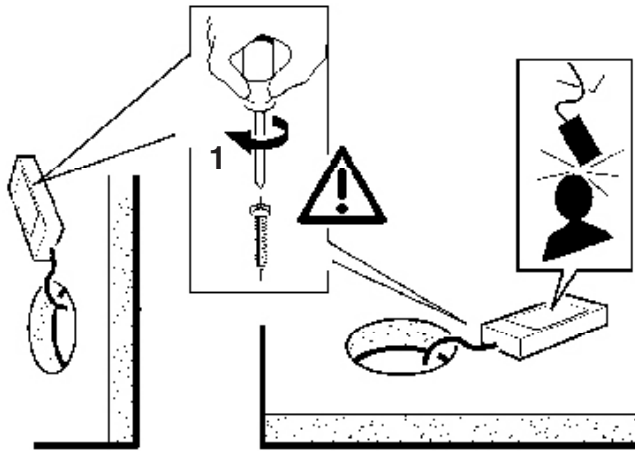
ART	MAX mt	
	ALIMENTATORE BALLAST BALLAST VORSCHALTGERÄT VOORSCHAKELAPPARAAT ALIMENTADOR STRÖMFÖRSYNINGSENHED BALLAST STRÖMFÖRSÖRJNINGSANORDNING БЛОК ПИТАНИЯ 电源 MZ14 - MZ15	
MI59 - MI60 - MI61 MI62 - MI63 - MI64 MI65 - MI66 - MI67 MI68 - N199 - N173 N174 - N175 - N176 N177 - N178 - N179 N203	5	
IT	E' possibile collegare in serie fino a 5 m di Led Strip accettando delle differenze di luminosità sulla linea	
EN	The in-series connection of LED strips is possible up to 5 m allowing for any differences in luminosity on the line.	
FR	Il est possible de brancher en série jusqu'à 5 mètres de "Led Strip" sous réserve d'accepter des différences de luminosité sur la ligne.	
DE	Es können bis zu 5 m "LED Strip" in Serie geschaltet werden, wobei jedoch unterschiedliche Helligkeiten entlang der Linie entstehen.	
NL	Het is mogelijk tot aan 5 m "Led Strips" op dezelfde serie aan te sluiten als u verschillen van lichtintensiteit op de lijn kunt accepteren.	
ES	Se puede conectar en serie hasta 5 m de "Led Strip" aceptando diferencias de luminosidad en la línea.	
DA	Man kan serieforbinde op til 5 m "Led Strip", hvilket vil medføre forskelle i lysstyrken på linjen.	
NO	Det er mulig å koble opptil 5 m "Led Strip" i serie ved å godta lysforskjeller på linjen.	
SV	Det går att serieansluta upp till 5 m "Led Strip" genom att acceptera ljusskillnaderna på linjen.	
RU	Можно последовательно подсоединить вплоть до 5 м "Led Strip", допуская разницу в освещении на линии.	
ZH	LED 灯条串联连接可达 5 米, 并且线路上灯可以呈现不同的亮度。	



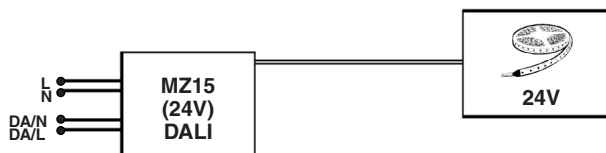
art MI64 - MI65 - MI66 - MI67 - MI68



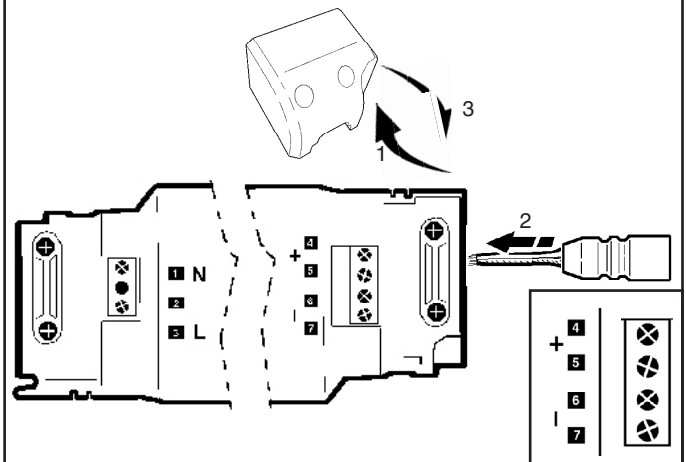
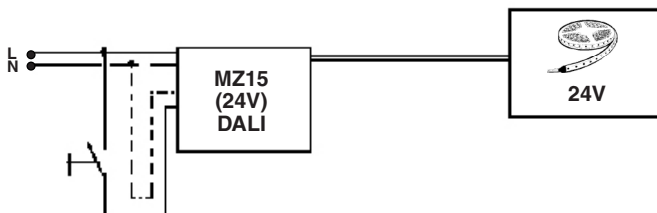
ART	Ampere/m[A]	
MI59 - MI60 - MI61 MI62 - MI63 - MI64 MI65 - MI66 - MI67 MI68 - N199 - N173 N174	0,6	
N175 - N176 - N177 N178 - N179 - N203	0,82	
$L = \frac{25 \times S}{A \times m}$ <p>             S = Sezione cavo in Rame [mm ^2]              A = Ampere/m              m = Metri totali collegati alla Linea                S = Copper cable section [mm ^2]              A = Ampere/m              m = Total metres connected to the line                S = Section du câble en cuivre [mm ^2]              A = Ampères/m              m = Total des mètres raccordés à la ligne                S = Durchmesser Kupferkabel [mm ^2]              A = Ampere/m              m = Summe der an die Linie angeschlossenen Meter                S = Sectie koperen kabel [mm ^2]              A = Ampère/m              m = totaal aangesloten Meters op de Lijn                S = Sección cable de cobre [mm ^2]              A = Ampere/m              m = Metros totales conectados a la línea                S = Tværsnit kobberkabel [mm ^2]              A = Ampere/m              m = Meter i alt tilsluttet linjen                S = Kabletverrsnitt i kobber [mm ^2]              A = Ampere/m              m = Meter totalt tilkoblet til linjen                S = Kopparkabelns tvärsnitt [mm ^2]              A = Ampere/m              m = Totalt antal meter anslutna till linjen                S = Сечение медного провода [мм ^2]              A = Ампер/м              m = Всего метров, подсоединенных к Линии                S = 铜电缆截面[平方毫米]              A = 安培/米              m = 连接到线路上的总长度 (按米计算)           </p>		<p>24V</p>
		<p>24V</p>
		<p>24V</p>



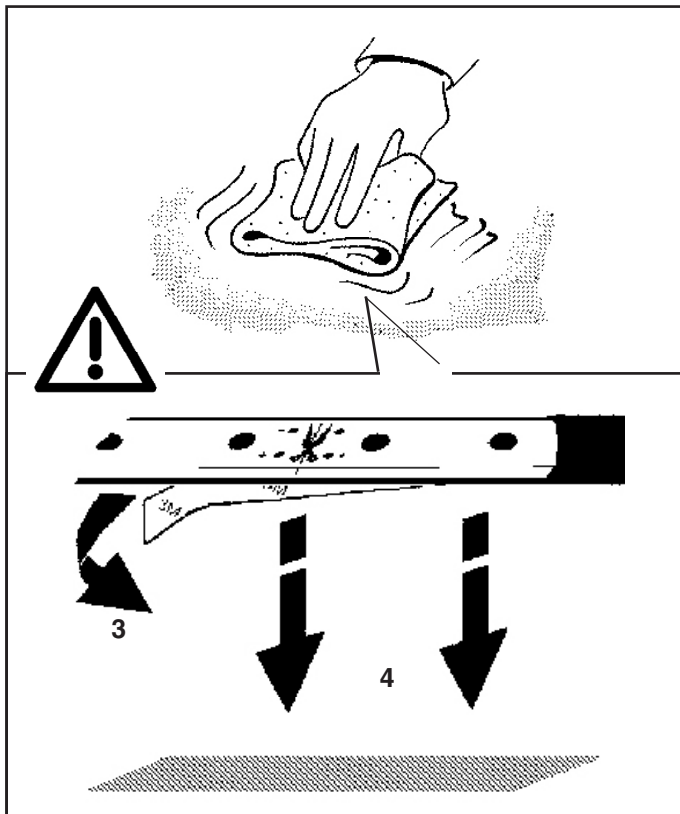
## DALI



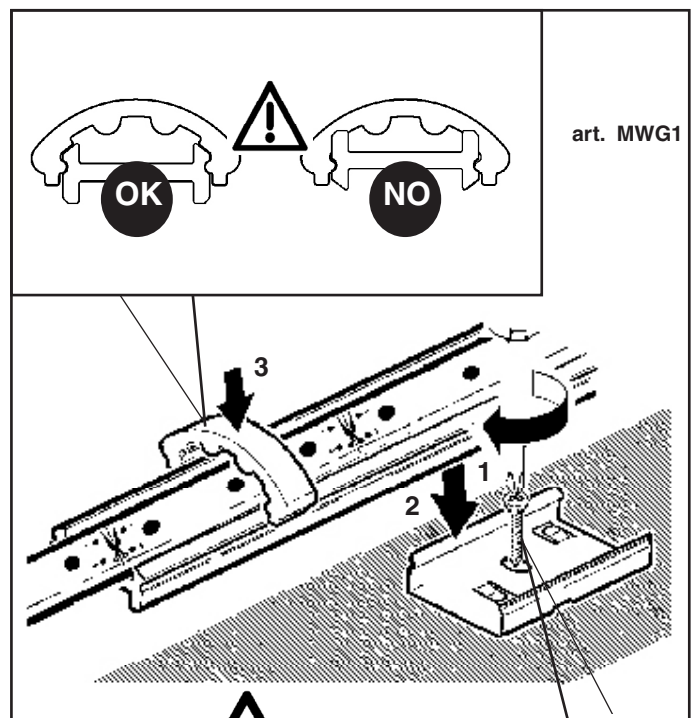
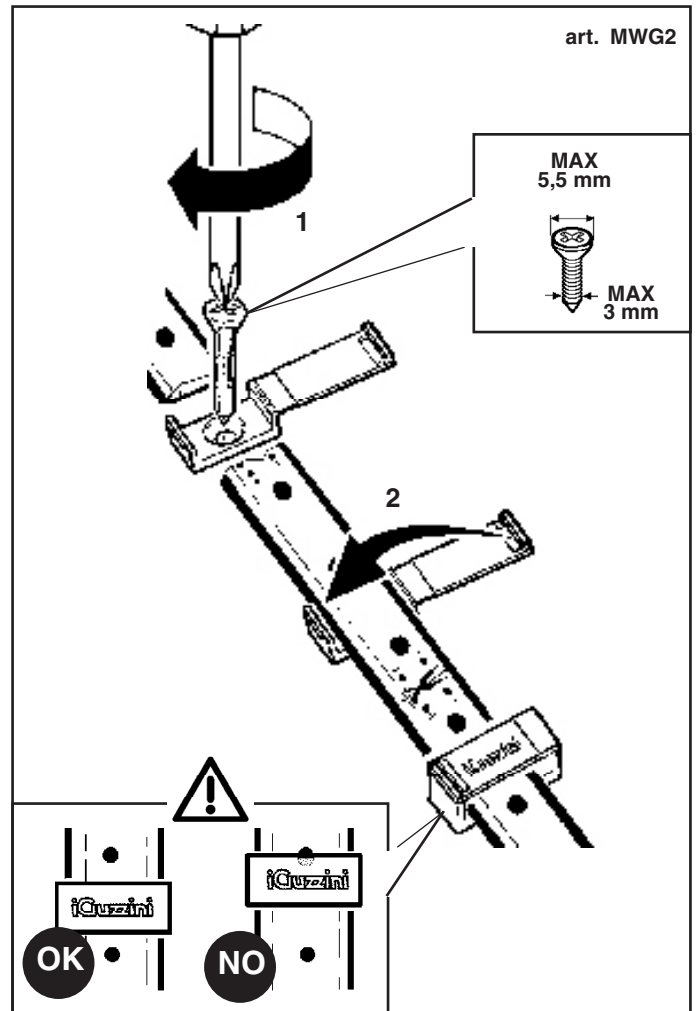
## TOUCH DIM



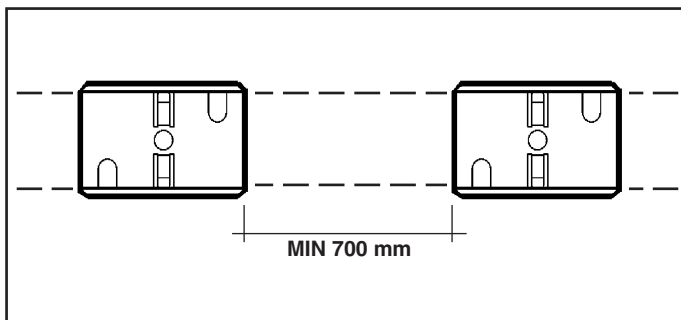
- IT** Le prestazioni e la sicurezza dell'apparecchio sono garantite soltanto per oscillazioni della corrente del  $\pm 5\%$  rispetto al valore nominale.  
La conformità alla norma è garantita soltanto utilizzando alimentatori iGuzzini (art.: MZ14/MZ15) od equivalenti di tipo SELV che rispondano alle vigenti norme C.E.I.. Nel caso di utilizzo di driver diversi, per tutte le informazioni tecniche aggiuntive, contattare la iGuzzini.
- EN** The performance level and safety of the lighting fixture are only guaranteed for oscillations of  $\pm 5\%$  in the current, in relation to the nominal value.  
Conformity with the standard is guaranteed only if either iGuzzini ballasts (item code MZ14/MZ15) or equivalent SELV type ballasts which comply with current C.E.I. regulations are used. When using other drivers, contact iGuzzini for any additional technical information.
- FR** Les performances et la sécurité de l'appareil ne sont assurées que pour des oscillations de courant de  $\pm 5\%$  par rapport à la valeur nominale.  
La conformité à la norme n'est assurée qu'en cas d'utilisation de ballasts iGuzzini (réf. : MZ14/MZ15) ou équivalents type SELV conformes aux normes C.E.I.. Si vous utilisez des drivers différents, pour toute information technique supplémentaire, veuillez contacter iGuzzini.
- DE** Die Leistungen und die Sicherheit des Geräts sind nur für vom Vorschaltgerät abgehende Spannungsschwankungen von  $\pm 5\%$  in Bezug auf den Nennwert gewährleistet.  
Die Übereinstimmung mit den Vorschriften ist nur bei Verwendung von iGuzzini-Netzteilen (Art.: MZ14/MZ15) oder gleichwertigen des Typs SELV, die den gültigen CEI-Bestimmungen entsprechen, gewährleistet.  
Werden andere Treiber verwendet, ist für sämtliche zusätzlichen technischen Informationen iGuzzini zu Rate zu ziehen.
- NL** De prestaties en de veiligheid van het apparaat zijn alleen gegarandeerd voor spanningsvariaties van  $\pm 5\%$  ten opzichte van de nominale waarde.  
De conformiteit aan de norm wordt alleen gegarandeerd als u iGuzzini voorschakelapparaten gebruikt (art.: MZ14/MZ15) of overeenkomstige, van het type SELV, die aan de geldende C.E.I. normen voldoen.  
En caso de utilización de drivers diferentes, para conocer la información técnica adicional ponerse en contacto con iGuzzini.
- ES** Las prestaciones y la seguridad del aparato están garantizada solamente con oscilaciones de la corriente del  $\pm 5\%$  respecto al valor nominal.  
La conformidad a la norma se garantiza solamente con el uso de alimentadores iGuzzini (art.: MZ14/MZ15) o equivalentes de tipo SELV que cumplen las normas vigentes C.E.I.. Voor het gebruik van andere drivers dient u contact op te nemen met iGuzzini voor alle verdere technische informatie.
- DA** Armaturets ydelse og sikkerhed kan kun garanteres ved strømudsving på  $\pm 5\%$  i forhold til den nominelle værdi.  
Opfyldelse af reglerne garanteres kun ved brug af strømforsyningsenheder fra iGuzzini (art.: MZ14/MZ15) eller tilsvarende af typen SELV, der opfylder kravene i C.E.I.-standarderne. Hvis du anvender forskellige drivere, bedes du kontakte iGuzzini for alle de øvrige tekniske informationer.
- NO** Ytelsesnivået og sikkerheten til lysarmaturen kan kun garanteres for svingninger på  $\pm 5\%$  i strømmen, i forhold til nominell verdi.  
Samsvar med forskriften garanteres bare ved bruk av transformatorer fra iGuzzini (art.: MZ14/MZ15) eller tilsvarende av typen SELV som tilsvarer gjeldende forskrifter C.E.I.. Ved bruk av forskjellige drivere, ta kontakt med iGuzzini for all ekstra teknisk informasjon.
- SV** Utrustningens prestanda och säkerhet garanteras endast vid en strömoscillation på  $\pm 5\%$  i förhållande till nominellt värde.  
Överensstämmelse med standard garanteras endast genom att använda nättaggregat av typ iGuzzini (art.: MZ14/MZ15) eller motsvarande av typ SELV som överensstämmer med gällande C.E.I.-standard.  
Vid användning av andra drivenheter ber vi att ni kontaktar iGuzzini för vidare teknisk information.
- RU** Эксплуатационные качества и безопасность прибора гарантируются только при колебаниях тока  $\pm 5\%$  от номинального значения.  
Соответствие нормативу гарантируется только при использовании драйверов iGuzzini (арт.: MZ14/MZ15) или аналогичных типа SELV, отвечающих нормам ЕЭС. Для получения необходимой технической информации при использовании других драйверов свяжитесь с компанией iGuzzini.
- ZH** 只有在电流的额定值 $\pm 5\%$ 的情况下，才可以保证装置的使用性能及安全性  
只有在使用的IGUZZINI的供电电源（MZ14/MZ15产品）或者与之相同的SELV种类的符合C.E.I.法规的供电电源情况下，产品的合格性才能被保证  
如果使用其他驱动器，请联系iGuzzini公司了解所有其他技术信息。



- IT** Le superfici devono essere pulite e asciutte, ad una temperatura superiore a 15°C. Per la pulizia utilizzare eptano o alcool isopropilico, asciugare con un panno pulito e attendere che i solventi siano perfettamente evaporati prima dell'applicazione.
- EN** The surfaces must be clean and dry, and at a temperature of at least 15°C. To clean them, use heptane or isopropyl alcohol, then dry them with a clean cloth so the solvents have evaporated completely before they are applied.
- FR** Les surfaces doivent être propres et sèches, à une température supérieure à 15°C. Pour le nettoyage, utiliser de l'heptane ou de l'alcool isopropylique, sécher avec un chiffon propre et attendre l'évaporation complète des solvants avant l'application.
- DE** Die Oberflächen müssen sauber und trocken sein, die Raumtemperatur sollte über 15°C liegen. Für die Reinigung Heptan oder Isopropyl-Alkohol verwenden, mit einem sauberen Tuch trocknen und vor dem Auftragen warten, bis die Lösungsmittel vollständig verdunstet sind.
- NL** De oppervlakken moeten droog en schoon zijn en een temperatuur hebben die hoger is dan 15°C. Reinigen met heptaan of isopropylalcohol. Met een doek droogmaken en vóór de applicatie wachten tot de oplosmiddelen volledig verdampst zijn.
- ES** Las superficies deben estar limpias y secas, y a una temperatura superior a 15 °C. Para la limpieza, utilizar heptano o isopropanol, secar con un paño limpio y esperar a que los disolventes se hayan evaporado por completo antes de la aplicación.
- DA** Overfladerne skal være rene og tørre, med en temperatur på over 15°C. Brug heptan eller isopropylalkohol til rengøringen, tør efter med en ren klud og vent til opløsningsmidlerne er fuldstændigt fordampede, før påføring.
- NO** Overflatene må være rene og tørre, og ha en temperatur på over 15°C. For rengjøringen bruker du heptan eller isopropylalkohol, tørker med en ren klut og venter til løsemidlene har fordampet helt før påføring.
- SV** Ytorna ska vara rena och torra och hålla en temperatur över 15°C. Rengör med heptan eller isopropylalkohol, torka med en ren trasa och vänta tills lösningsmedlen har avdunstat helt innan applicering.
- RU** Поверхности должны быть чистыми и сухими, при температуре не выше 15°C. Для очистки используйте гептан или изопропиловый спирт, вытирайте насухо чистой тканью и дожидайтесь полного испарения растворителей перед нанесением.
- ZH** 表面应保持清洁干燥，温度超过15°C。清洁时需使用庚烷或异丙醇，用干净的布擦干并等待溶剂完全蒸发后再使用。



INSTALLAZIONE DEGLI ACCESSORI  
 INSTALLING THE ACCESSORIES  
 INSTALLATION DES ACCESSOIRES  
 INSTALLATION DER ZUBEHÖRTEILE  
 HET INSTALLEREN VAN DE ACCESSOIRES  
 INSTALACION DE ACCESORIOS  
 INSTALLATION AF TILBEHØR  
 INSTALLERING AV TILBEHØRET  
 INSTALLATION AV TILLBEHÖR  
 МОНТАЖ ВСПОМОГАТЕЛЬНЫХ КОМПЛЕКТУЮЩИХ  
 附件的安装



IT N.B.: Per la sostituzione del LED contattare l'azienda iGuzzini.

EN N.B.: For information on LED replacement please contact iGuzzini.

FR N.B.: Pour procéder au remplacement de la LED, adressez-vous à la société iGuzzini.

DE N.B.: Bezüglich des Austausches der LED kontaktieren Sie bitte die Firma iGuzzini.

NL N.B.: Voor het vervangen van de LED neemt u contact op met het bedrijf iGuzzini.

ES NOTA: Para sustituir el LED llame a la empresa iGuzzini.

DA N.B.: For udskiftning af lysdioden, skal man kontakte iGuzzini.

NO N.B.: For informasjon om skifte av LED, vennligst ta kontakt med iGuzzini.

SV OBS! För byte av lysdioden, kontakta företaget iGuzzini.

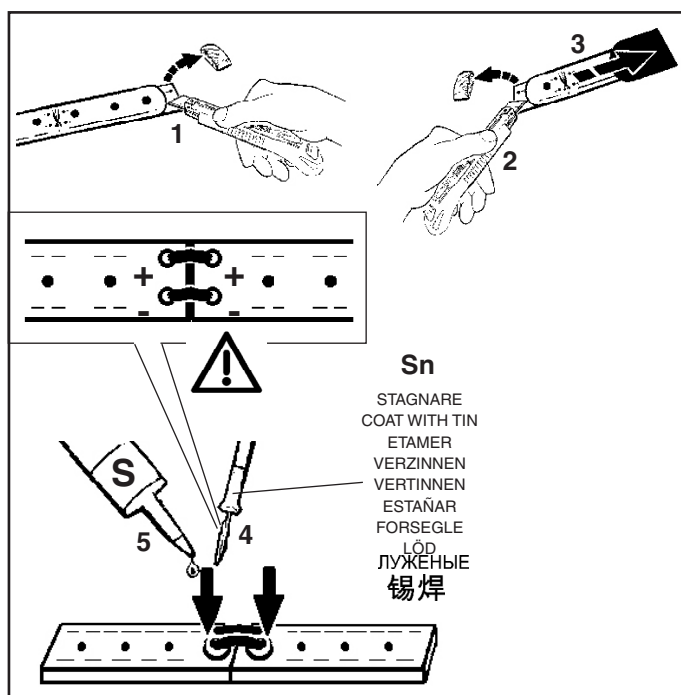
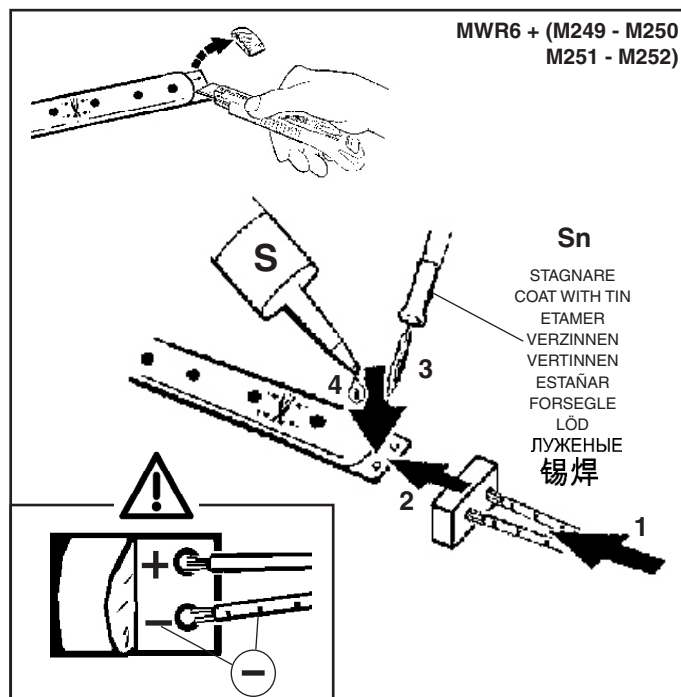
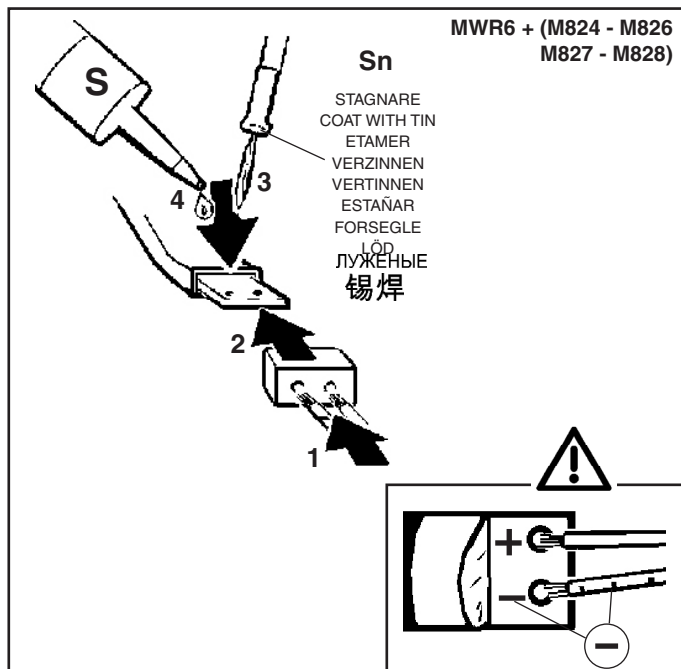
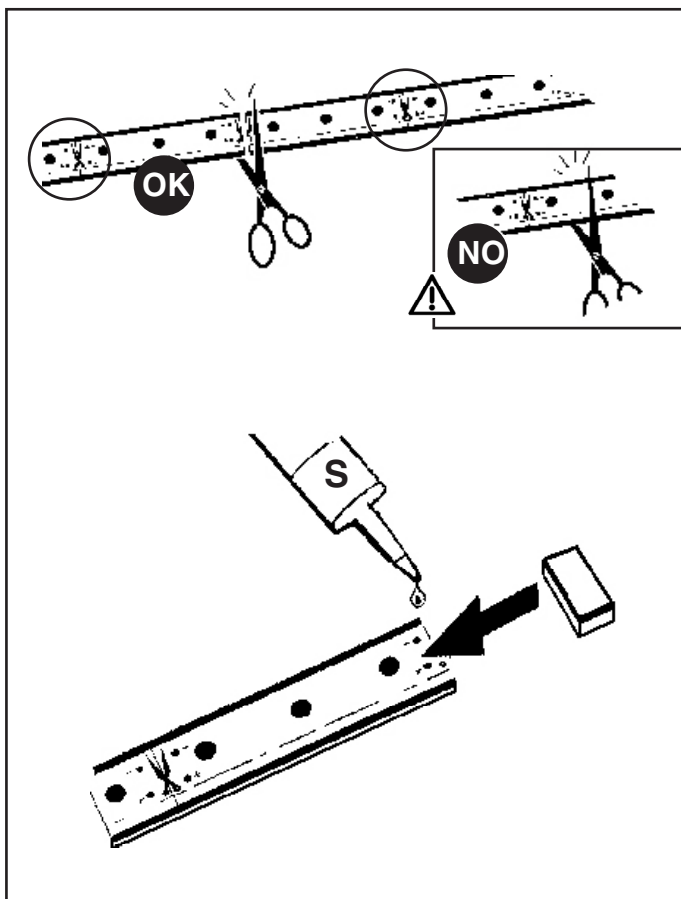

RU ПРИМЕЧАНИЕ: Для замены СИДов обращайтесь в компанию iGuzzini.

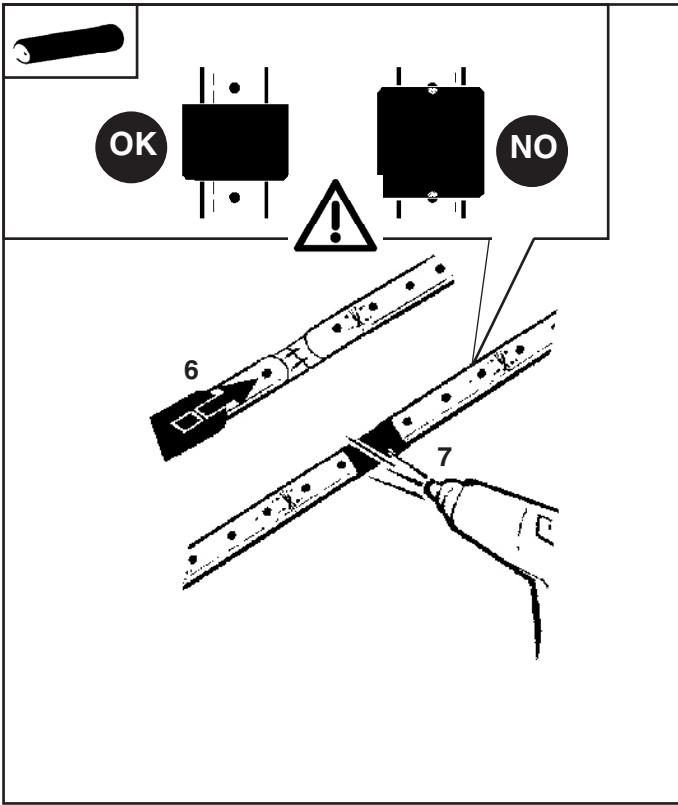
ZH 注意：如需LED更换的信息，请联系iGuzzini。

**ACCESSORI PROFILI  
PROFILES ACCESSORIES  
ACCESSOIRES PROFILES  
ZUBEHOER PROFILE  
PROFIEL ONDERDELEN  
ACCESORIOS PERFILES  
TILBEHØR PROFILER  
TILBEHØR PROFILER  
ACCESSOARER PROFILER**

Аксессуары профилей

配件配置文件





IT N.B.: Il grado di protezione del sistema, é garantito soltanto se si effettua correttamente l'operazione di siliconatura (S) con silicone fornito dalla iGuzzini.

EN N.B.: The degree of protection offered by the system is only guaranteed if the siliconisation procedure is performed correctly using silicone supplied by iGuzzini.

FR N.B.: L'indice de protection du système n'est assuré que si l'application de silicone a été effectuée correctement et que le silicone a été fourni par iGuzzini.

DE N.B.: Der Schutzgrad des Systems ist nur gewährleistet, wenn die Abdichtung mit dem von iGuzzini gelieferten Silikon korrekt ausgeführt wird.

NL N.B.: De beschermingsgraad van het systeem is alleen dan gegarandeerd als het silicone, dat door iGuzzini wordt geleverd, goed is aangebracht.

ES N.B.: El grado de protección del sistema está garantizado sólo si se realiza correctamente la operación de siliconado (S) con silicona suministrada por iGuzzini.

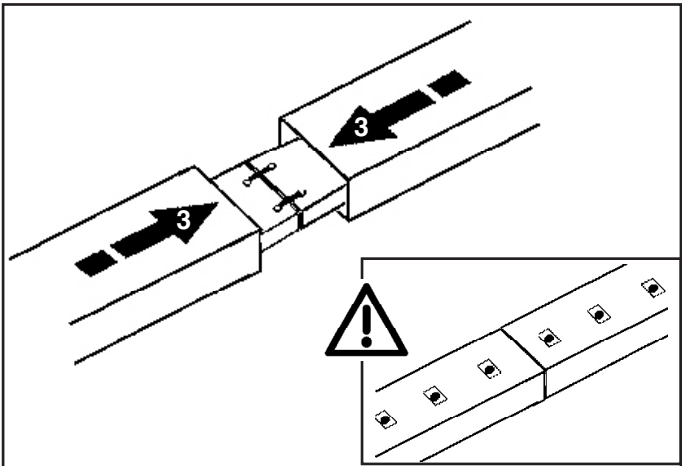
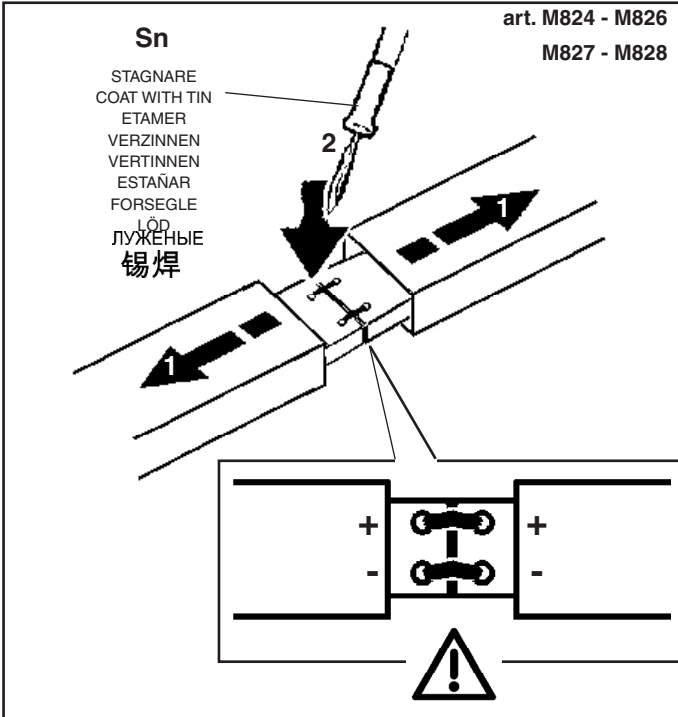
DA N.B.: Beskyttelsesgraden på systemet kan kun garanteres, hvis der påføres silikone (S) på korrekt vis med silikone leveret af iGuzzini.

NO N.B.: Graden av beskyttelse som tilbys av systemet garanteres kun hvis silikonet, som leveres av iGuzzini, blir påført korrekt.

SV OBS! Systemets skyddsgrad garanteras endast om silikoniseringsproceduren utförs på ett korrekt sätt med silikon från iGuzzini.

RU ПРИМЕЧАНИЕ: Класс электробезопасности системы гарантируется, только если будет правильно выполнена пропитка силиконом, поставляемым iGuzzini.

ZH 注意事项：只有在使用 iGuzzini 提供的硅酮正确施行聚硅酮操作之后系统保护的等级才被保证。



IT N.B.: Con questa operazione non viene più garantito il grado di protezione

EN N.B.: The protection degree is no longer guaranteed after this operation.

FR N.B.: suite à cette opération, l'indice de protection n'est plus garanti

DE Hinweise: Durch Ausführen dieser Operation ist der Schutzgrad nicht mehr garantiert

NL N.B.: Als u deze handling uitvoert wordt de beschermingsgraad niet meer gegarandeerd

ES N.B.: Con esta operación no se garantiza el grado de protección.

DA NB: Med denne handling garanteres beskyttelsesgraden ikke længere.

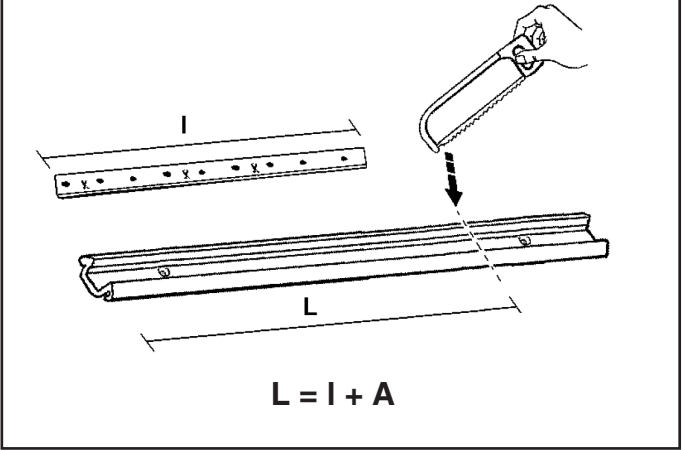
NO NB! Med dette inngrepet er ikke beskyttelsesgraden garantert lenger.


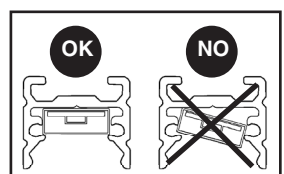
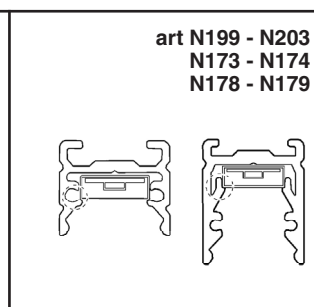
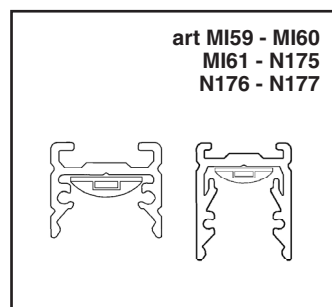
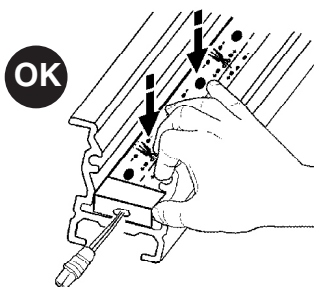
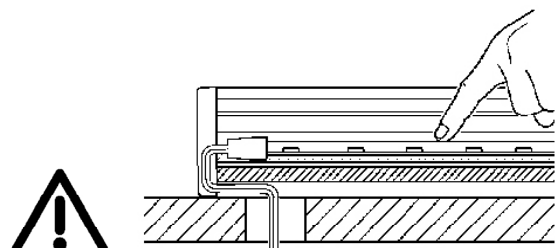
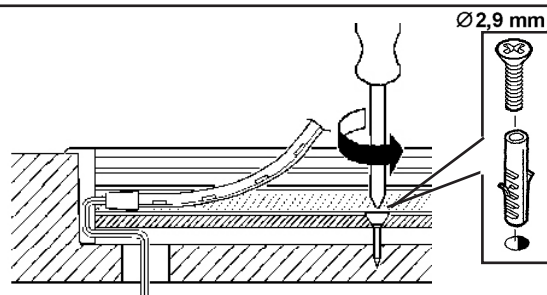
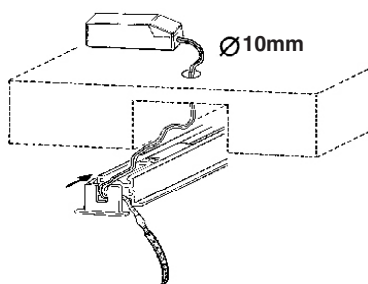
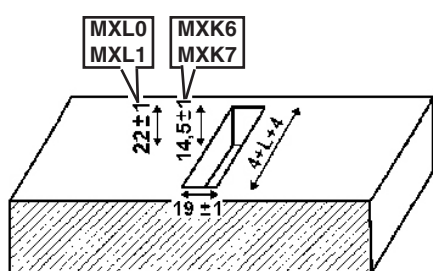
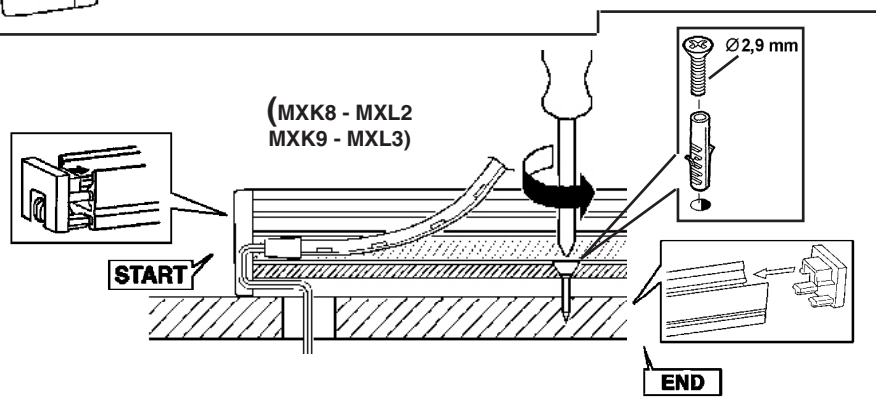
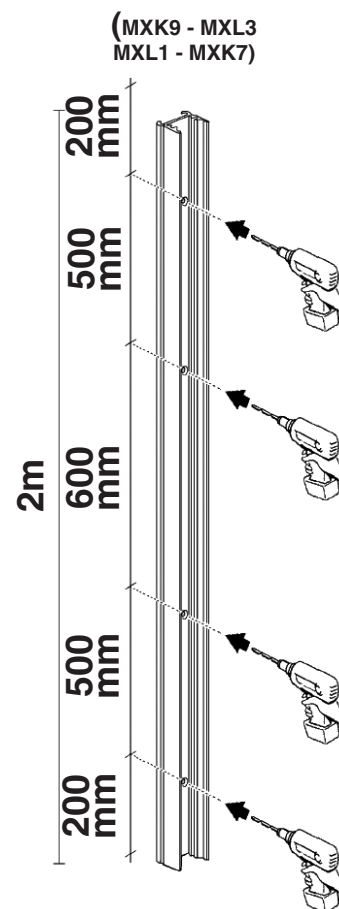
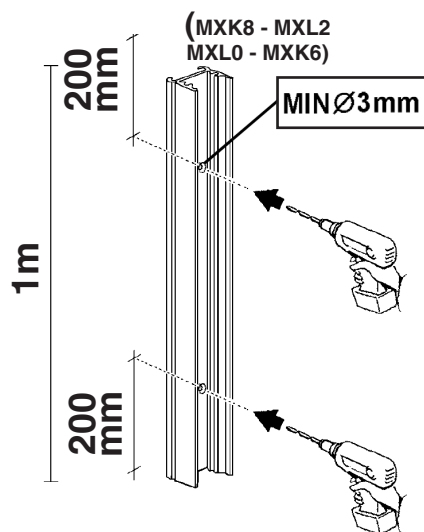
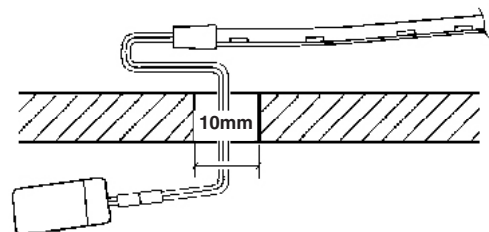
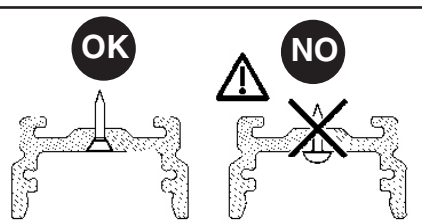
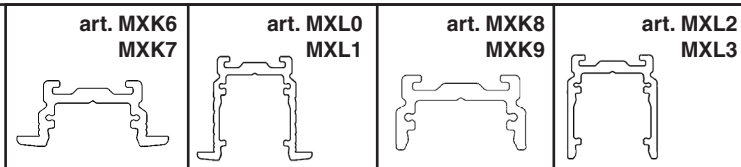
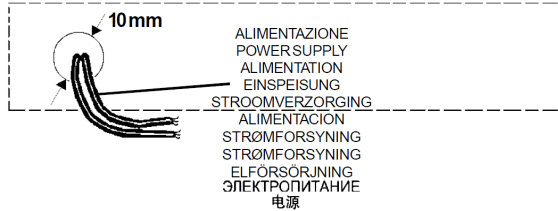
SV OBS! Skyddsklassen garanteras inte efter att denna operation har utförts.

RU ПРИМЕЧАНИЕ: При выполнении этой операции степени защиты более не гарантируется

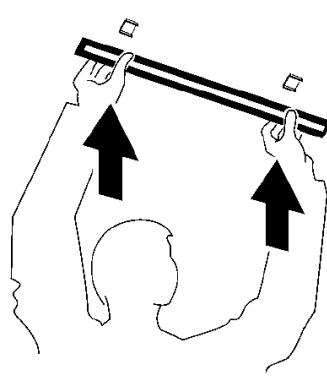
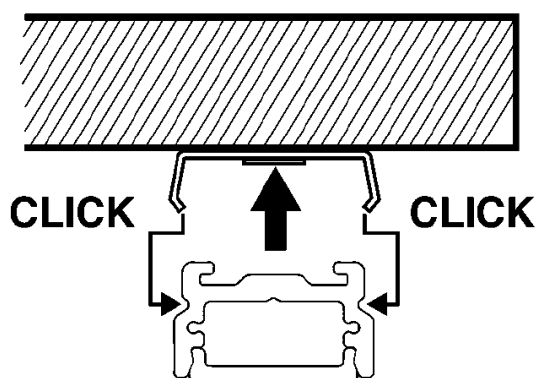
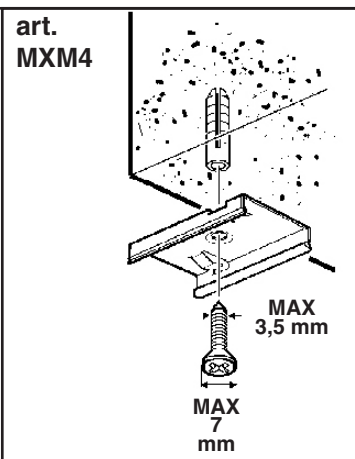
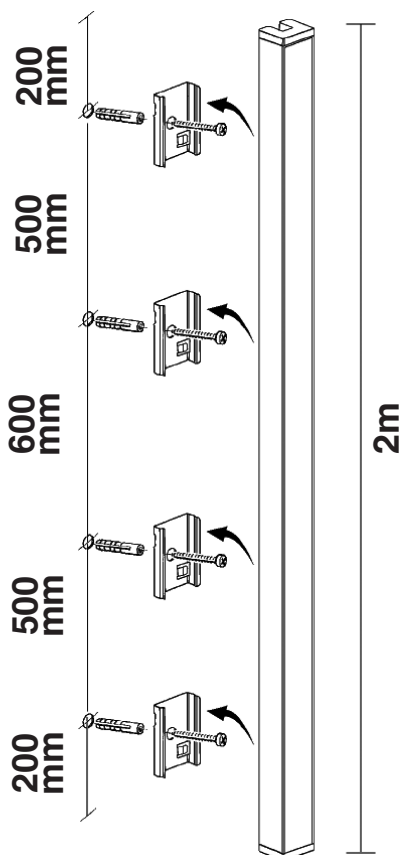
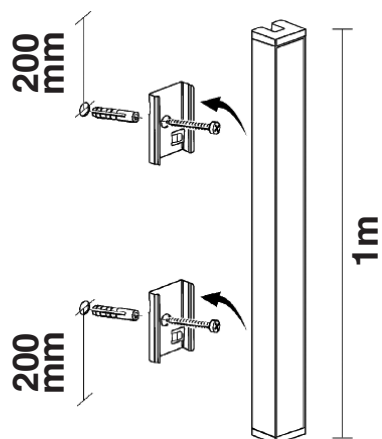

ZH 注意：进行此操作后将无法保证其防护等级。

ART	A (mm)
<b>MXK3 - MXK4 - MXK6</b> <b>MXK7 - MXK8 - MXK9</b> <b>MXL0 - MXL1 - MXL2</b> <b>MXL3</b>	12
<b>MXK5 - MXN8</b>	2


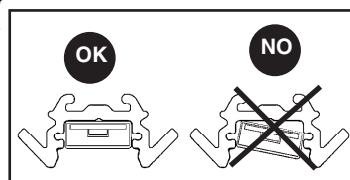
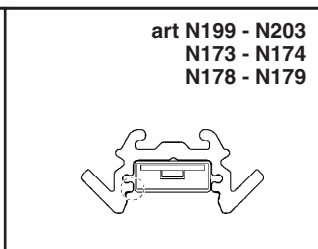
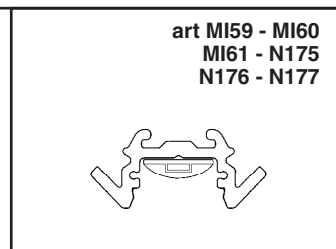
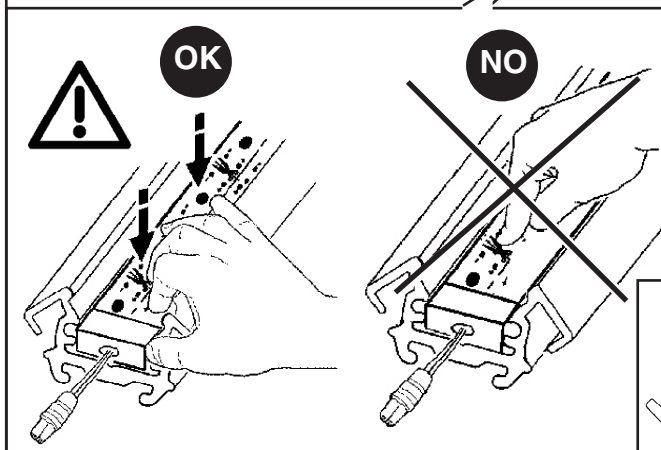
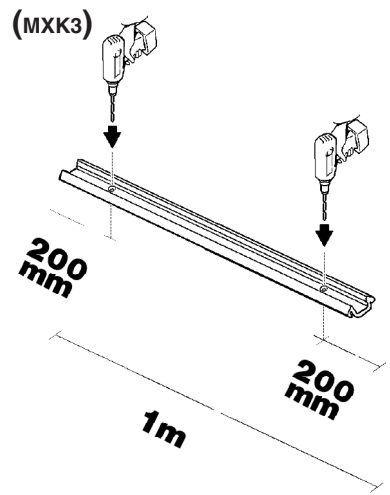
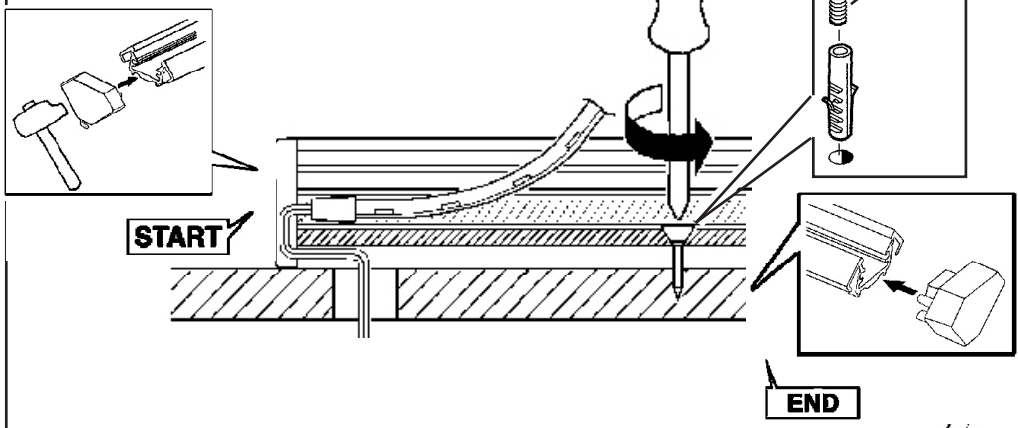
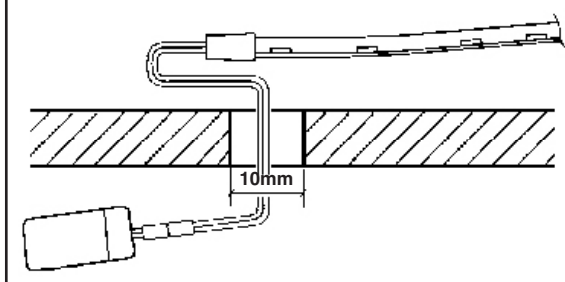
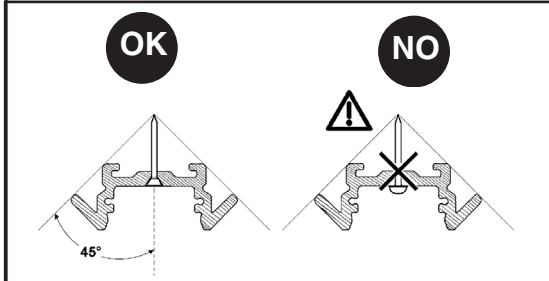
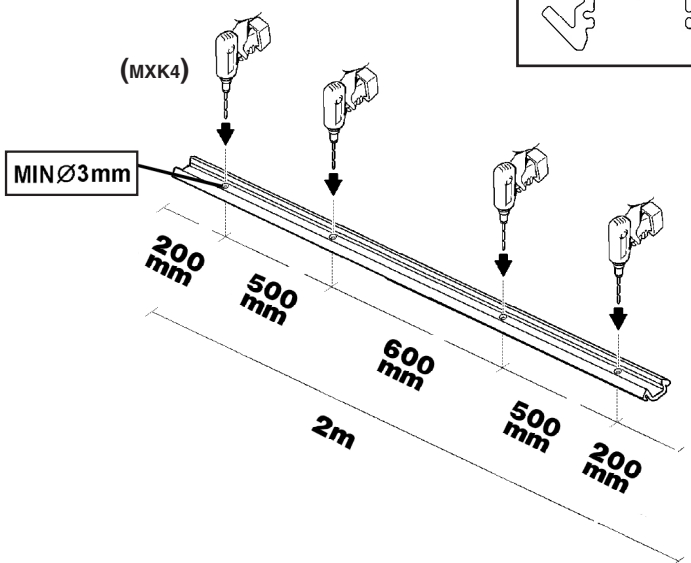

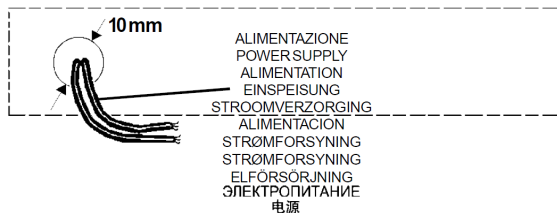


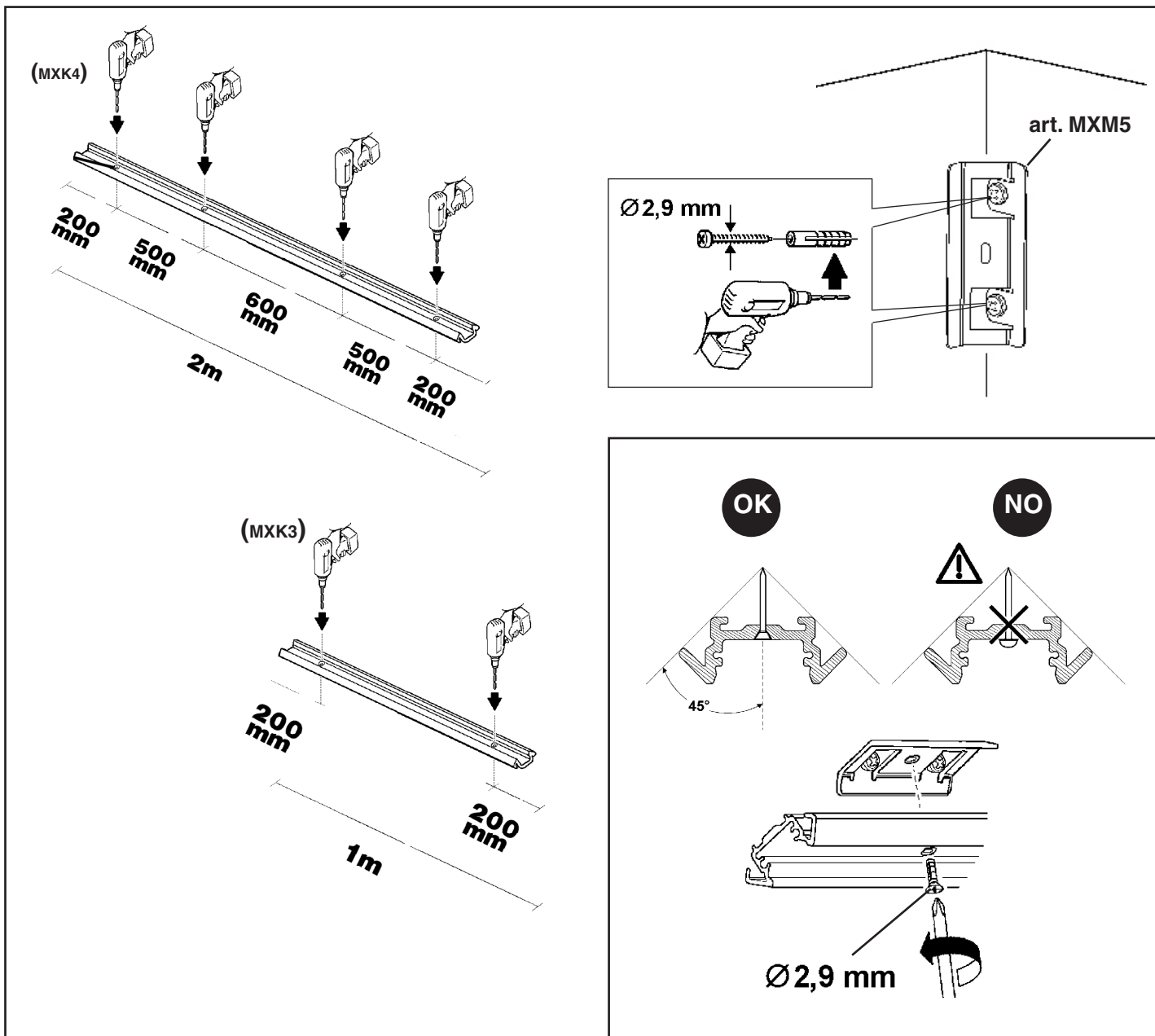


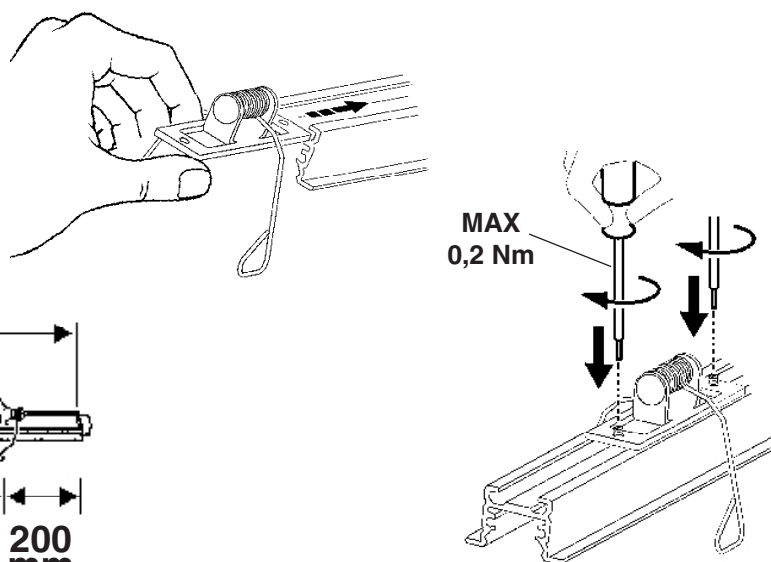
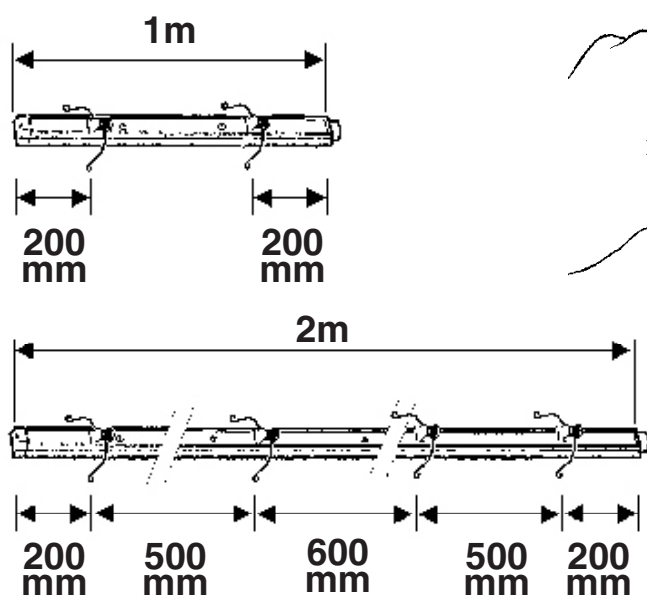
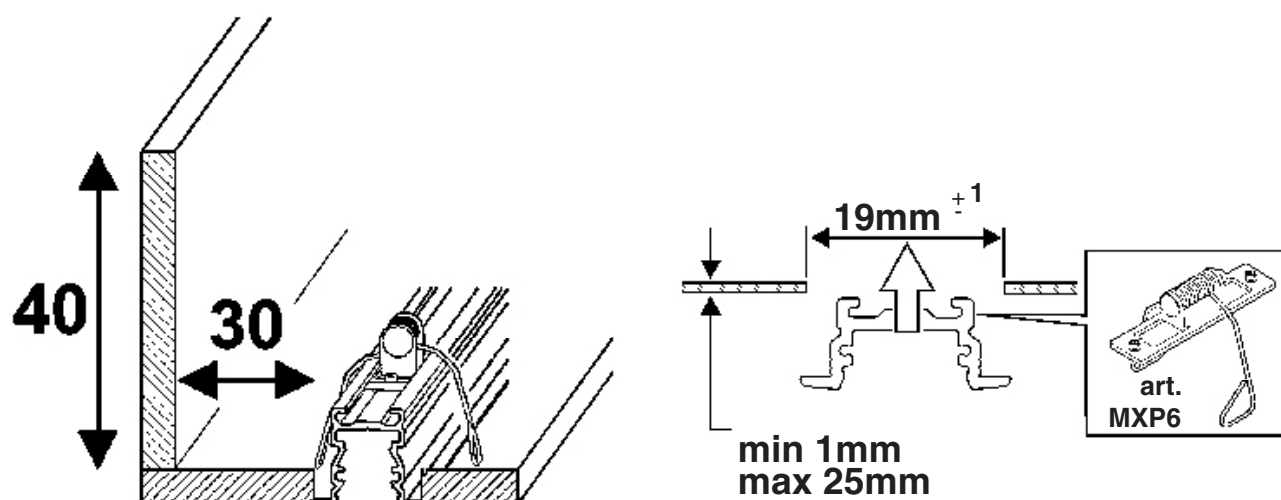
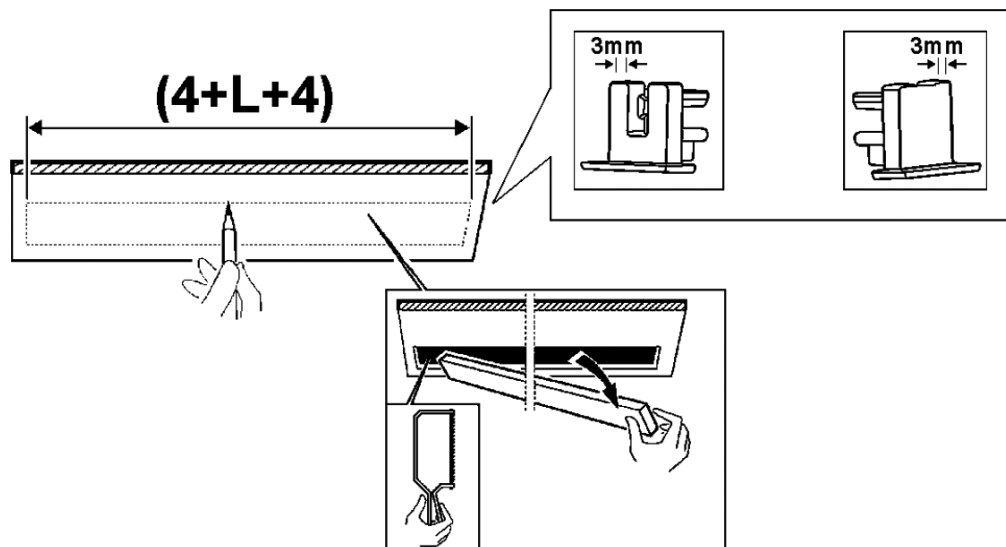
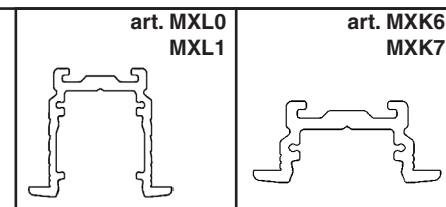


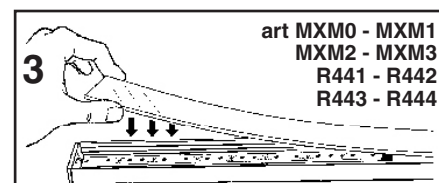
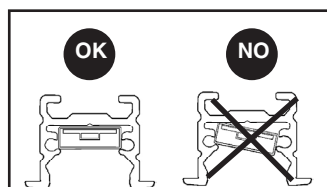
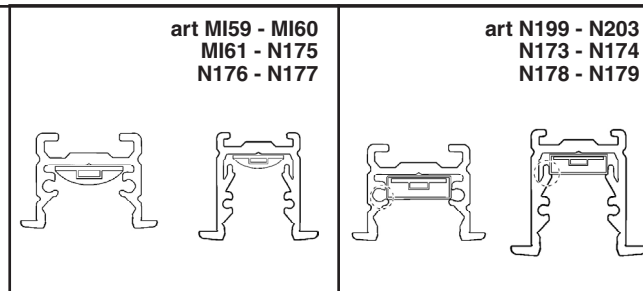
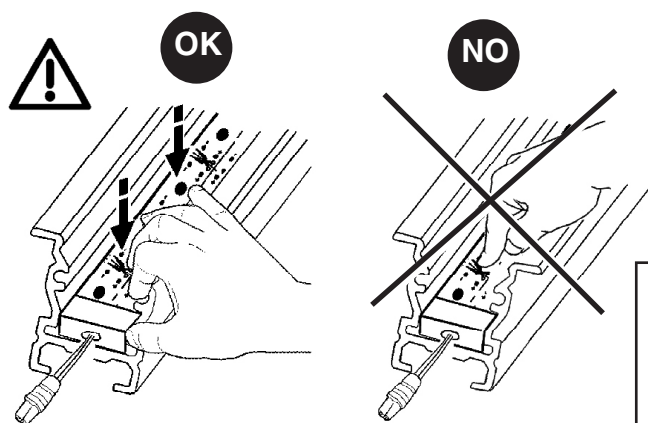
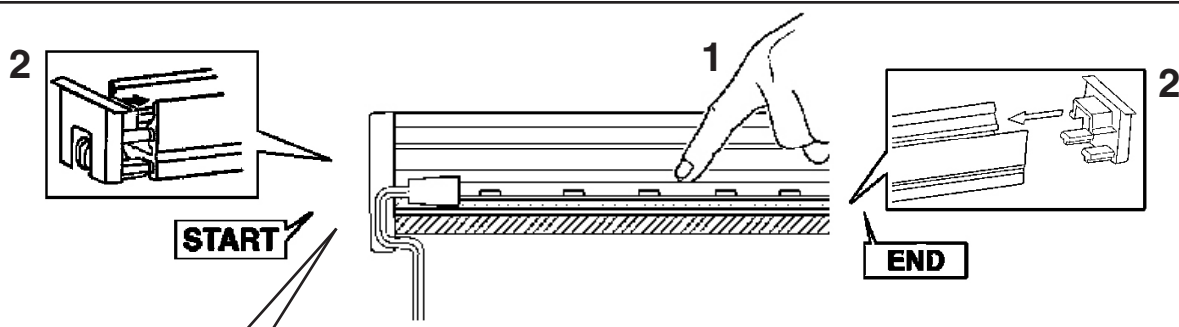
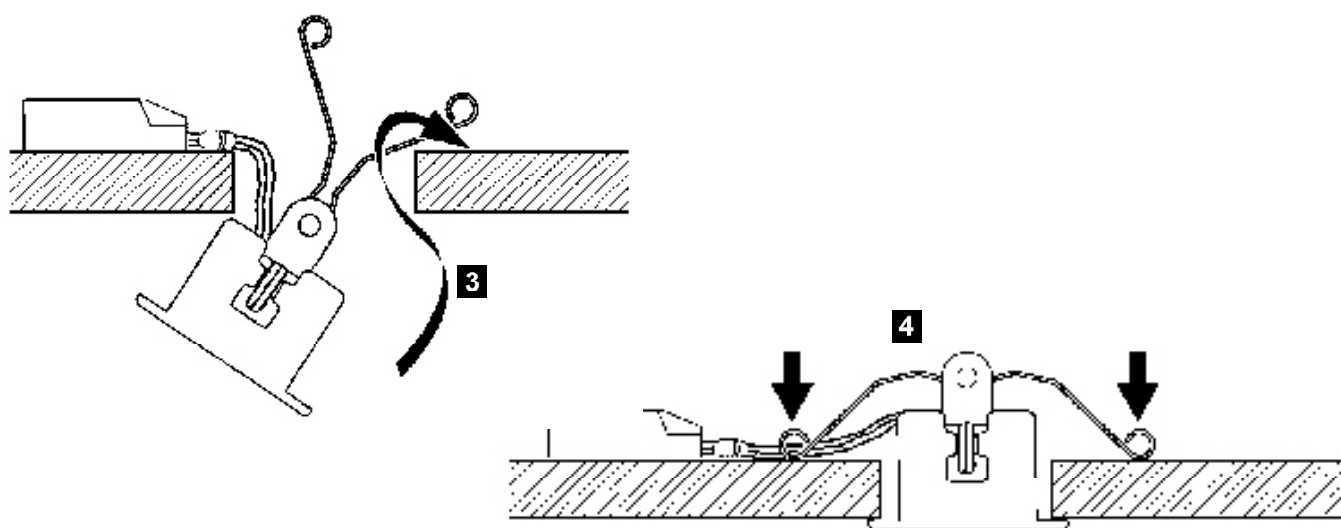
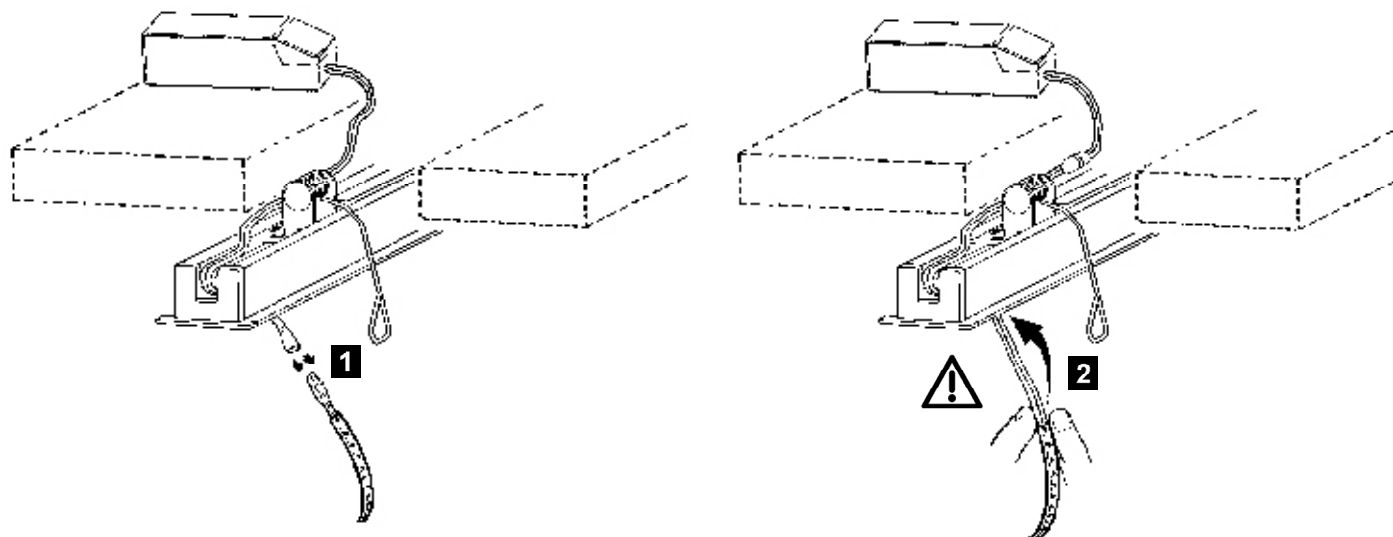




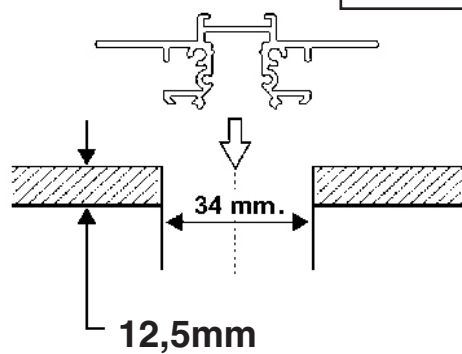




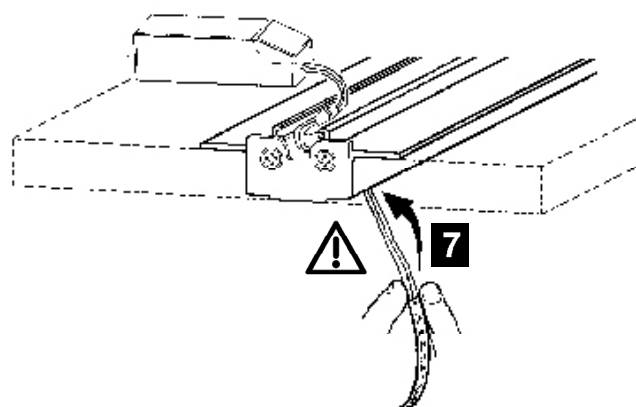
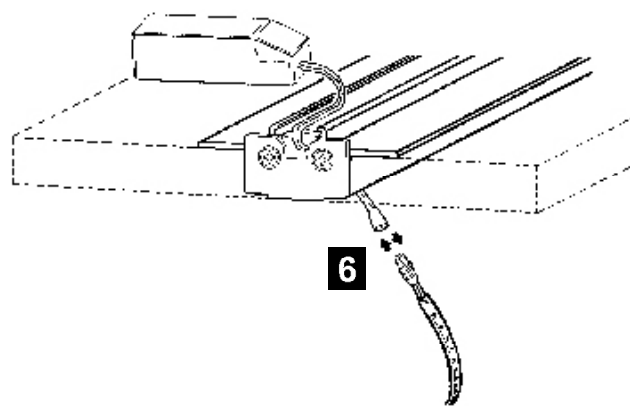
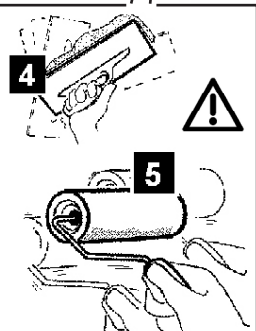
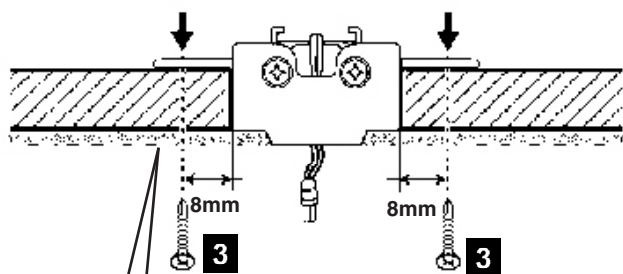
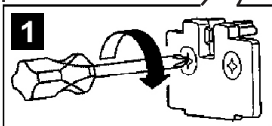
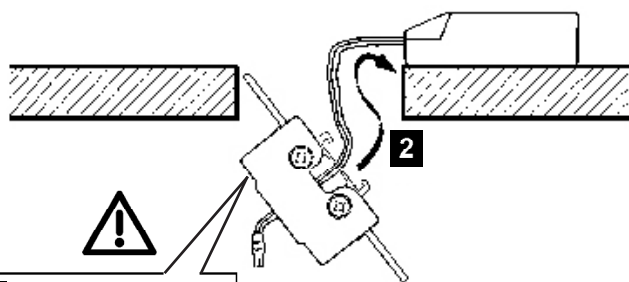
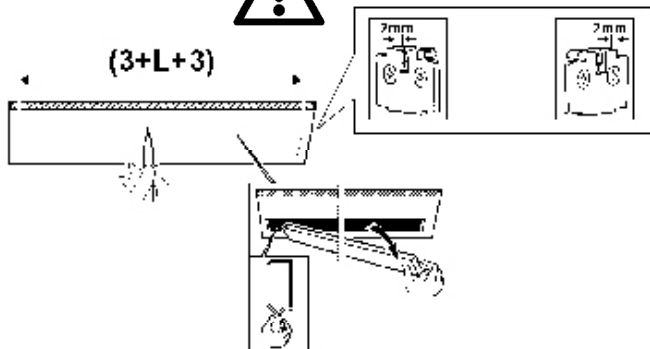




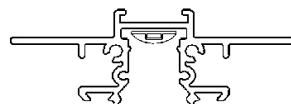
art. MXN8



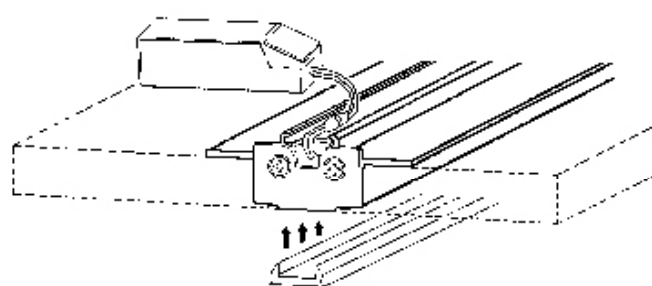
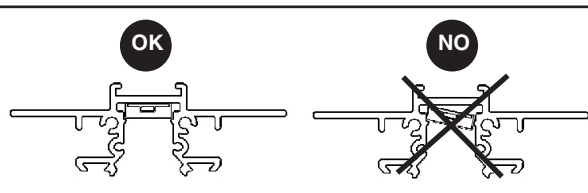
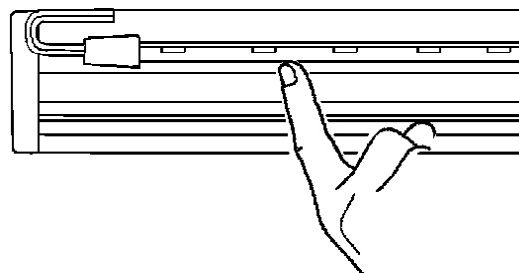

(3+L+3)



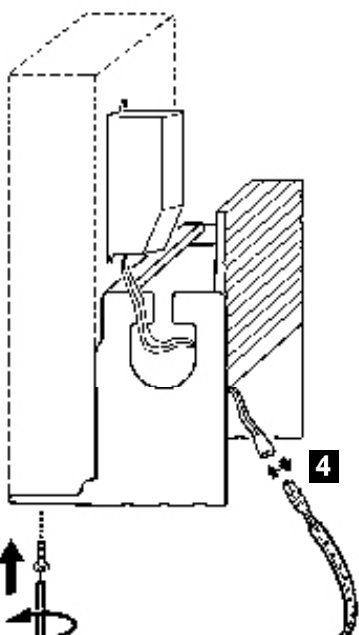
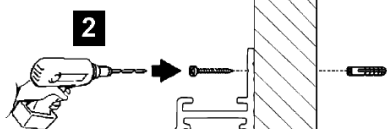
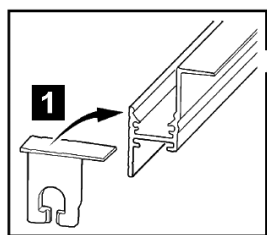
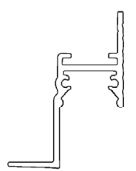
art MI59 - MI60  
MI61 - N175  
N176 - N177



art N199 - N203  
N173 - N174  
N178 - N179

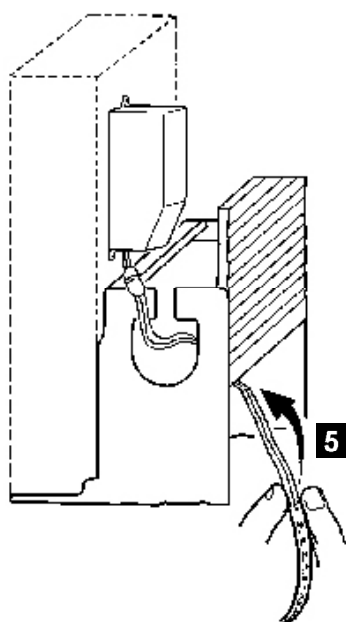


art. MXK5



3

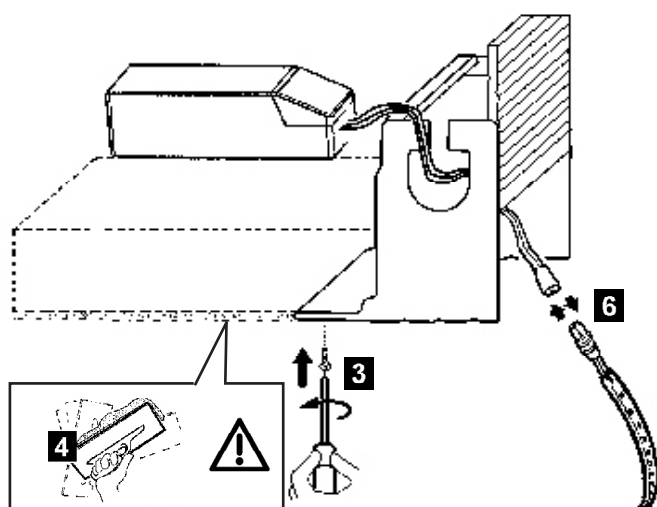
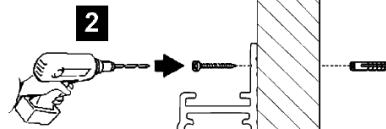
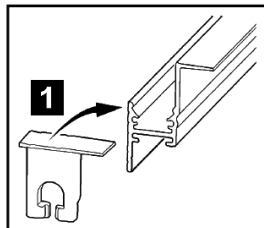
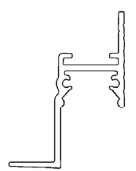
4



5

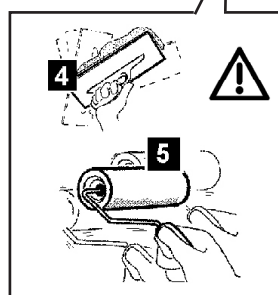


art. MXK5



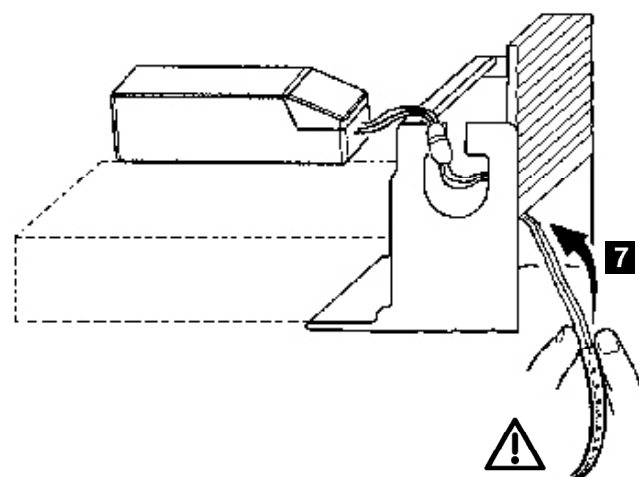
3

6



4

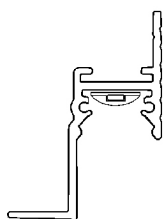
5



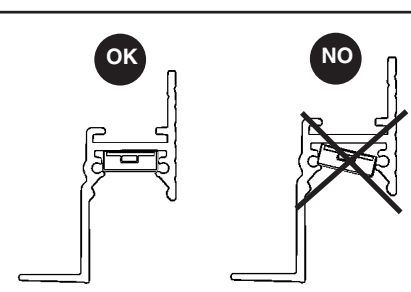

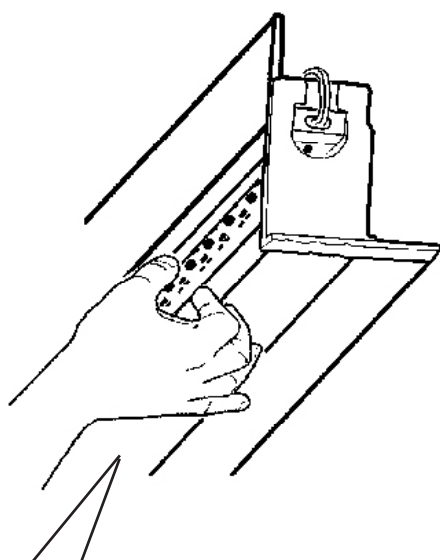
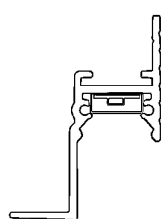
7



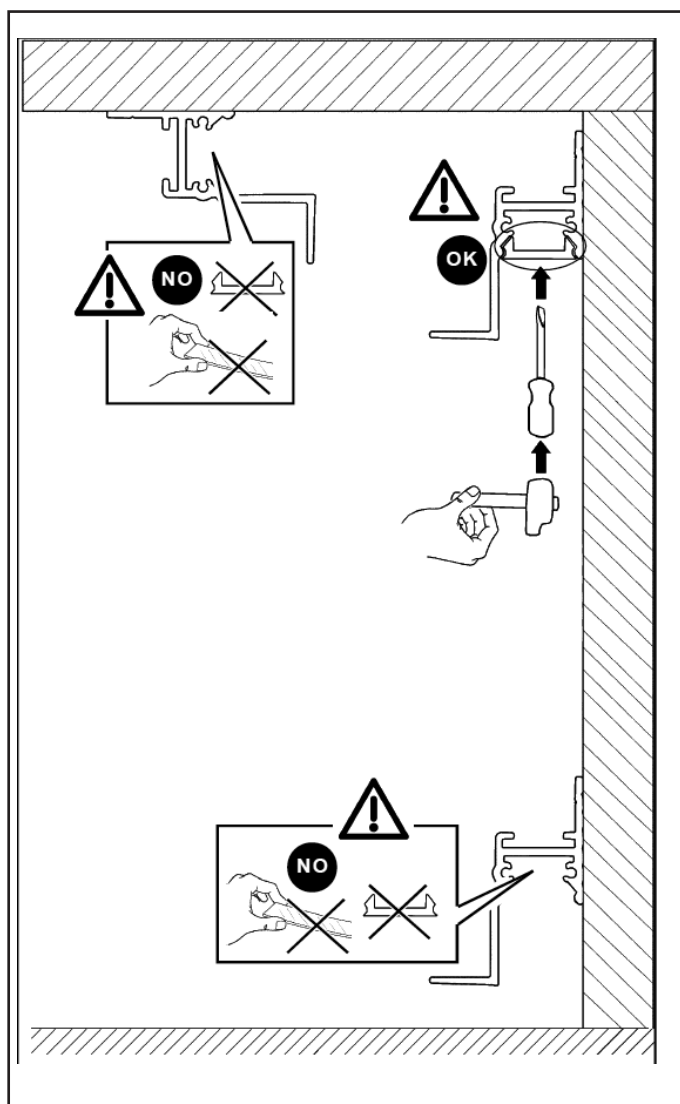
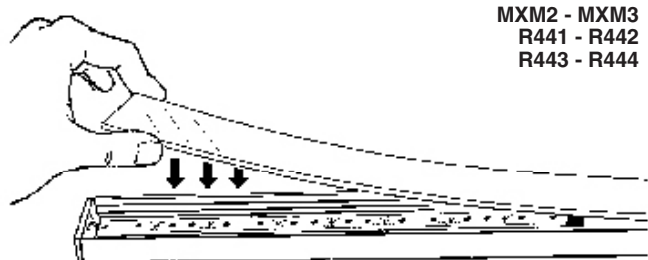
art MI59 - MI60  
MI61 - N175  
N176 - N177



art N199 - N203  
N173 - N174  
N178 - N179

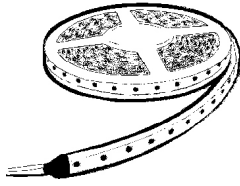


art MXM0 - MXM1  
MXM2 - MXM3  
R441 - R442  
R443 - R444





## UNDERSCORE 15/18 Hi-POWER 24V



تحذير:

AR لا يمكن ضمان سلامة هذا الجهاز إلا إذا التزمت بهذه التعليمات. يجب حفظها في مكان آمن.

IT **ATTENZIONE:**

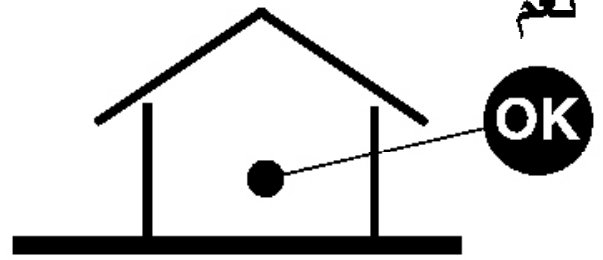
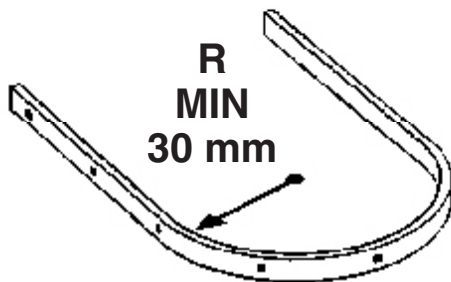


LA SICUREZZA DELL'APPARECCHIO E' GARANTITA SOLO CON L'USO APPROPRIATO DELLE SEGUENTI ISTRUZIONI; PERTANTO E' NECESSARIO CONSERVARLE.

EN **WARNING:**

THE SAFETY OF THIS FIXTURE IS GUARANTEED ONLY IF YOU COMPLY WITH THESE INSTRUCTIONS; REMEMBER TO CONSERVE IN A SAFE PLACE.

ES **ATENCIÓN:**

LA SEGURIDAD DEL APARATO SE GARANTIZA SOLO CUMPLIENDO CUIDADOSAMENTE LAS SIGUIENTES INSTRUCCIONES; POR ELLO, ES NECESARIO CONSERVARLAS.

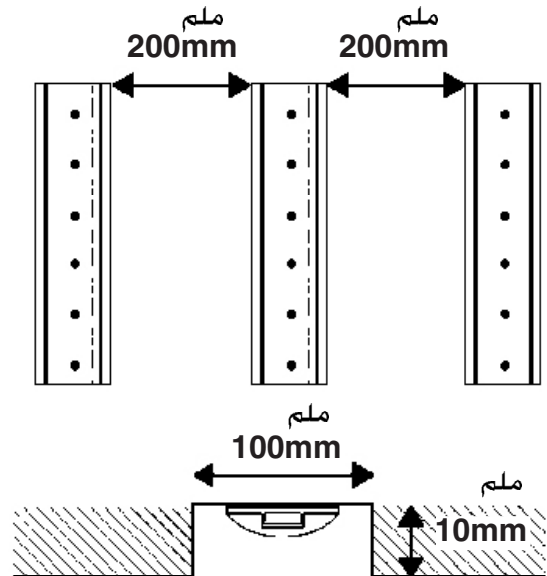


### TUBE VERSION

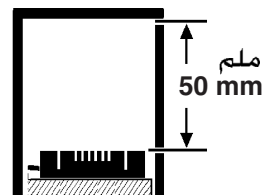
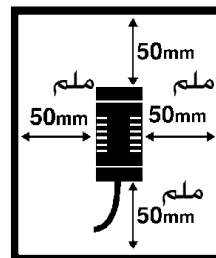
MI64-MI65-MI66-MI67-MI68-N173-N174-N178-N179  
N199-N203

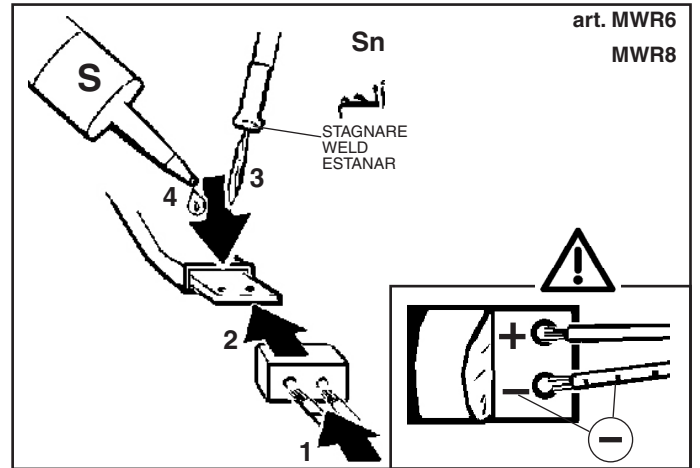
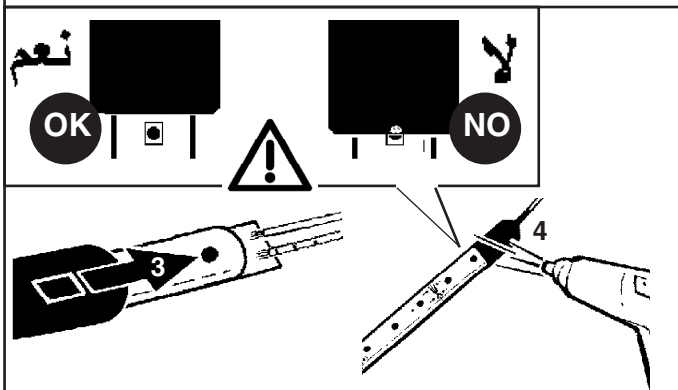
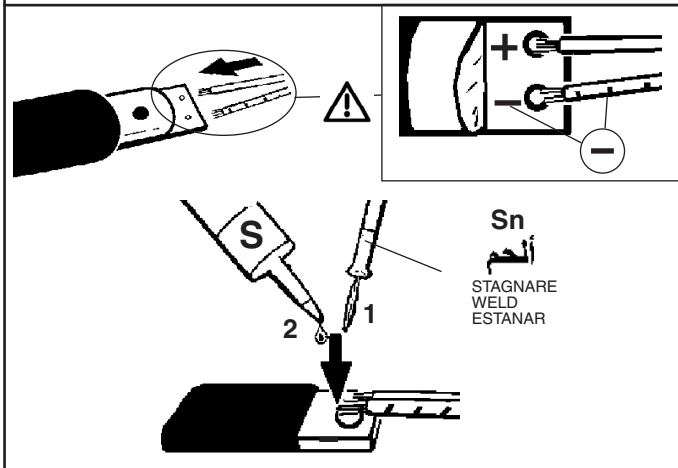
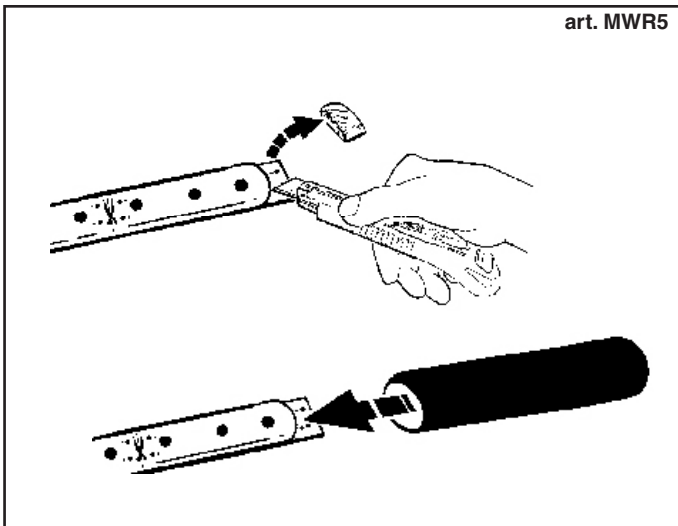
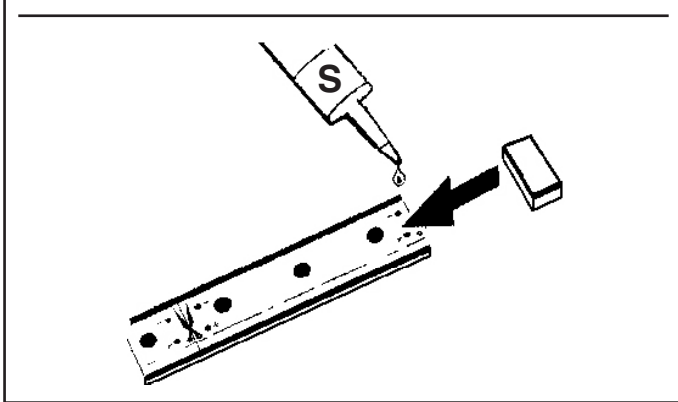
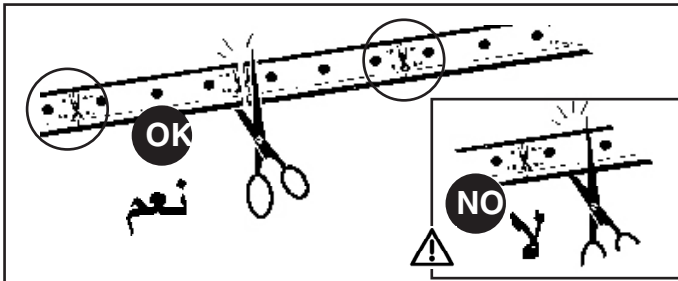
### STANDARD VERSION

MI59-MI60-MI61-MI62-MI63-N175-N176-N177



art MZ14 - MZ15





AR ملاحظة: درجة حماية النظام مضمونة فقط إذا تمت عملية السلكتة (معالجة بالسيليكون) بالشكل الصحيح.

IT N.B.: Il grado di protezione del sistema, é garantito soltanto se si effettua correttamente l'operazione di siliconatura.

EN N.B.: The degree of protection offered by the system is only guaranteed if the siliconisation procedure is performed correctly.

ES N.B.: El grado de protección del sistema está garantizado sólo si se realiza correctamente la operación de siliconado.

ART	MAX mt
	ALIMENTATORE BALLAST ALIMENTADOR كابج
MI59 - MI60 - MI61 MI62 - MI63 - MI64 MI65 - MI66 - MI67 MI68 - N199 - N173 N174 - N175 - N176 N177 - N178 - N179 N203	MZ14 - MZ15 5

AR يمكن القيام بتوصيل تسلسلي وإلى غاية 5 متر من Led Strip ضمن الموافقة على اختلاف في الإنارة على الخط.

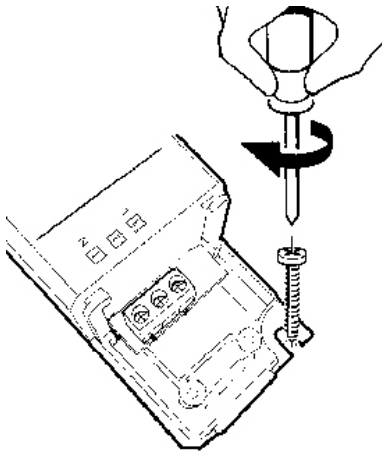
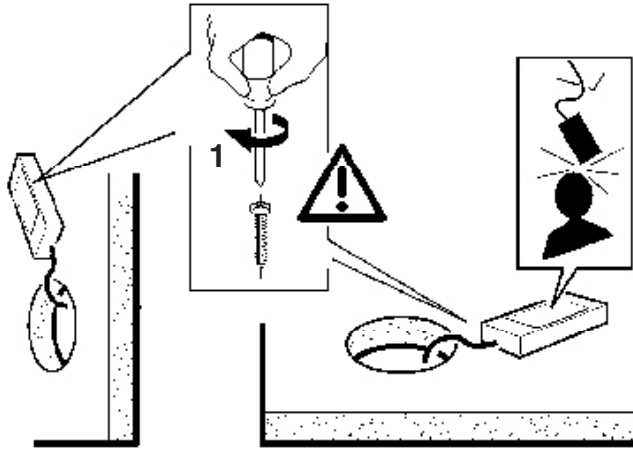
IT E' possibile collegare in serie fino a 5m di Led Strip accettando delle differenze di luminosità sulla linea

EN The in-series connection of LED strips is possible up to 5m allowing for any differences in luminosity on the line.

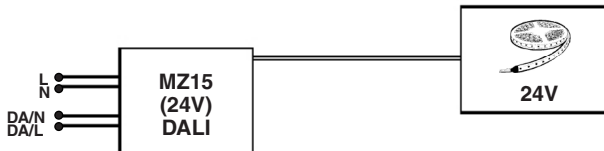
ES Se puede conectar en serie hasta 5m de "Led Strip" aceptando diferencias de luminosidad en la línea.



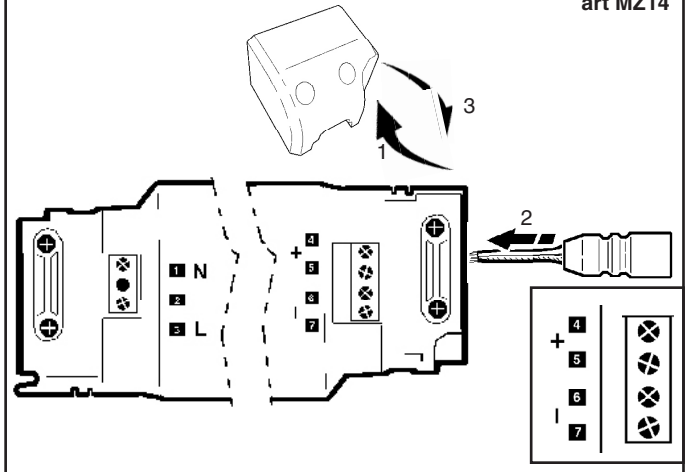
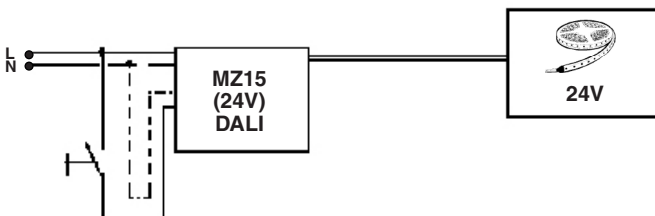
ART	Ampere/m[A]	
MI59 - MI60 - MI61 MI62 - MI63 - MI64 MI65 - MI66 - MI67 MI68 - N199 - N173 N174	0,6	
N175 - N176 - N177 N178 - N179 - N203	0,82	
$L = \frac{25 \times S}{A \times m}$ <p>S = Sezione cavo in Rame [mm <sup>2</sup>] A = Ampere/m m = Metri totali collegati alla Linea S= Copper cable section [mm <sup>2</sup>] A= Ampere/m m= Total metres connected to the line S= Sección cable de cobre [mm <sup>2</sup>] A= Ampere/m m= Metros totales conectados a la línea [mm <sup>2</sup>] = مقطع كبل من النحاس = S أمبير/متر = A مجموع الأمتار الموصولة بالخط = M</p>		<p>24V</p> <p>24V</p> <p>24V</p>



## DALI



## TOUCH DIM



يتم ضمان عمل الجهاز بشكل جيد من خلال تأرجح فلتية التغذية الخارجة بنسبة  $\pm 5\%$  مقارنة مع القيمة الاسمية.  
المطابقة للمعيار مضمونة فقط عند استخدام محولات جودزيني "iGuzzini".  
(وفقاً للمادة: MZ14/MZ15)  
في حالة استخدام برامج تشغيل مختلفة، اتصل بـ iGuzzini للحصول على كافة المعلومات الفنية الإضافية

IT Le prestazioni e la sicurezza dell'apparecchio sono garantite soltanto per oscillazioni della corrente del  $\pm 5\%$  rispetto al valore nominale.

La conformità alla norma è garantita soltanto utilizzando trasformatori iGuzzini (art.: MZ14/MZ15) od equivalenti di tipo SELV che rispondano alle vigenti norme C.E.I.

Nel caso di utilizzo di driver diversi, per tutte le informazioni tecniche aggiuntive, contattare la iGuzzini

EN The performance level and safety of the lighting fixture are only guaranteed for oscillations of  $\pm 5\%$  in the current, in relation to the nominal value.

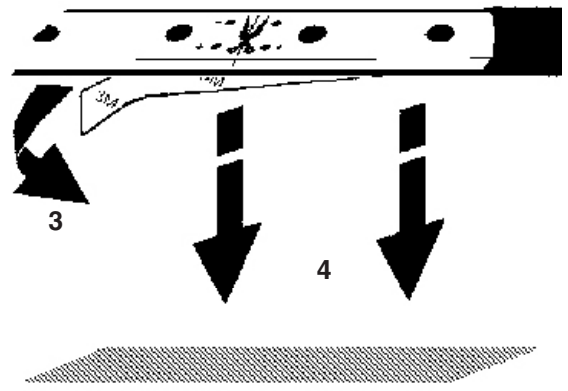
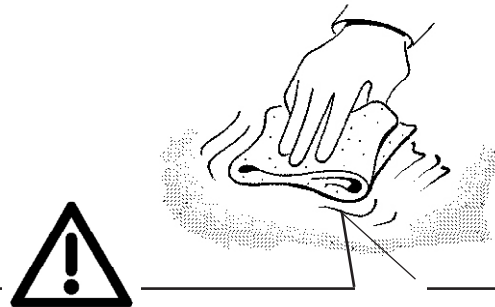
Conformity with the standard is guaranteed only if either iGuzzini transformers (item code MZ14/MZ15) or equivalent SELV type transformers which comply with current C.E.I. regulations are used.

When using other drivers, contact iGuzzini for any additional technical information

ES Las prestaciones y la seguridad del aparato están garantizada solamente con oscilaciones de la corriente del  $\pm 5\%$  respecto al valor nominal.

La conformidad a la norma se garantiza solamente con el uso de transformadores iGuzzini (art. MZ14/MZ15) o equivalentes de tipo SELV que cumplen las normas vigentes C.E.I.

Voor het gebruik van andere drivers dient u contact op te nemen met iGuzzini voor alle verdere technische informatie



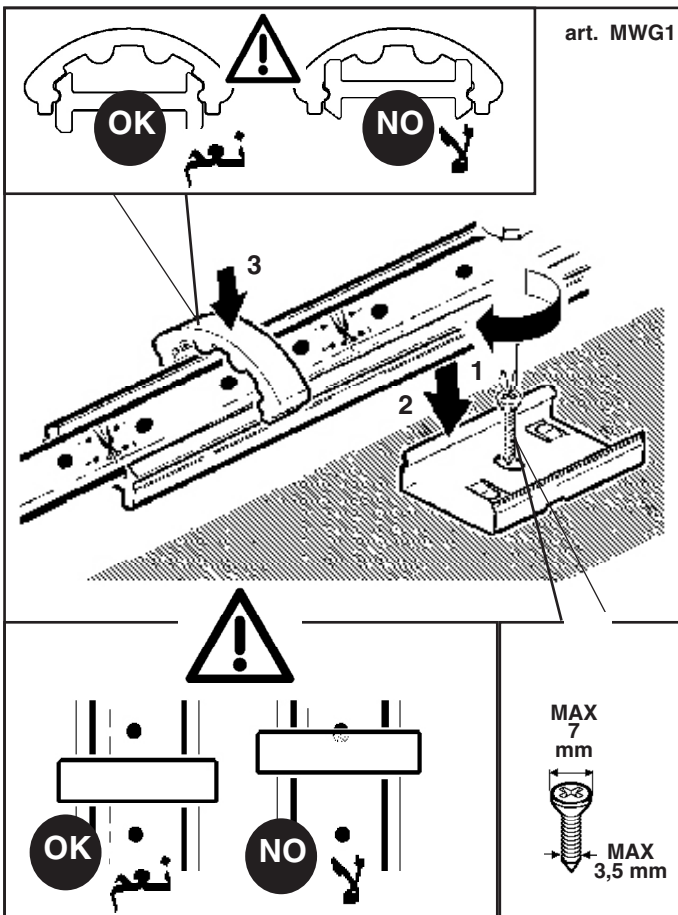
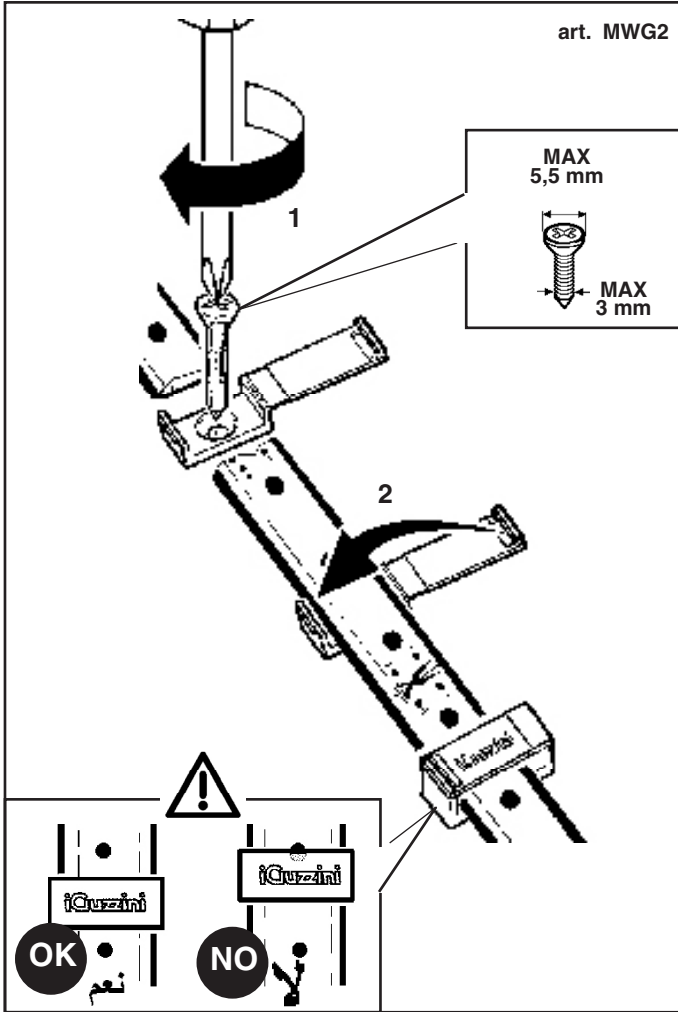
AR يجب أن تكون الأسطح نظيفة وجافة وعلى درجة حرارة تتجاوز 15 درجة مئوية للتنظيف، استخدم الهيبتان أو كحول الأيزوبروبيل، وجفف بقطعة قماش نظيفة وانتظر حتى تبخر المذيبات تماماً قبل التطبيق.

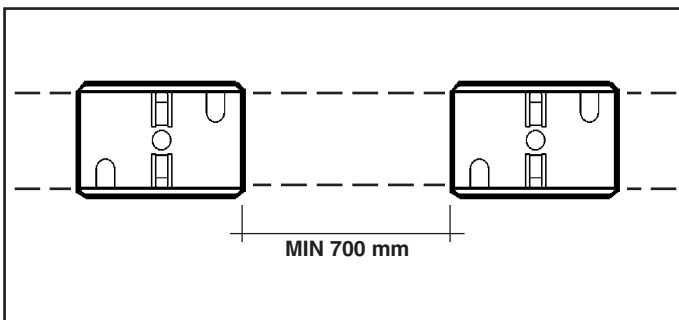
IT Le superfici devono essere pulite e asciutte, ad una temperatura superiore a 15°C.

Per la pulizia utilizzare eptano o alcool isopropilico, asciugare con un panno pulito e attendere che i solventi siano perfettamente evaporati prima dell'applicazione.

EN The surfaces must be clean and dry, and at a temperature of at least 15°C.  
To clean them, use heptane or isopropyl alcohol, then dry them with a clean cloth so the solvents have evaporated completely before they are applied.

ES Las superficies deben estar limpias y secas, y a una temperatura superior a 15 °C.  
Para la limpieza, utilizar heptano o isopropanol, secar con un paño limpio y esperar a que los disolventes se hayan evaporado por completo antes de la aplicación.



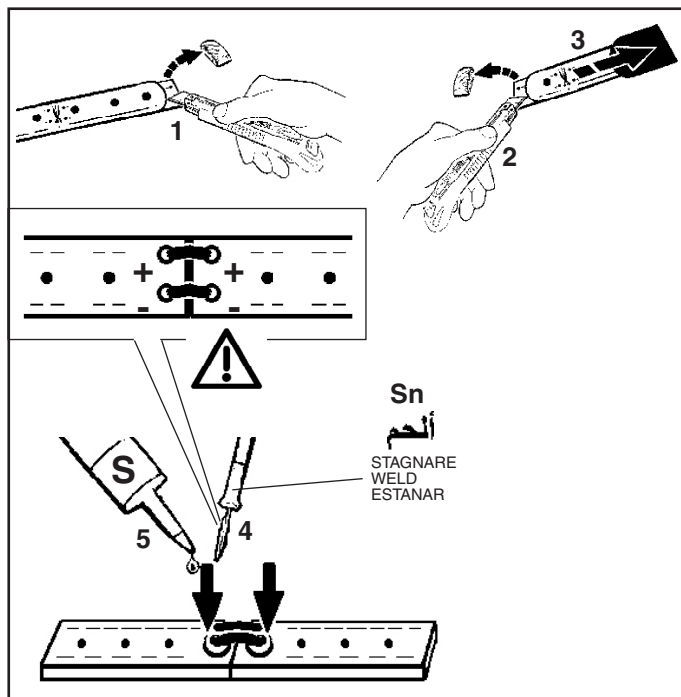
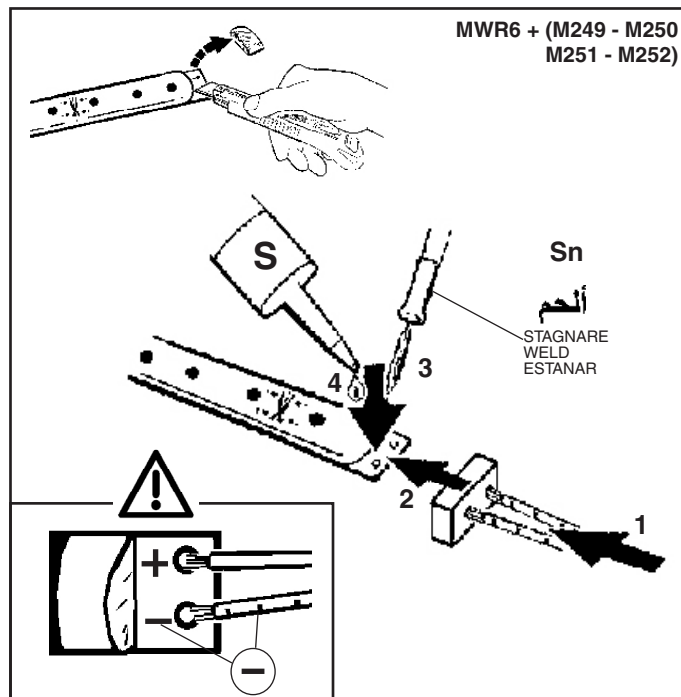
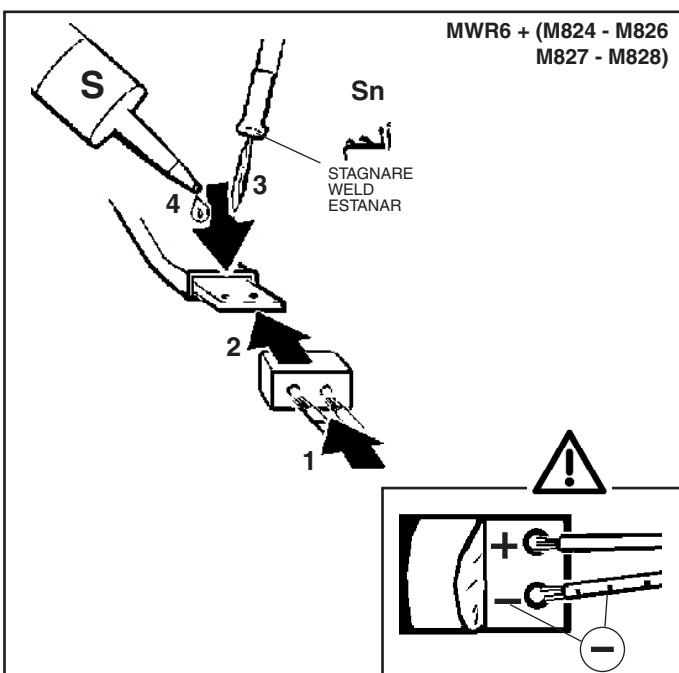
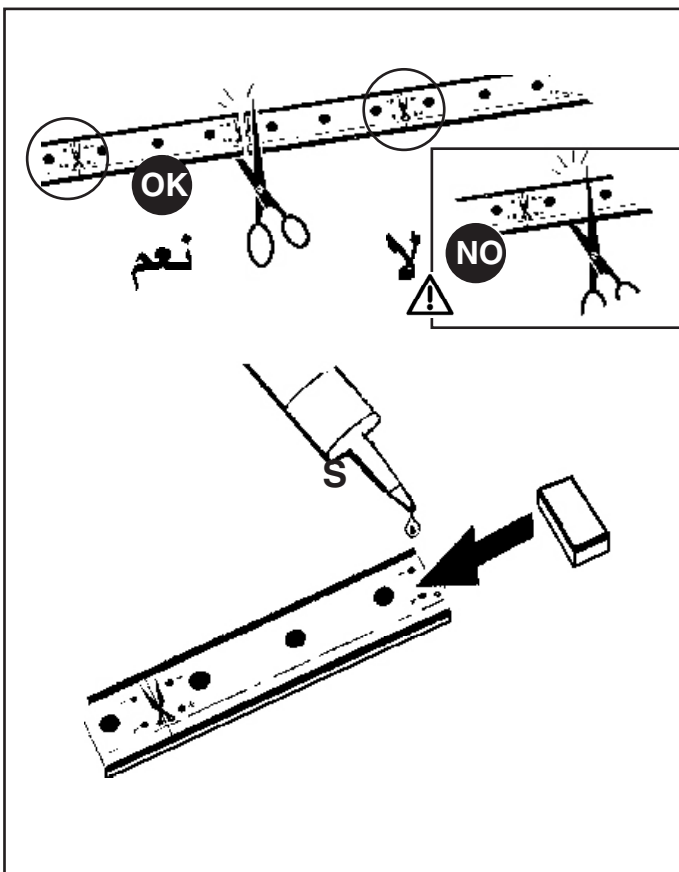


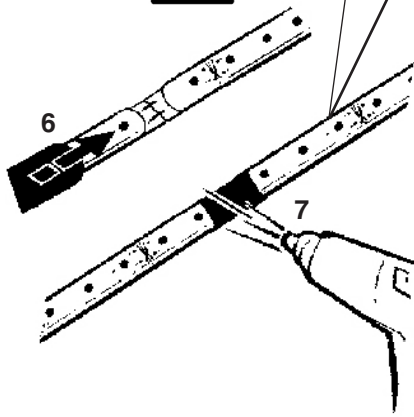
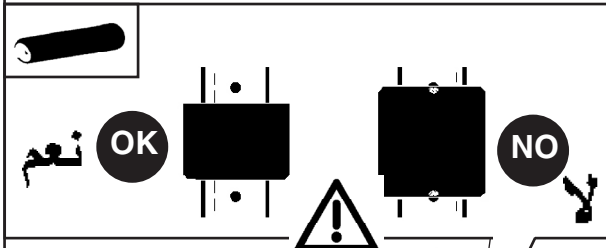
AR • iGuzzini **تنبيه: لاستبدال الضوء LED اتصل بشركة**

IT N.B.: Per la sostituzione del LED contattare l'azienda iGuzzini.

EN N.B.: For information on LED replacement please contact iGuzzini.

ES NOTA: Para sustituir el LED llame a la empresa iGuzzini.





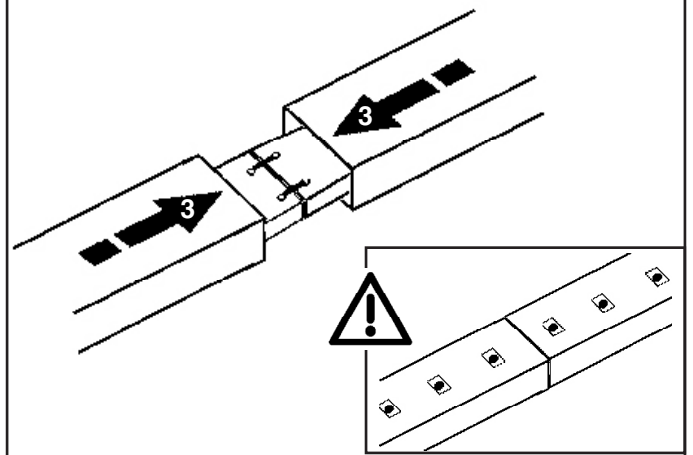
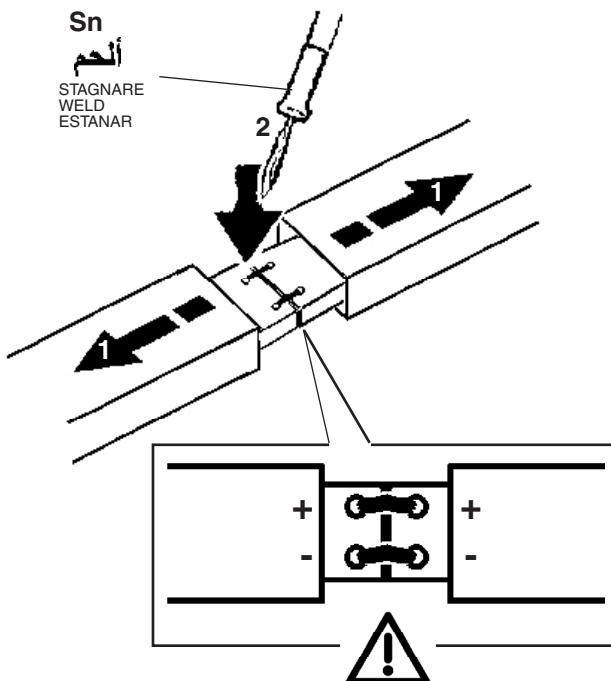
AR ملاحظة: درجة حماية النظام مضمونة فقط إذا تمت عملية السلكة (معالجة بالسيليكون) بالشكل الصحيح.

IT N.B.: Il grado di protezione del sistema, é garantito soltanto se si effettua correttamente l'operazione di siliconatura.

EN N.B.: The degree of protection offered by the system is only guaranteed if the siliconisation procedure is performed correctly.

ES N.B.: El grado de protección del sistema está garantizado sólo si se realiza correctamente la operación de siliconado.

art. M824 - M826  
M827 - M828



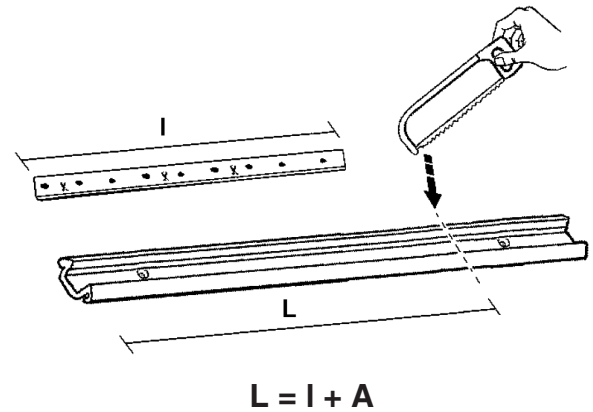
AR ملحوظة هامة: بتنفيذ تلك العملية لا يمكن ضمان مستوى الحماية.

IT N.B.: Con questa operazione non viene più garantito il grado di protezione


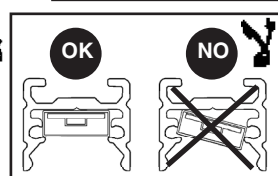
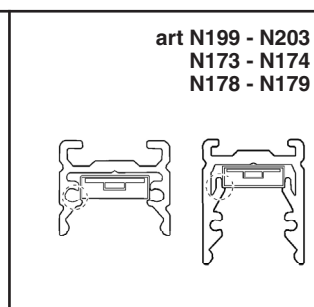
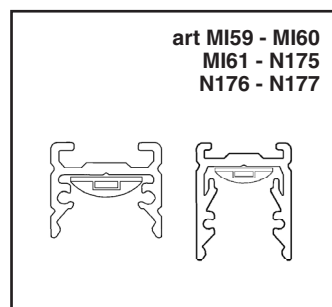
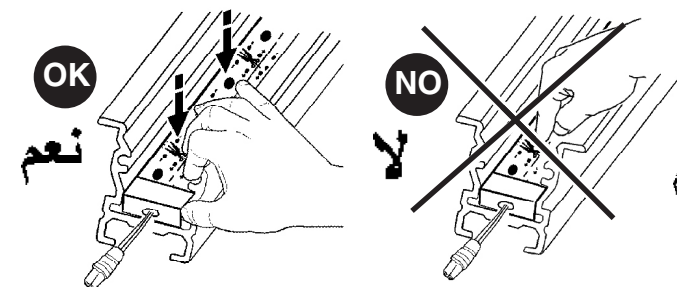
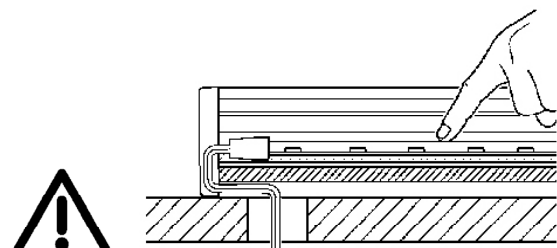
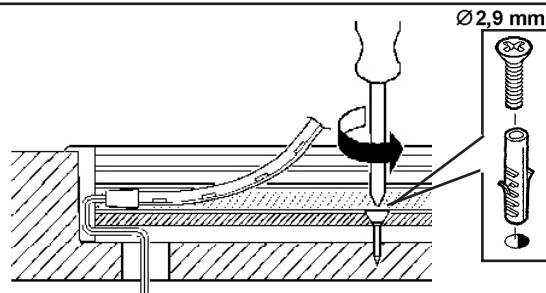
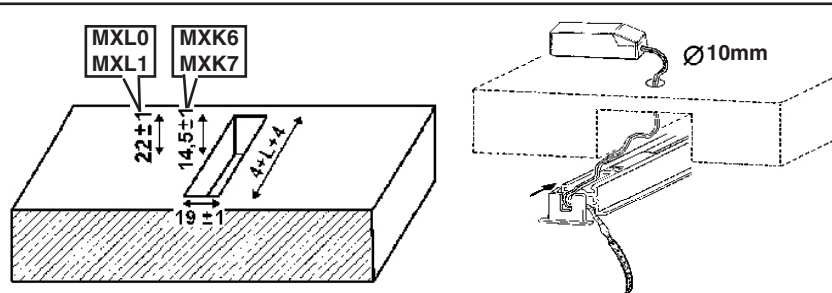
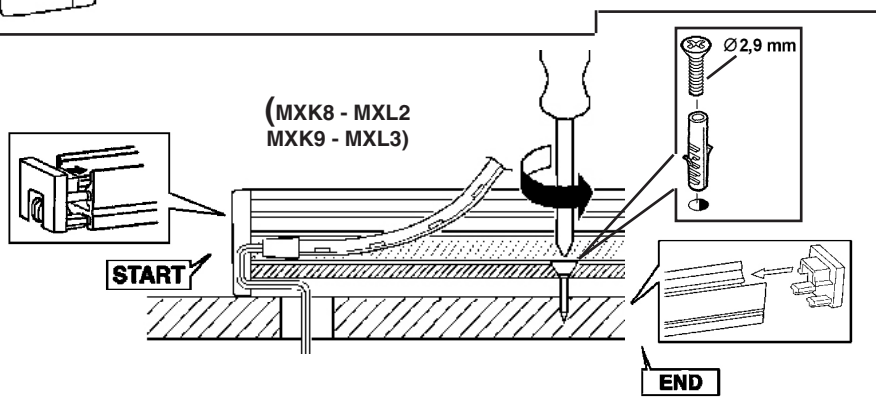
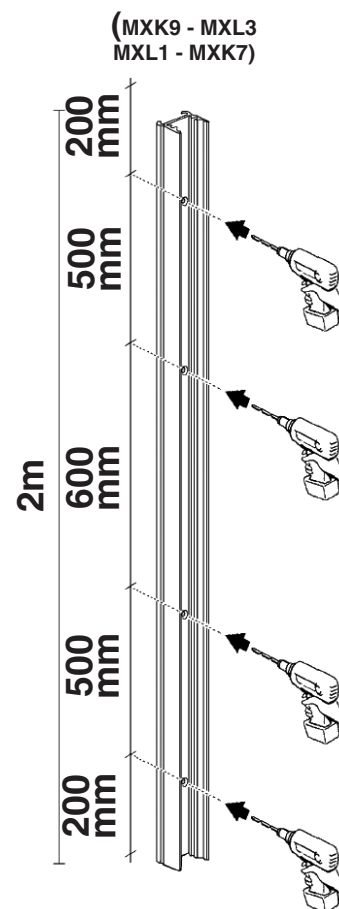
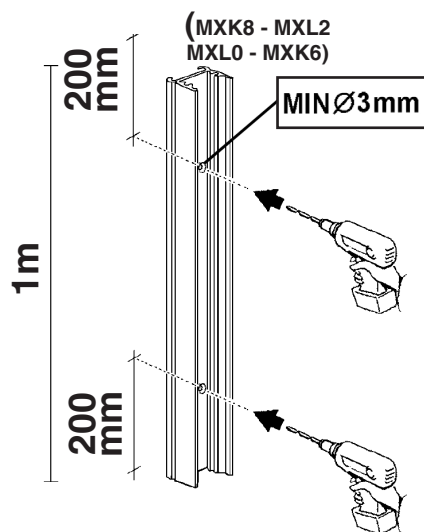
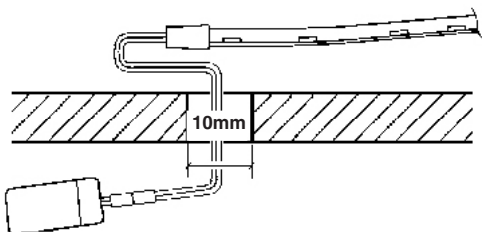
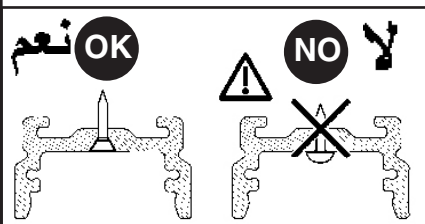
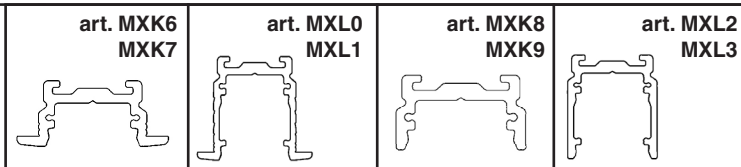
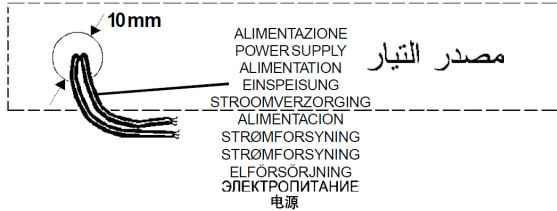
EN N.B.: The protection degree is no longer guaranteed after this operation.

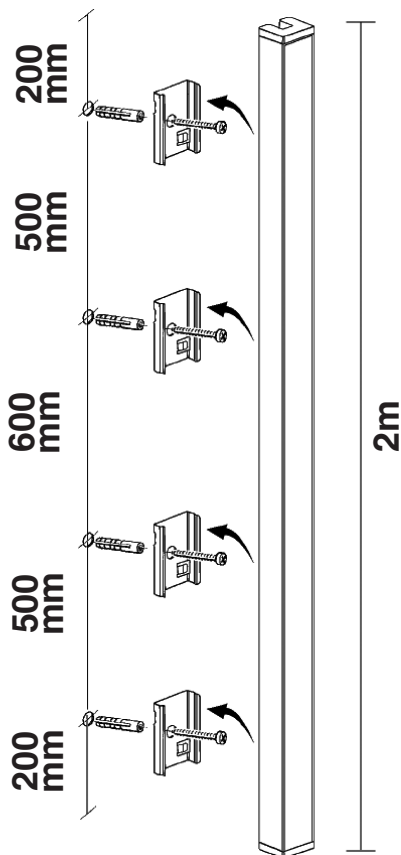
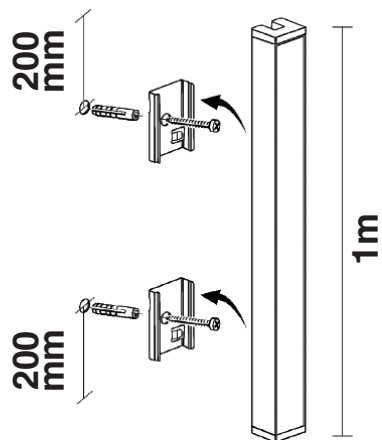
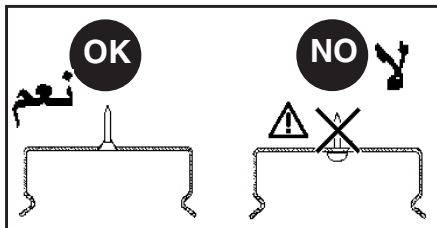
ES N.B.: Con esta operación no se garantiza el grado de protección.

ART	A (mm)
MXK3 - MXK4 - MXK6 MXK7 - MXK8 - MXK9 MXL0 - MXL1 - MXL2 MXL3	12
MXK5 - MXN8	2

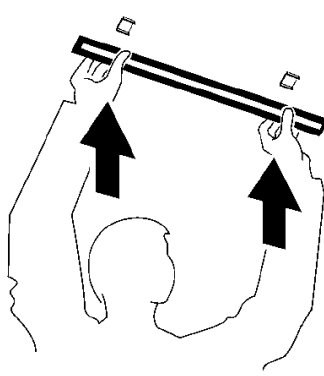
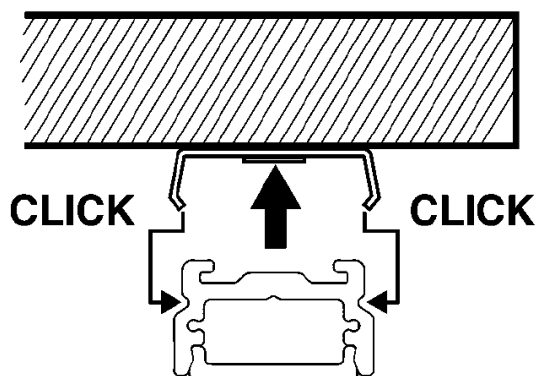
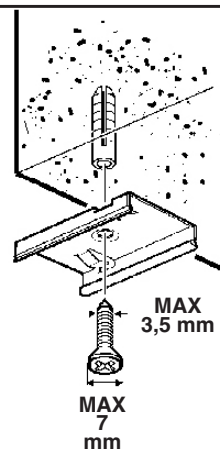



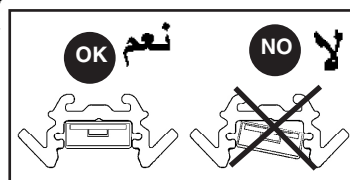
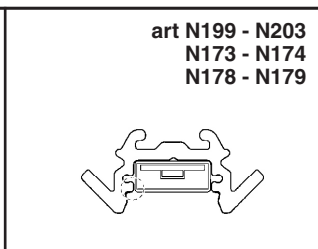
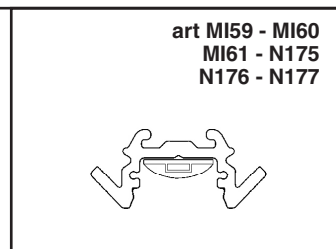
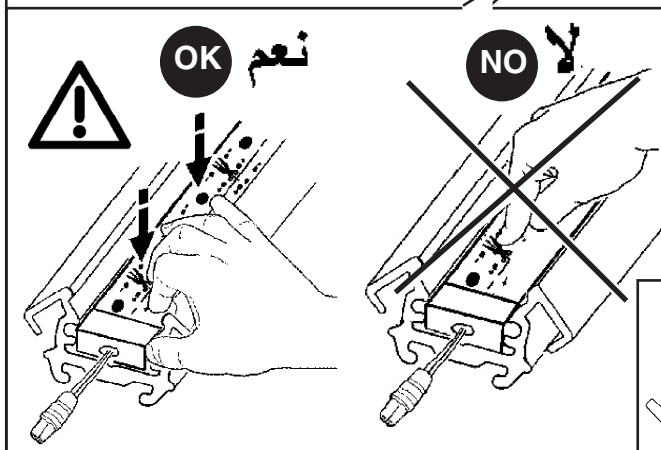
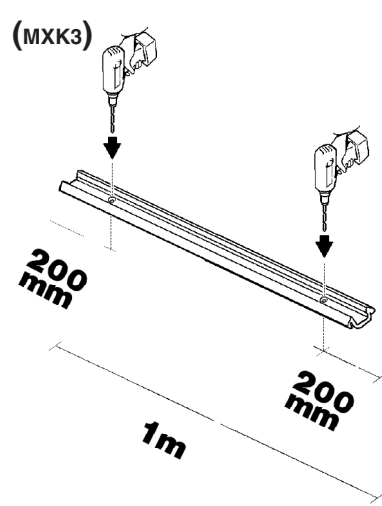
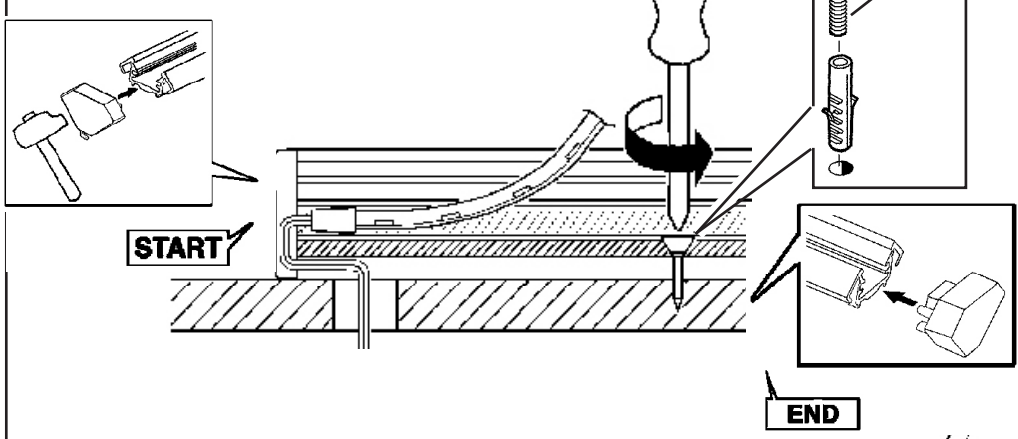
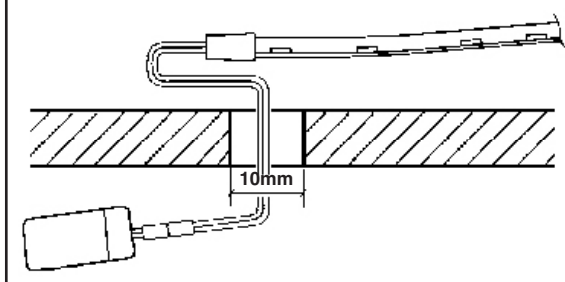
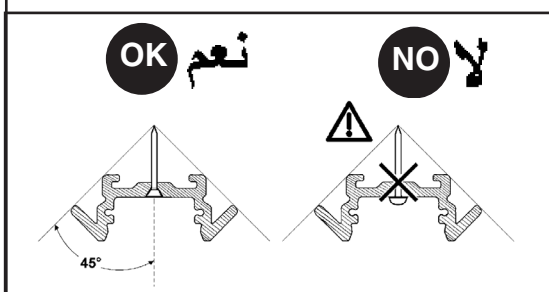
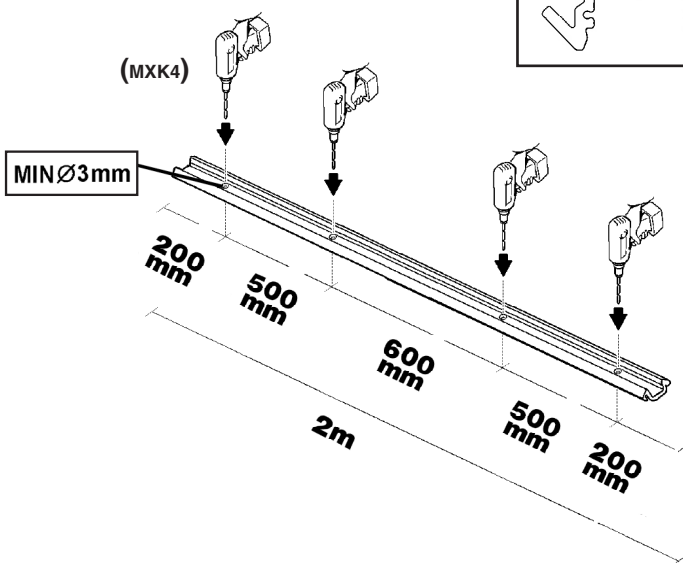

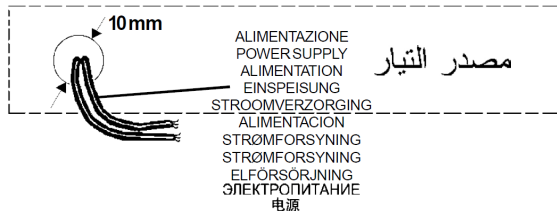


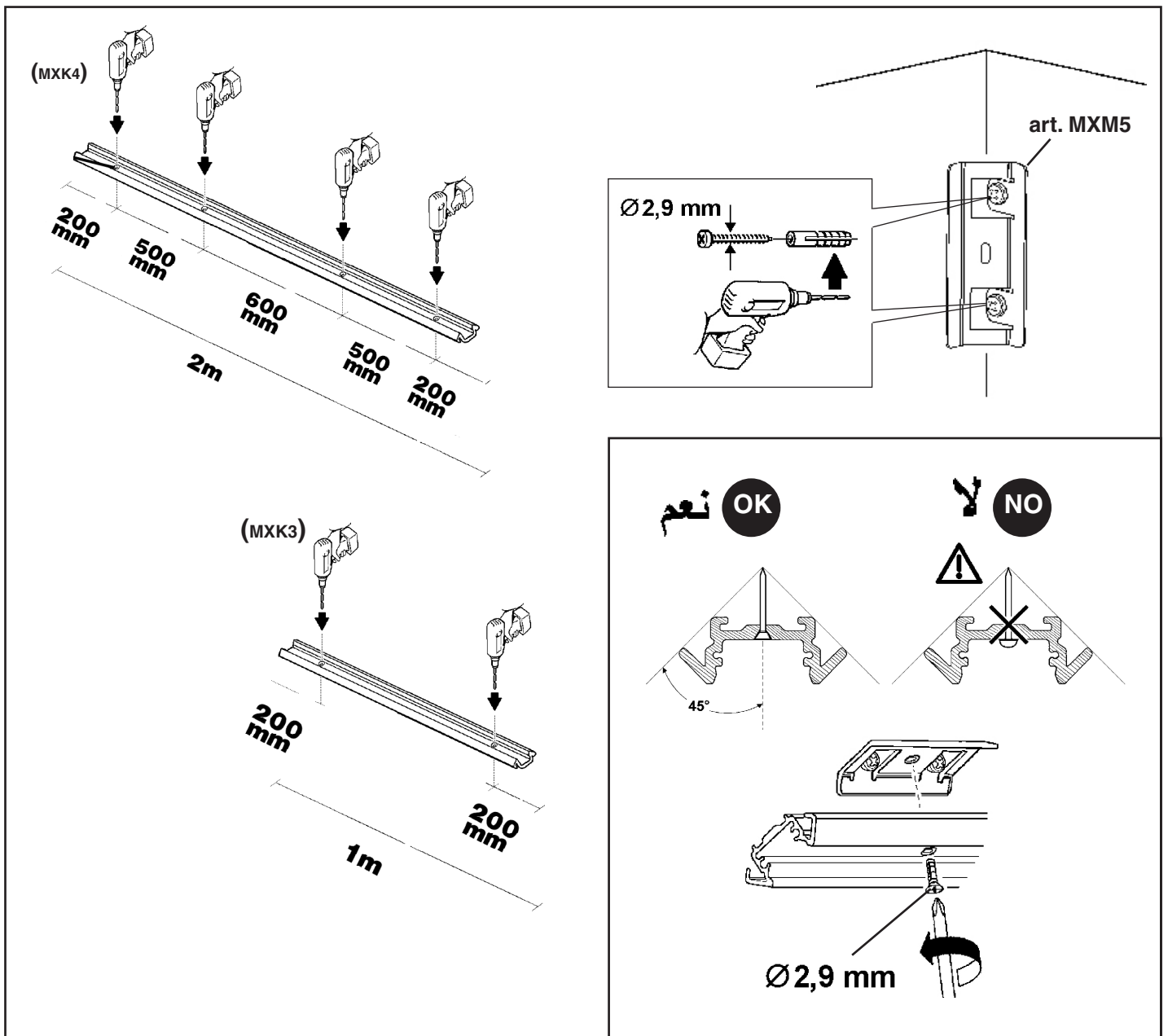


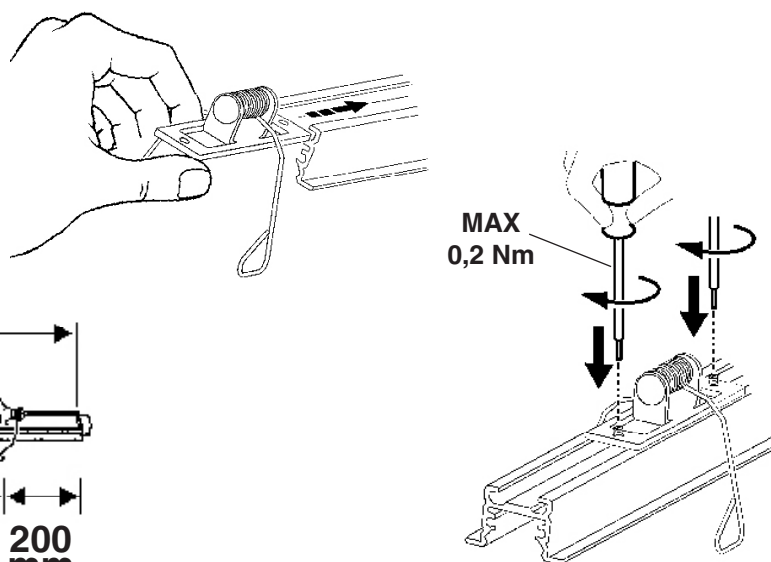
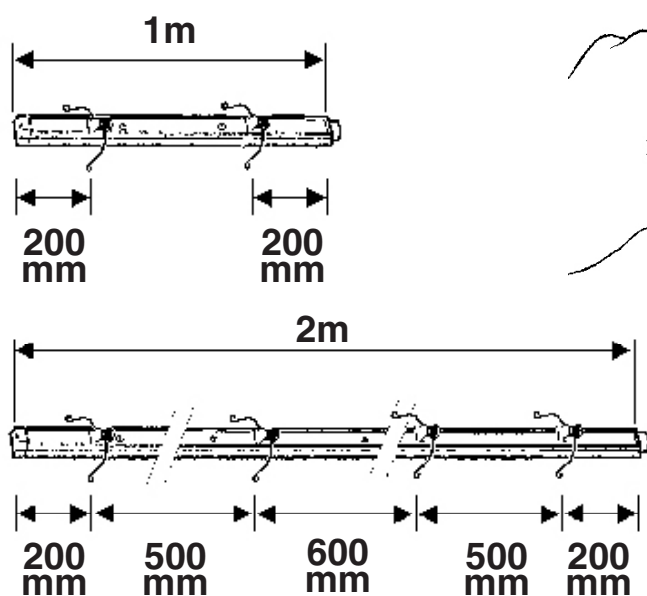
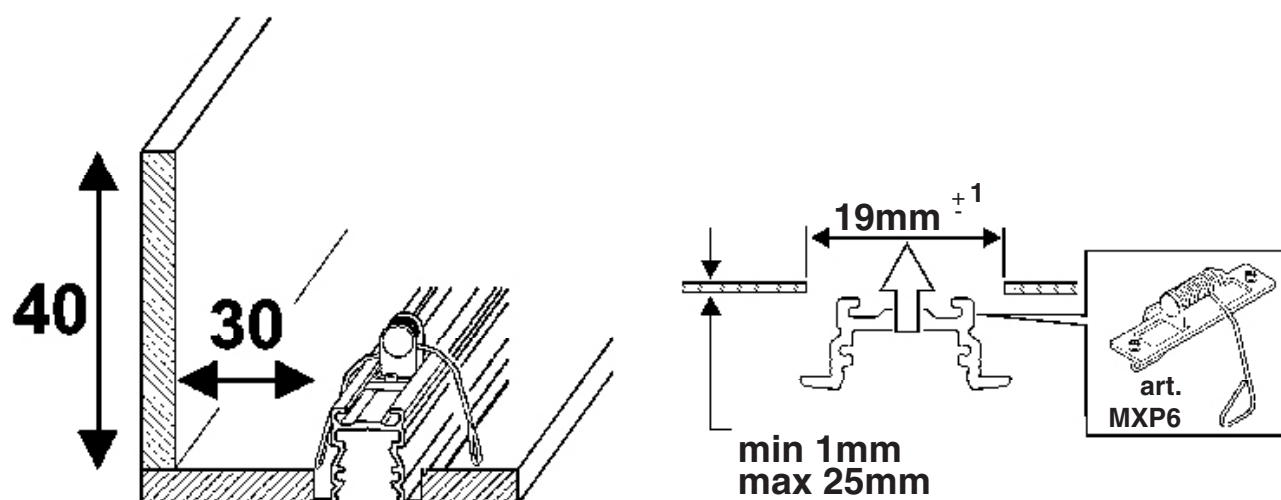
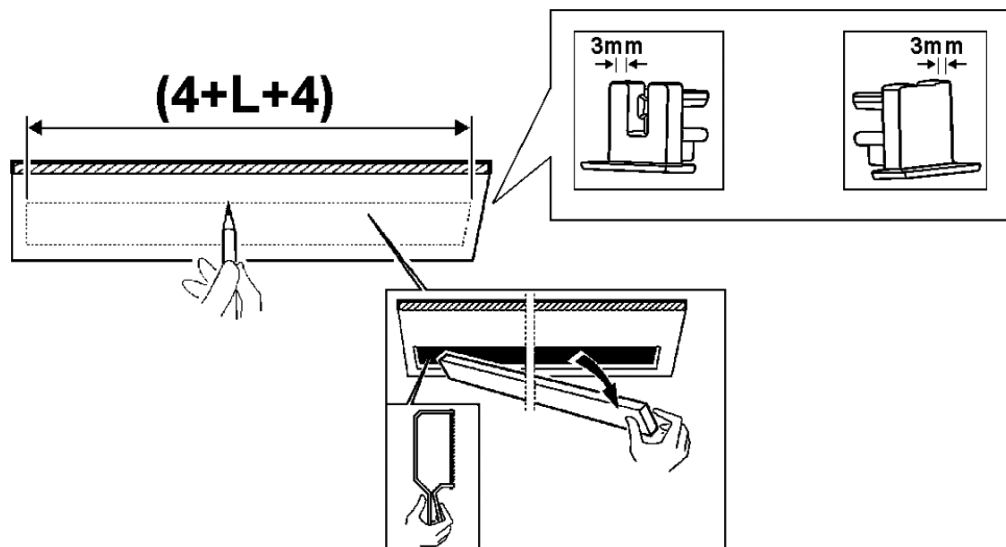
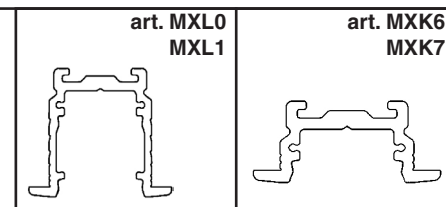


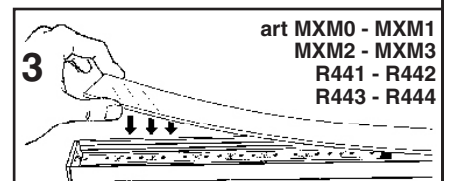
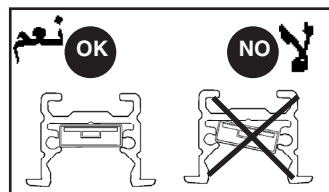
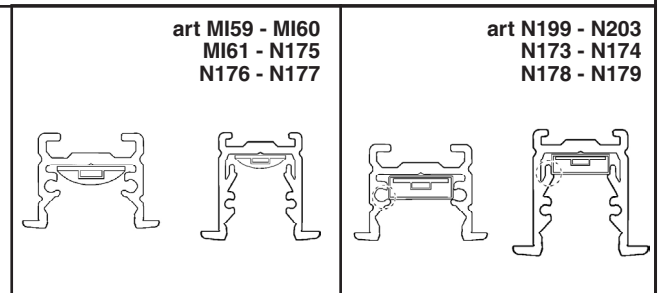
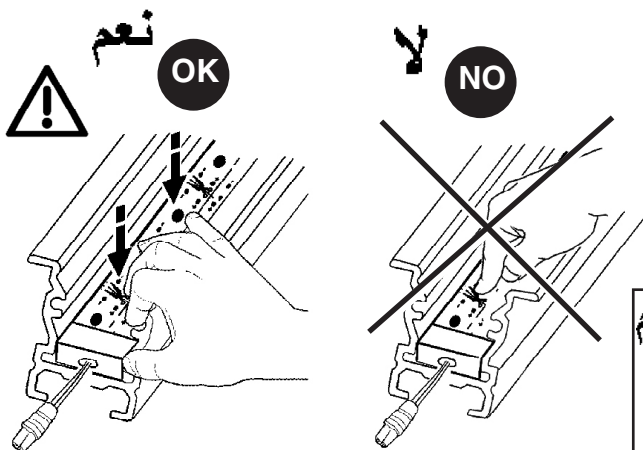
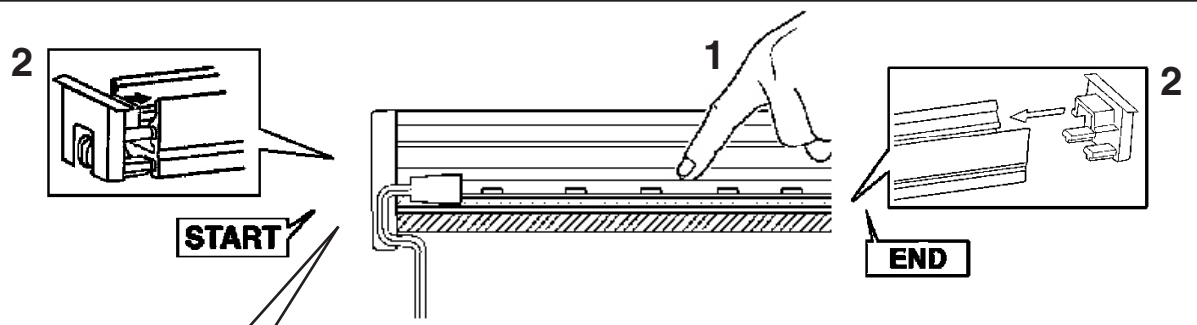
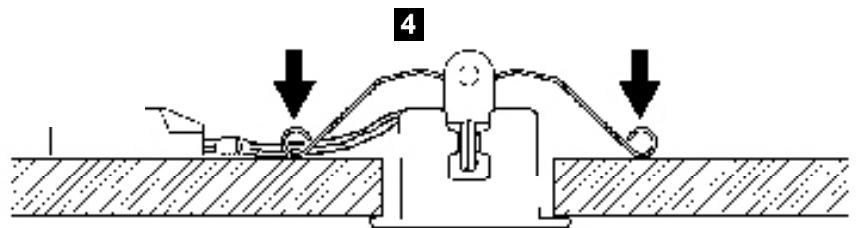
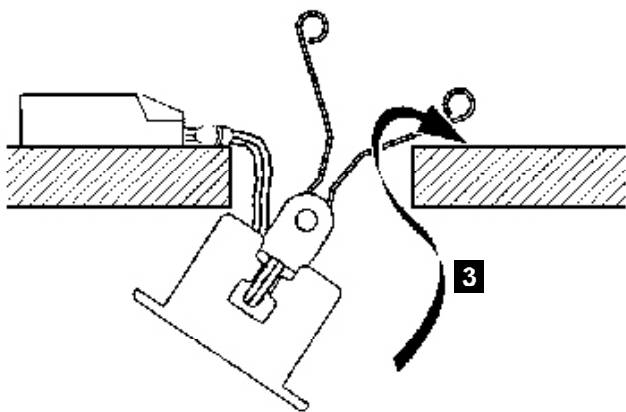
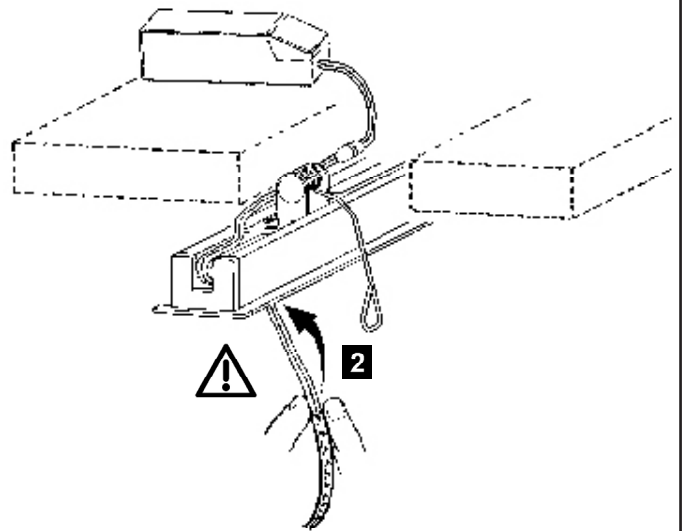
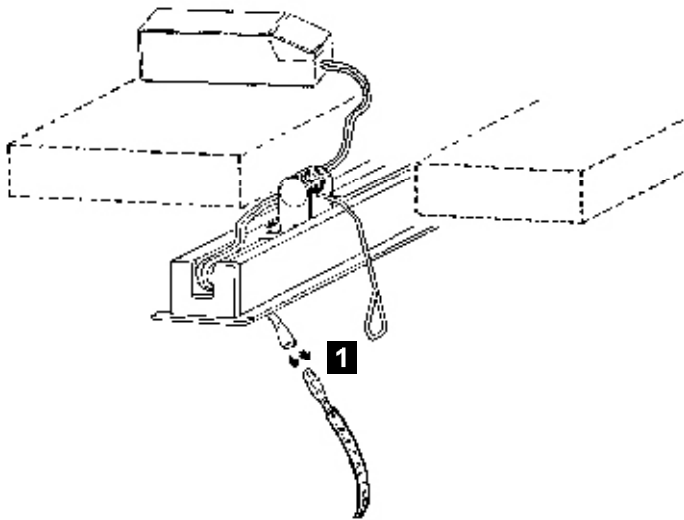
art.  
MXM4

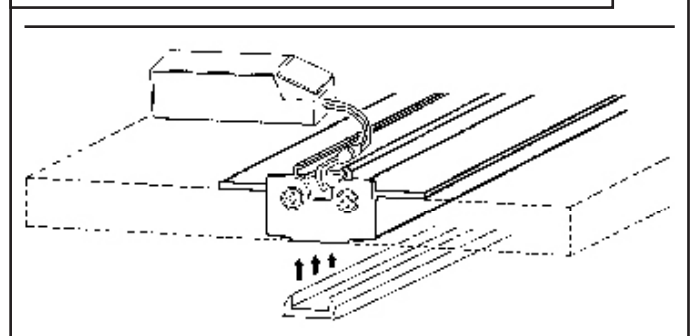
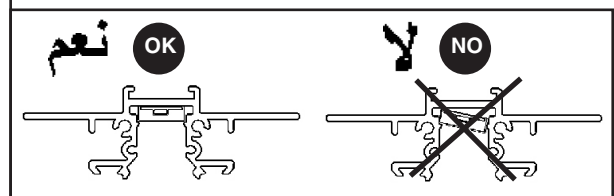
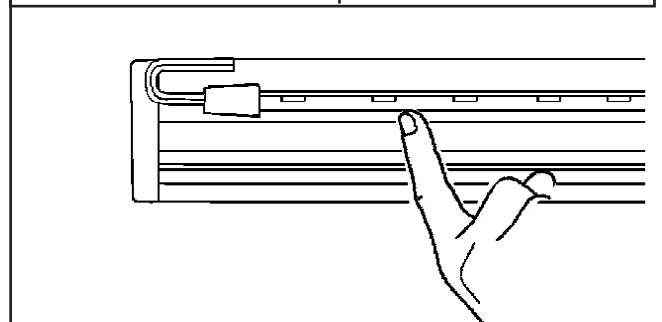
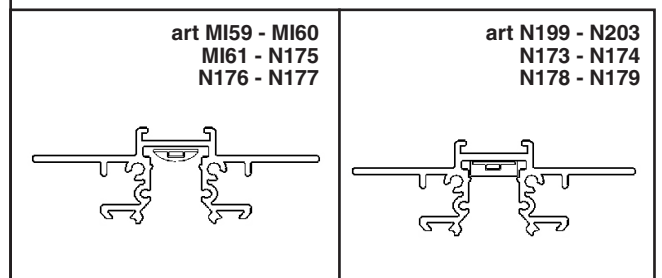
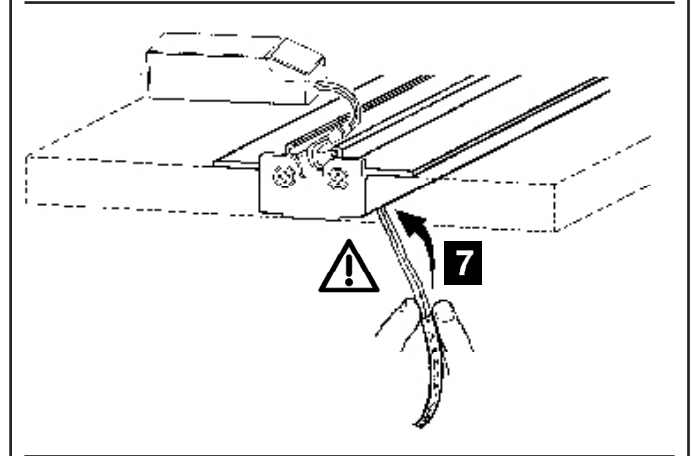
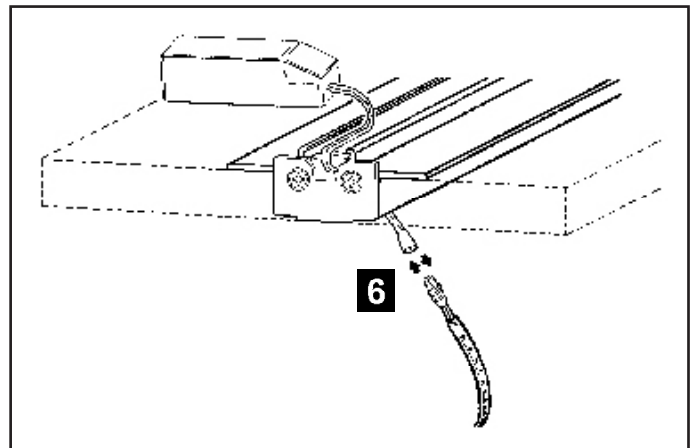
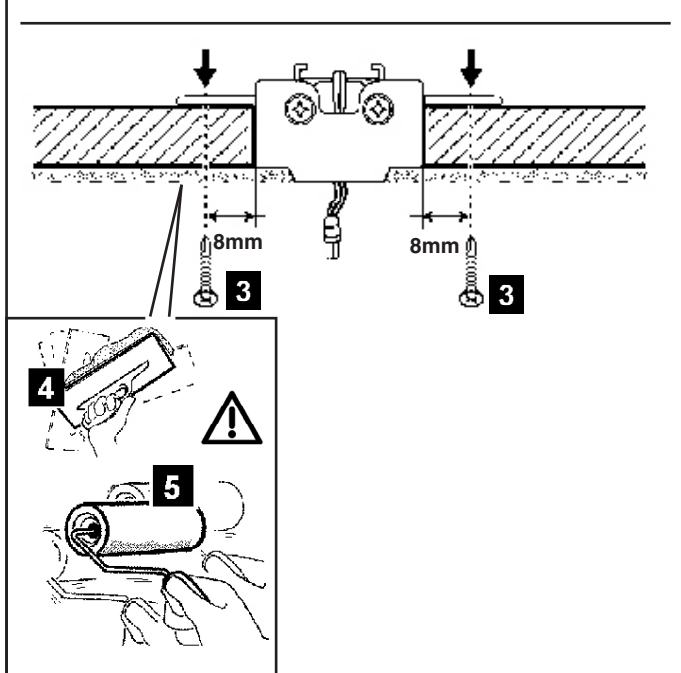
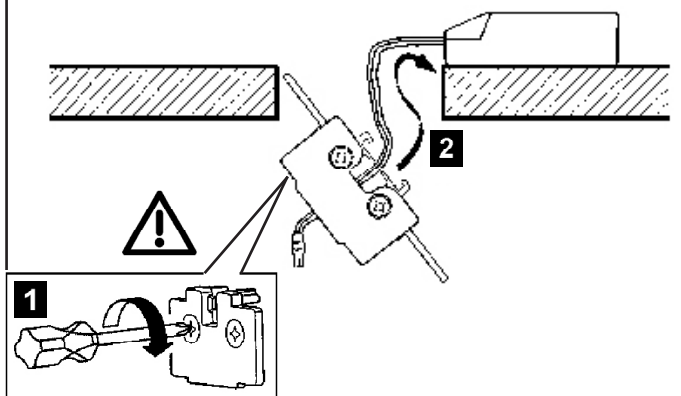
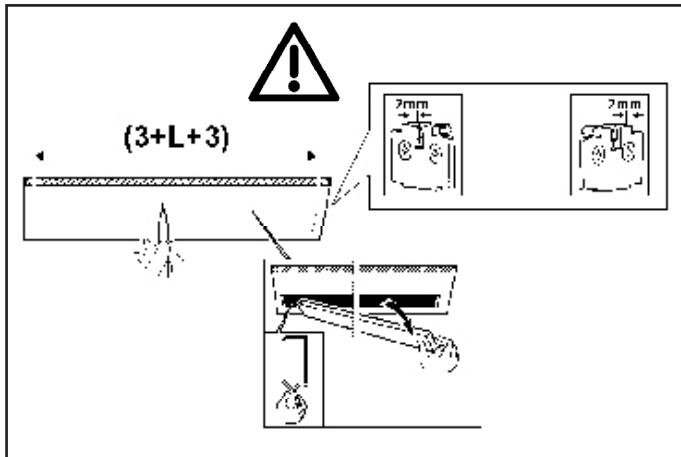
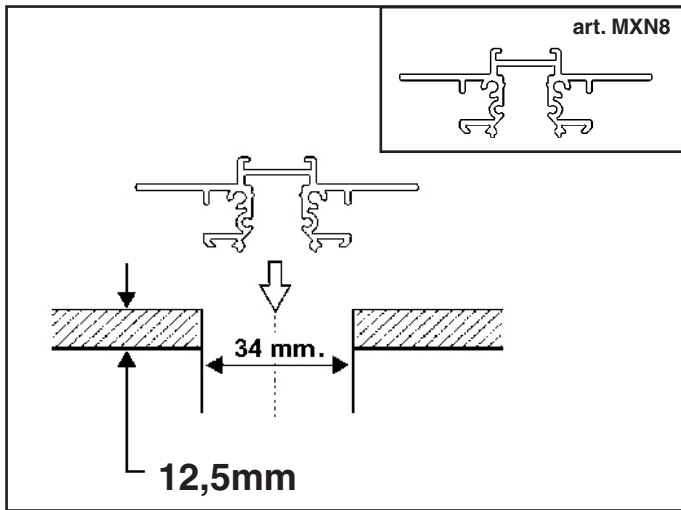






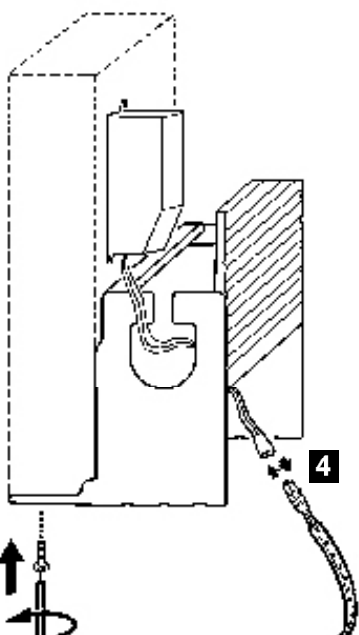
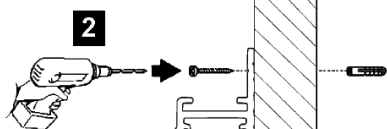
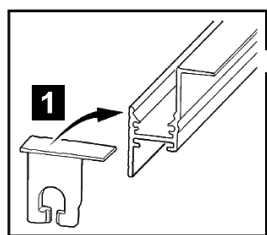
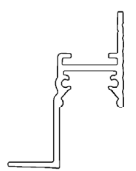






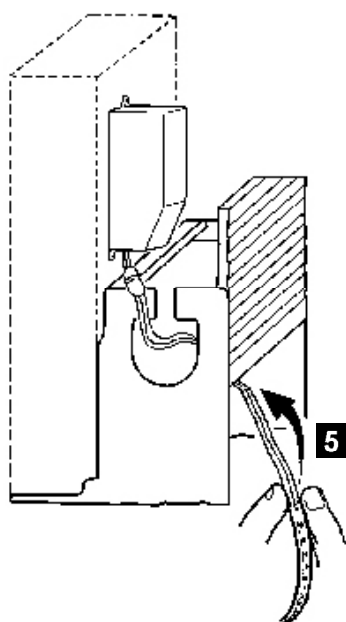


art. MXK5



3

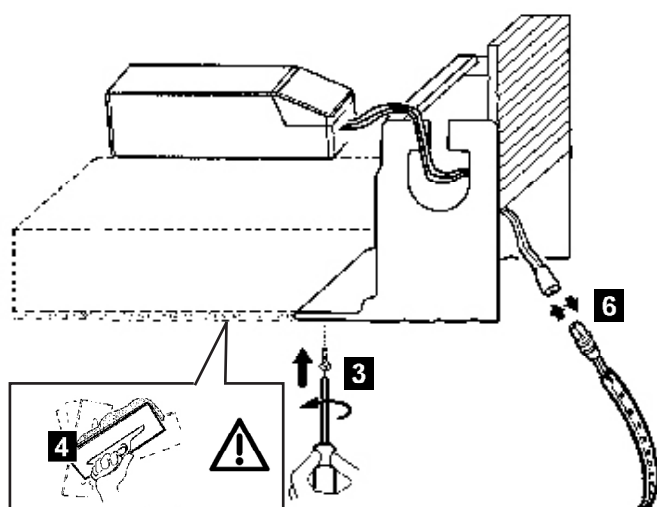
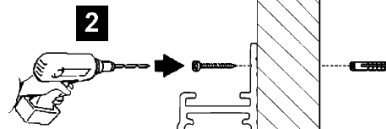
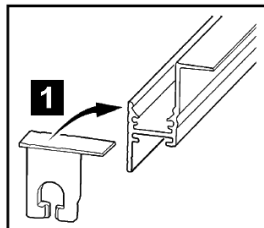
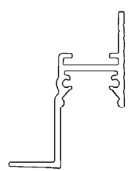
4



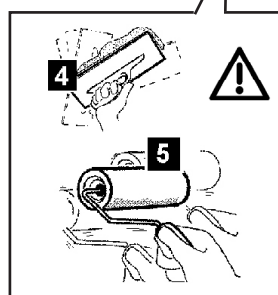
5



art. MXK5

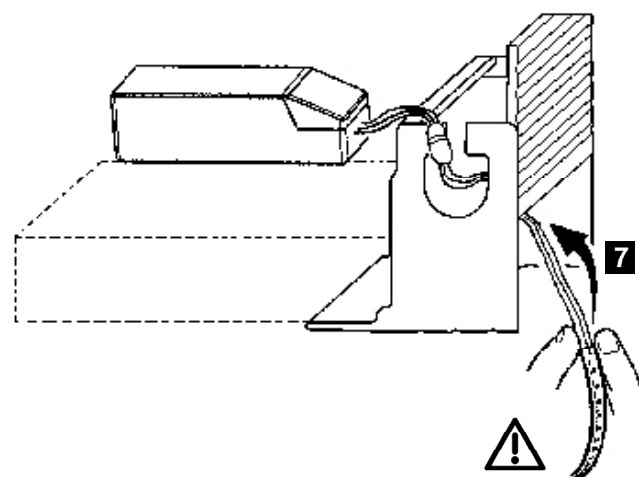


6



4

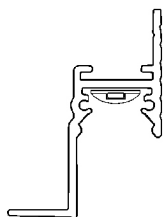
5



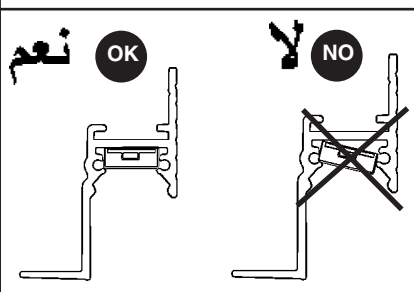
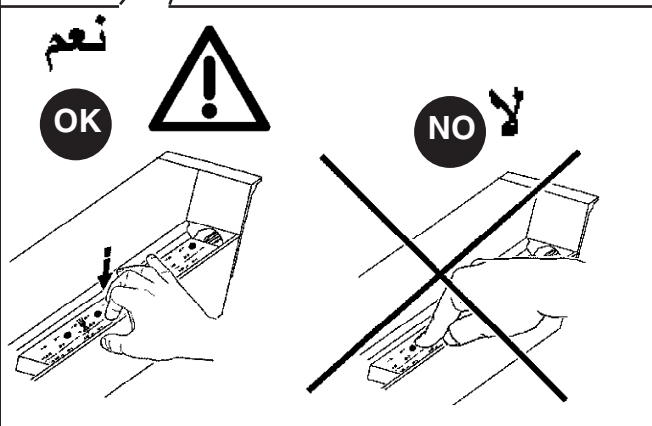
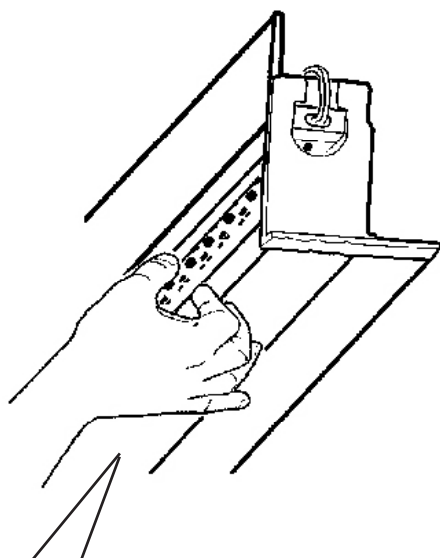
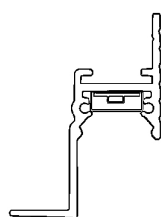
7



art MI59 - MI60  
MI61 - N175  
N176 - N177



art N199 - N203  
N173 - N174  
N178 - N179



art MXM0 - MXM1  
MXM2 - MXM3  
R441 - R442  
R443 - R444

