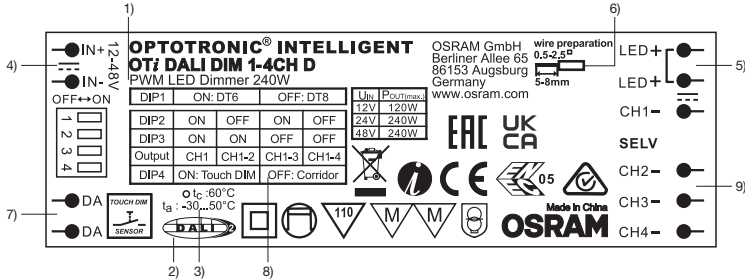


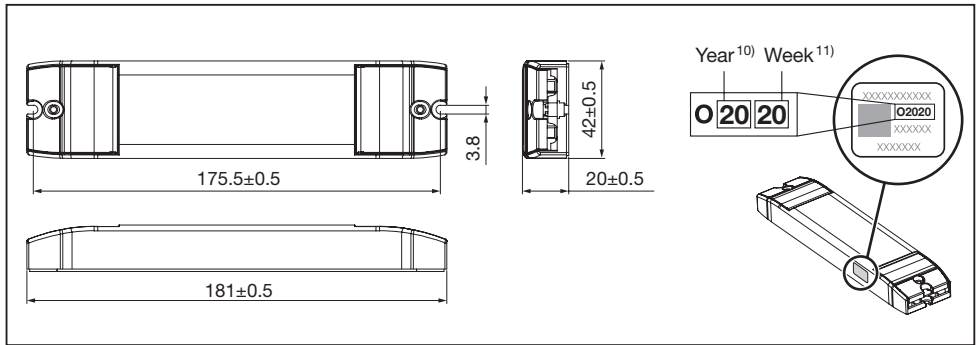
OPTOTRONIC® LED Power Supply

OTi DALI DIM 1-4CH D

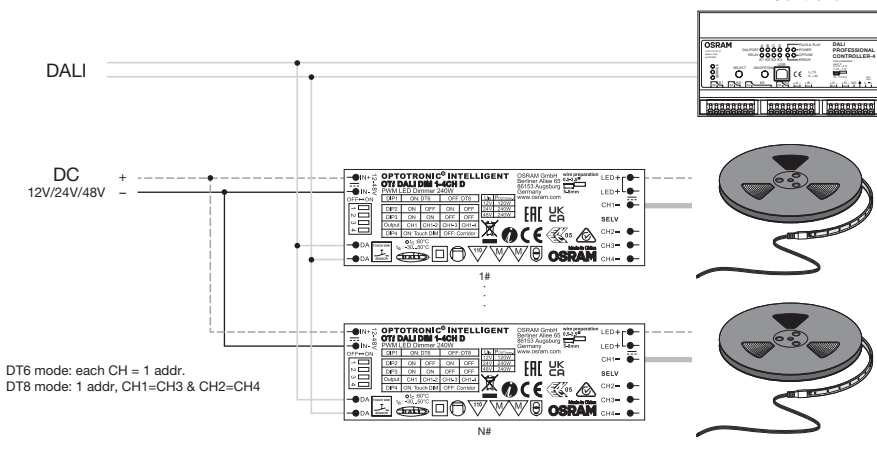


picture only for
 reference, valid print
 on product

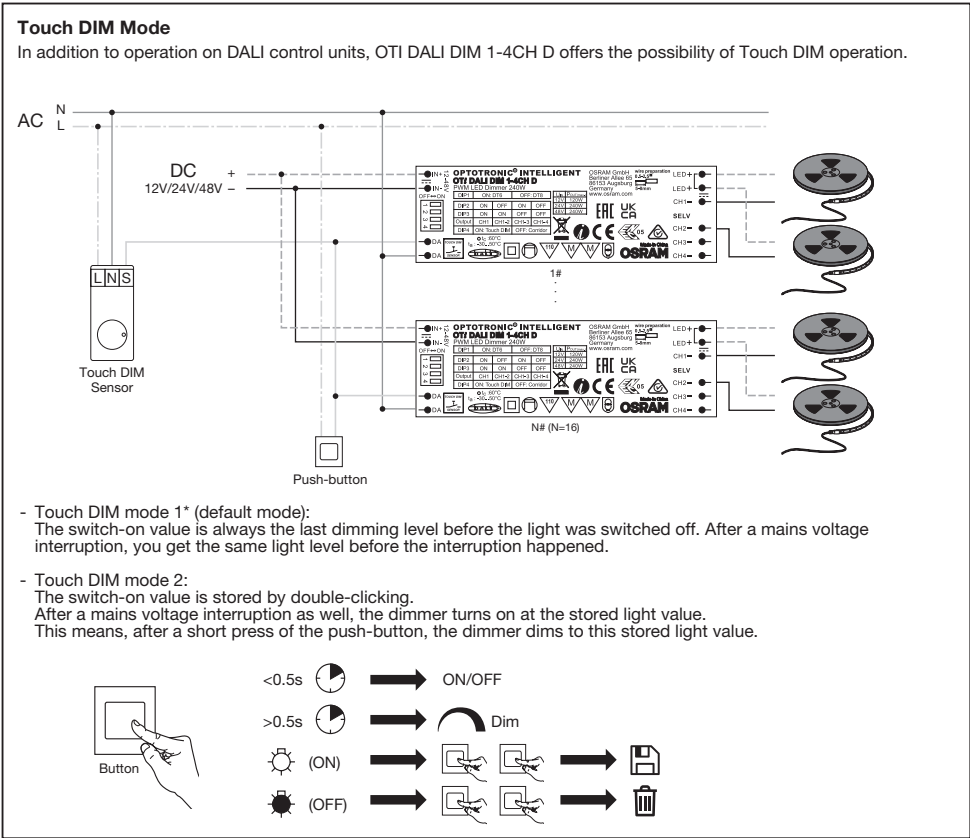
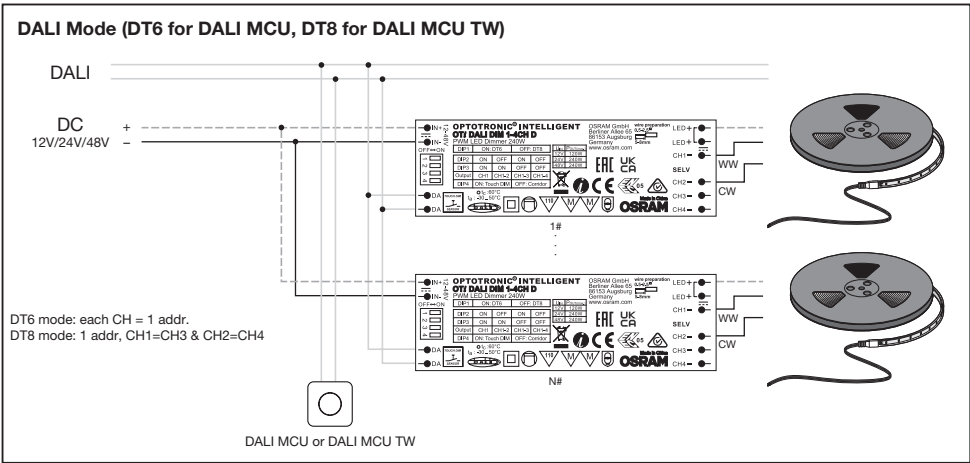
One pole of the output must not be touchable during PWM dimming if supplied by 48 V DC or alternatively a limitation of the input voltage to maximum 24V DC.

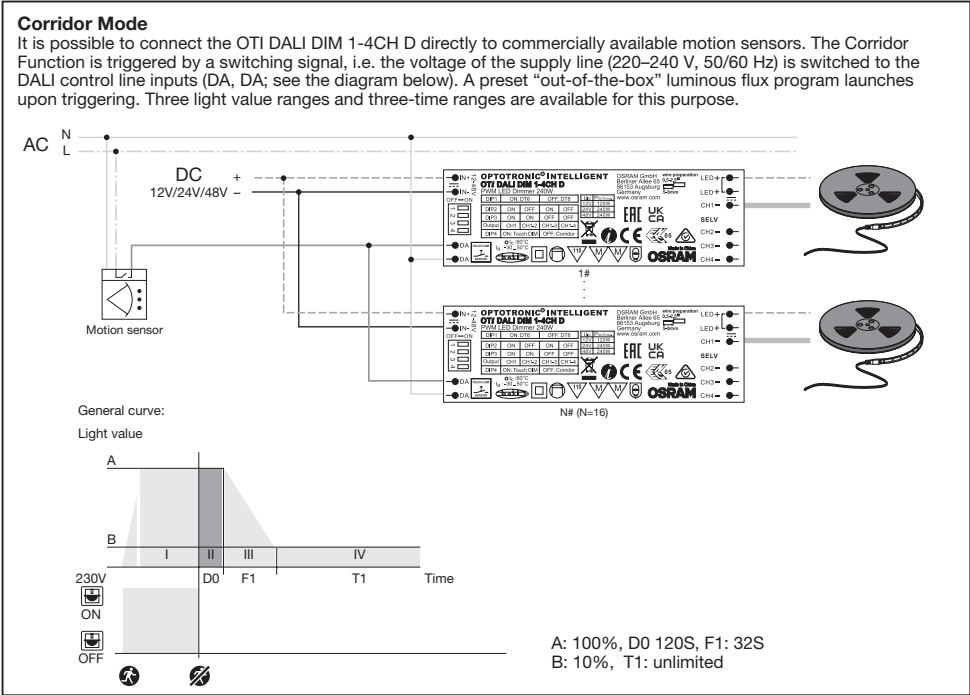
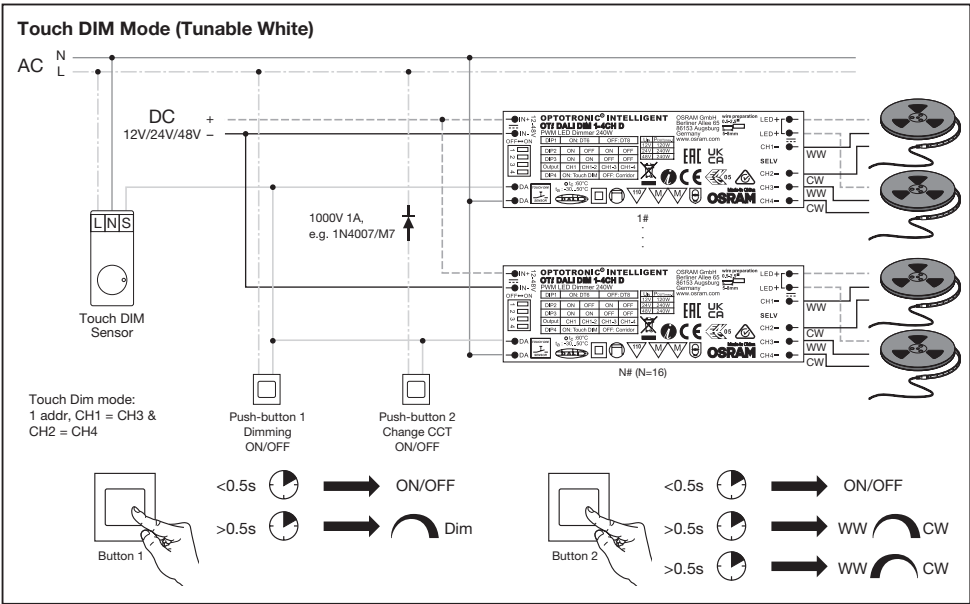


DALI Mode (DT6/DT8) for LMS



OSRAM





1) Constant voltage LED dimmer; 2) DALI 2 certified; 3) tc point; 4) Main Input; 5) Output; 6) Wire preparation; 7) DALI Input; 8) Dip switch:

type	DT6		DT8	
DIP1	ON, DT6		OFF, DT8	
DIP2/DIP3	ON/ON	CH1	N.A	CH1=CH3=WW, CH2=CH4=CW
	OFF/ON	CH1, CH2		
	ON/OFF	CH1, CH2, CH3		
	OFF/OFF	CH1, CH2, CH3, CH4		
DIP4	ON	Touch Dim	ON	Touch Dim
	OFF	Corridor	OFF	Corridor

9) Max channel load:

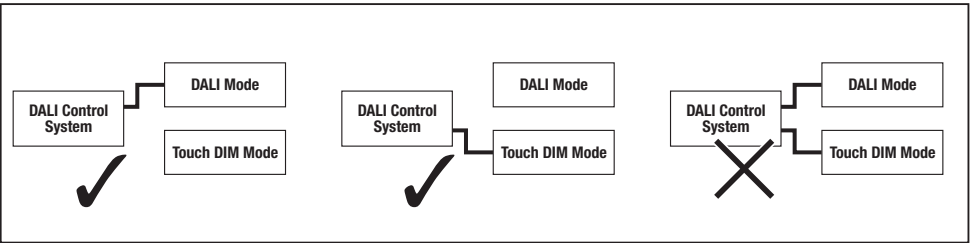
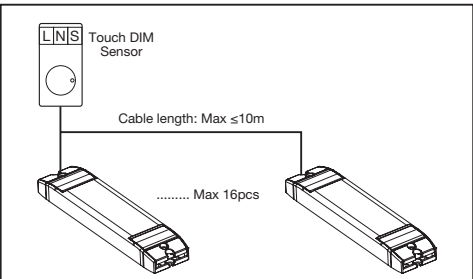
Channels	DT6			DT8		
	12V	24V	48V	12V	24V	48V
CH1	120W	240W	240W	60W	120W	120W
CH2	60W	120W	120W	60W	120W	120W
CH3	60W	120W	120W	60W	120W	120W
CH4	60W	120W	120W	60W	120W	120W
All	120W	240W	240W	120W	240W	240W

Min each CH load>20W

For max cable length, please refer to datasheet of the matching Constant Voltage driver in your system.

10) Year; 11) Week

The OTI DALI DIM 1-4CH D is connected between an OPTOTRONIC power supply and an LED-module. The permissible input voltage, mains frequency and temperature range of the dimmer must not be exceeded. Connect only 12V, 24V or 48V LED load and power supplies to the OTI DALI DIM 1-4CH D.



For user instructions in other languages please visit product webpage:

www.osram.com/optotronic



EN 61347-1
EN 61347-2-13
EN 55015
EN 61547
EN 62384

C10449059
G15115733
2022-08-15

OSRAM GmbH
Berliner Allee 65
86153 Augsburg
Germany
www.osram.com