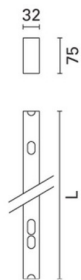


Last information update: January 2025

Product configuration: MJ55.12

MJ55.12: module for continuous line L=2394 - Low Contrast - direct emission - LED - warm white integrated DALI dimmable control gear - 40.6W 3773.5lm - 3000K - Aluminium

**Product code**

MJ55.12: module for continuous line L=2394 - Low Contrast - direct emission - LED - warm white integrated DALI dimmable control gear - 40.6W 3773.5lm - 3000K - Aluminium

Technical description

direct emission modular lighting system with LED lamps. Module for general lighting (Low Contrast) specifically for continuous line. Minimal (frameless) version extruded aluminium double length profile; methacrylate opal screen set up for connection to other modules by overlapping; mechanical systems for connection between modules included in the package. Installation can be recessed, surface-mounted (ceiling/wall), or pendant. The module must be completed with the accessories kit needed for the selected type of installation. DALI dimmable electronic control gear integrated in the luminaire. Warm white high efficiency LED.

Installation

pendant: complete with power supply unit with cable (MWG5) and suspension cables (MWG6); surface-mounted: complete with supports (MWG7); recessed: after making the preparation slot, use the special supports to install in the false ceiling (MWG8).

Colour

Aluminium (12)

Weight (Kg)

4.23

Mounting

ceiling recessed|ceiling surface|ceiling pendant

Wiring

the module is fitted with 5-pin terminal blocks for pass-through wiring at the ends; the accessory power supply unit code MWG5 has a fixing plate with 5-pin terminal block for connection to the main power supply. DALI dimmable control gear integrated in the module.

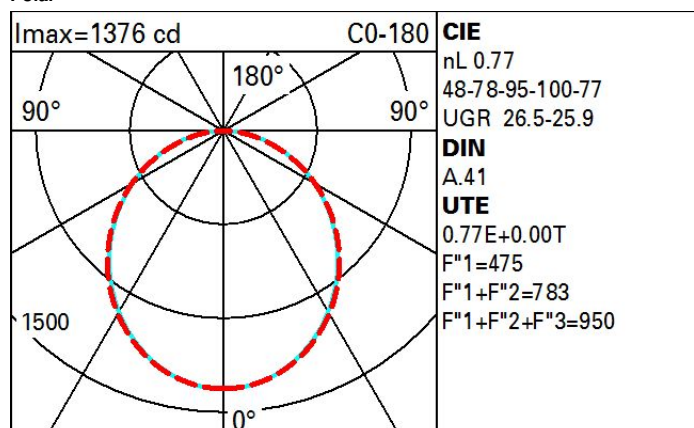
Notes

the intermediate modules are specifically for continuous line installation. To correctly complete a continuous line, always use an initial module at the start or end of the structure. Possibility of combined Low Contrast / High Contrast. TPb rated. TPa version available on request, contact iGuzzini for more info

Complies with EN60598-1 and pertinent regulations

**Technical data**

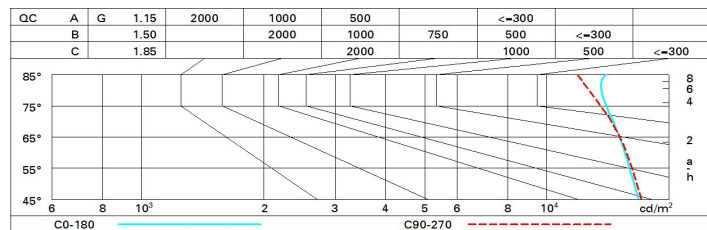
lm system:	3773	MacAdam Step:	3
W system:	40.6	Life Time LED 1:	50,000h - L80 - B10 (Ta 25°C)
lm source:	4900	Lamp code:	LED
W source:	32	Number of lamps for optical assembly:	1
Luminous efficiency (lm/W, real value):	92.9	ZVEI Code:	LED
lm in emergency mode:	-	Number of optical assemblies:	1
Total light flux at or above an angle of 90° [Lm]:	0	Power factor:	See installation instructions
Light Output Ratio (L.O.R.) [%]:	77	Inrush current:	13.6 A / 304 µs
CRI (minimum):	80	Overvoltage protection:	2kV Common mode & 1kV Differential mode
Colour temperature [K]:	3000	Control:	DALI-2

Polar

Utilisation factors

R	77	75	73	71	55	53	33	00	DRR
K0.8	51	42	37	32	41	36	35	30	39
1.0	56	48	42	38	47	42	41	36	47
1.5	64	57	52	48	56	51	51	46	59
2.0	68	63	59	55	62	58	57	52	68
2.5	71	67	63	60	65	62	61	57	74
3.0	73	69	66	63	68	65	64	60	78
4.0	76	73	70	68	71	69	67	64	83
5.0	77	75	72	70	73	71	70	66	86

Luminance curve limit



UGR diagram

Corrected UGR values (at 4900 lm bare lamp luminous flux)											
Reflect.: ceil/cav walls work pl. Room dim x y		viewed crosswise					viewed endwise				
		0.70	0.70	0.50	0.50	0.30	0.70	0.70	0.50	0.50	0.30
		0.50	0.30	0.50	0.30	0.30	0.50	0.30	0.50	0.30	0.30
		0.20	0.20	0.20	0.20	0.20	0.20	0.20	0.20	0.20	0.20
2H	2H	22.3	23.4	22.6	23.7	24.0	22.3	23.5	22.7	23.8	24.0
	3H	23.9	24.9	24.2	25.2	25.5	22.8	23.9	23.2	24.2	24.5
	4H	24.5	25.5	24.9	25.8	26.2	23.0	24.0	23.4	24.3	24.6
	6H	25.1	26.0	25.5	26.4	26.7	23.1	24.0	23.5	24.4	24.7
	8H	25.3	26.2	25.7	26.6	26.9	23.1	24.0	23.5	24.3	24.7
	12H	25.5	26.3	25.9	26.7	27.1	23.1	23.9	23.5	24.3	24.7
4H	2H	23.0	24.0	23.3	24.3	24.6	24.5	25.5	24.9	25.8	26.2
	3H	24.8	25.6	25.2	26.0	26.3	25.2	26.1	25.6	26.4	26.8
	4H	25.6	26.3	26.0	26.7	27.1	25.5	26.3	26.0	26.7	27.1
	6H	26.3	26.9	26.7	27.3	27.8	25.8	26.5	26.2	26.9	27.3
	8H	26.5	27.1	27.0	27.6	28.0	25.9	26.5	26.3	26.9	27.3
	12H	26.7	27.3	27.2	27.7	28.2	25.9	26.4	26.3	26.9	27.3
8H	4H	25.9	26.5	26.3	26.9	27.4	26.4	27.0	26.9	27.4	27.9
	6H	26.7	27.2	27.2	27.7	28.2	26.8	27.3	27.3	27.8	28.2
	8H	27.1	27.5	27.6	28.0	28.5	27.0	27.4	27.5	27.9	28.4
	12H	27.4	27.8	27.9	28.3	28.8	27.1	27.5	27.6	28.0	28.5
12H	4H	25.9	26.5	26.4	26.9	27.4	26.6	27.1	27.0	27.6	28.0
	6H	26.8	27.2	27.3	27.7	28.2	27.0	27.5	27.5	27.9	28.4
	8H	27.2	27.6	27.7	28.1	28.6	27.2	27.6	27.7	28.1	28.6
Variations with the observer position at spacing:											
S =	1.0H	0.1 / -0.1					0.1 / -0.1				
	1.5H	0.2 / -0.3					0.2 / -0.3				
	2.0H	0.3 / -0.5					0.3 / -0.5				