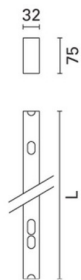


Last information update: January 2025

**Product configuration: MJ51.12**MJ51.12: initial module L 2394 - Low Contrast - direct emission - LED - warm white integrated DALI dimmable control gear - 38W  
3773.5lm - 3000K - Aluminium**Product code**MJ51.12: initial module L 2394 - Low Contrast - direct emission - LED - warm white integrated DALI dimmable control gear - 38W  
3773.5lm - 3000K - Aluminium**Technical description**

direct emission modular lighting system with LED lamps. Initial module for general lighting (Low Contrast); can be used independently or in a continuous line. Minimal (frameless) version extruded aluminium double length profile; methacrylate opal screen set up for connection to end caps on both sides. Installation can be recessed, surface-mounted (ceiling/wall), or pendant. The module must be completed with the accessories kit needed for the selected type of installation. DALI dimmable electronic control gear integrated in the luminaire. Warm white high efficiency LED.

**Installation**

pendant: complete with power supply unit with cable (MWG5) and suspension cables (MWG6); surface-mounted: complete with supports (MWG7); recessed: after making the preparation slot, use the special supports to install in the false ceiling (MWG8).

**Colour**

Aluminium (12)

**Weight (Kg)**

4.2

**Mounting**

ceiling recessed|ceiling surface|ceiling pendant

**Wiring**

the module is fitted with 5-pin terminal blocks for pass-through wiring at the ends; the accessory power supply unit code MWG5 has a fixing plate with 5-pin terminal block for connection to the main power supply. DALI dimmable control gear integrated in the module.

**Notes**

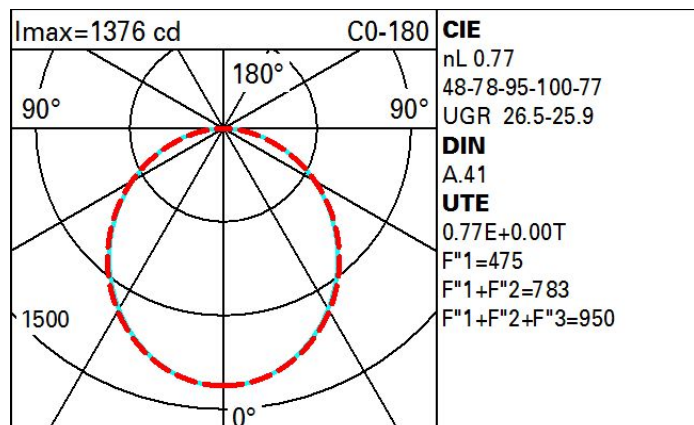
initial modules may be completed with accessory end caps (MX80) and used independently in the various applications. To make continuous lines of lighting, use the intermediate modules. To correctly complete a continuous line, always use an initial module at the start or end of the structure.

TPB rated. TPA version available on request, contact iGuzzini for more info

Complies with EN60598-1 and pertinent regulations

**Technical data**

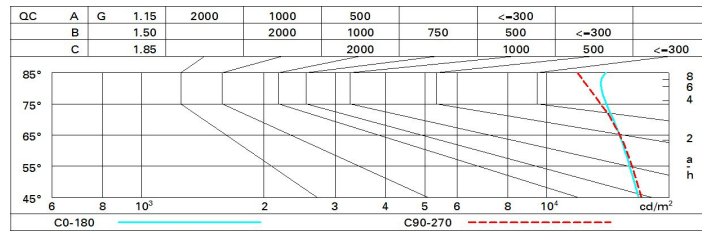
lm system:	3773	MacAdam Step:	3
W system:	38	Life Time LED 1:	50,000h - L80 - B10 (Ta 25°C)
lm source:	4900	Lamp code:	LED
W source:	32	Number of lamps for optical assembly:	1
Luminous efficiency (lm/W, real value):	99.3	ZVEI Code:	LED
lm in emergency mode:	-	Number of optical assemblies:	1
Total light flux at or above an angle of 90° [Lm]:	0	Power factor:	See installation instructions
Light Output Ratio (L.O.R.) [%]:	77	Inrush current:	13.6 A / 304 µs
CRI (minimum):	80	Overvoltage protection:	2kV Common mode & 1kV Differential mode
Colour temperature [K]:	3000	Control:	DALI-2

**Polar**

# Utilisation factors

R	77	75	73	71	55	53	33	00	DRR
K0.8	51	42	37	32	41	36	35	30	39
1.0	56	48	42	38	47	42	41	36	47
1.5	64	57	52	48	56	51	51	46	59
2.0	68	63	59	55	62	58	57	52	68
2.5	71	67	63	60	65	62	61	57	74
3.0	73	69	66	63	68	65	64	60	78
4.0	76	73	70	68	71	69	67	64	83
5.0	77	75	72	70	73	71	70	66	86

# Luminance curve limit



# UGR diagram

Corrected UGR values (at 4900 lm bare lamp luminous flux)											
Reflect.:	ceiling/cav	viewed crosswise					viewed endwise				
		0.70	0.70	0.50	0.50	0.30	0.70	0.70	0.50	0.50	0.30
walls		0.50	0.30	0.50	0.30	0.30	0.50	0.30	0.50	0.30	0.30
work pl.		0.20	0.20	0.20	0.20	0.20	0.20	0.20	0.20	0.20	0.20
Room dim											
x	y										
2H	2H	22.3	23.4	22.6	23.7	24.0	22.3	23.5	22.7	23.8	24.0
	3H	23.9	24.9	24.2	25.2	25.5	22.8	23.9	23.2	24.2	24.5
	4H	24.5	25.5	24.9	25.8	26.2	23.0	24.0	23.4	24.3	24.6
	6H	25.1	26.0	25.5	26.4	26.7	23.1	24.0	23.5	24.4	24.7
	8H	25.3	26.2	25.7	26.6	26.9	23.1	24.0	23.5	24.3	24.7
	12H	25.5	26.3	25.9	26.7	27.1	23.1	23.9	23.5	24.3	24.7
4H	2H	23.0	24.0	23.3	24.3	24.6	24.5	25.5	24.9	25.8	26.2
	3H	24.8	25.6	25.2	26.0	26.3	25.2	26.1	25.6	26.4	26.8
	4H	25.6	26.3	26.0	26.7	27.1	25.5	26.3	26.0	26.7	27.1
	6H	26.3	26.9	26.7	27.3	27.8	25.8	26.5	26.2	26.9	27.3
	8H	26.5	27.1	27.0	27.6	28.0	25.9	26.5	26.3	26.9	27.3
	12H	26.7	27.3	27.2	27.7	28.2	25.9	26.4	26.3	26.9	27.3
8H	4H	25.9	26.5	26.3	26.9	27.4	26.4	27.0	26.9	27.4	27.9
	6H	26.7	27.2	27.2	27.7	28.2	26.8	27.3	27.3	27.8	28.2
	8H	27.1	27.5	27.6	28.0	28.5	27.0	27.4	27.5	27.9	28.4
	12H	27.4	27.8	27.9	28.3	28.8	27.1	27.5	27.6	28.0	28.5
12H	4H	25.9	26.5	26.4	26.9	27.4	26.6	27.1	27.0	27.6	28.0
	6H	26.8	27.2	27.3	27.7	28.2	27.0	27.5	27.5	27.9	28.4
	8H	27.2	27.6	27.7	28.1	28.6	27.2	27.6	27.7	28.1	28.6
Variations with the observer position at spacing:											
S =		1.0H	0.1 / -0.1				0.1 / -0.1				
		1.5H	0.2 / -0.3				0.2 / -0.3				
		2.0H	0.3 / -0.5				0.3 / -0.5				