

Laser Blade XS

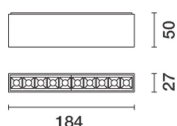

Design iGuzzini

iGuzzini

Last information update: May 2025

Product configuration: EJ56

EJ56: Ceiling-mounted LB XS Linear HC - 10 cells - Flood beam - remote driver



Product code

EJ56: Ceiling-mounted LB XS Linear HC - 10 cells - Flood beam - remote driver

Technical description

Ceiling-mounted luminaire with 10 optic elements for LED lamps - fixed optics with metallised thermoplastic high definition Opti-Beam reflectors. Despite the ultracompact size of the product, the patented technology of the optic system guarantees an efficient luminous flux and a high level of controlled glare visual comfort. Extruded aluminium main body and technical dissipation unit - shaped steel fixing plate. Ballast not included, available with separate code. High efficiency value Neutral White LED (lm/W).

Installation

Ceiling-mounted with surface fixing plate (screws and screw anchors not included) - external locking system.

Colour

White (01) | Black / Black (43) | Black / White (47) | White/Gold (41)* | Black/gold (44)* | White / burnished chrome (E7)* | Black/burnished chrome (F1)*

Weight (Kg)

0.3

* Colours on request

Mounting

ceiling surface

Wiring

Cables supplied with quick-coupling terminals for connecting to power supply line.

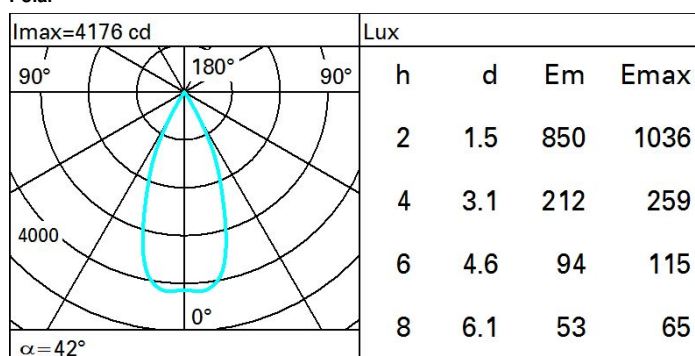
Complies with EN60598-1 and pertinent regulations



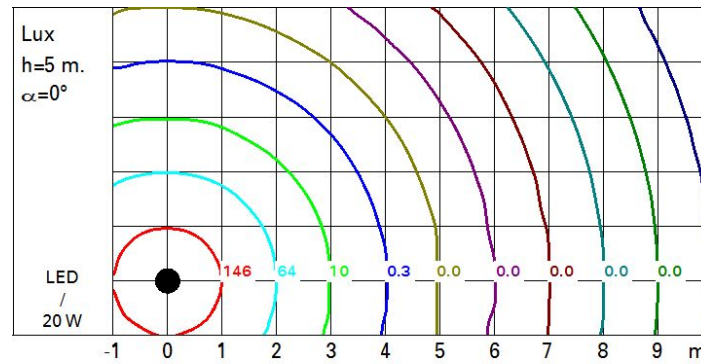
Technical data

Im system:	2034	CRI (minimum):	80
W system:	20	Colour temperature [K]:	4000
Im source:	2450	MacAdam Step:	2
W source:	20	Life Time LED 1:	> 50,000h - L80 - B10 (Ta 25°C)
Luminous efficiency (Im/W, real value):	101.7	Lamp code:	LED
Im in emergency mode:	-	Number of lamps for optical assembly:	1
Total light flux at or above an angle of 90° [Lm]:	0	ZVEI Code:	LED
Light Output Ratio (L.O.R.) [%]:	83	Number of optical assemblies:	1
Beam angle [°]:	43°	LED current [mA]:	700

Polar



Isolux



UGR diagram

Corrected UGR values (at 2450 lm bare lamp luminous flux)											
Reflect.:		viewed crosswise					viewed endwise				
ceiling		0.70	0.70	0.50	0.50	0.30	0.70	0.70	0.50	0.50	0.30
walls		0.50	0.30	0.50	0.30	0.30	0.50	0.30	0.50	0.30	0.30
work pl.		0.20	0.20	0.20	0.20	0.20	0.20	0.20	0.20	0.20	0.20
Room dim		viewed crosswise					viewed endwise				
x	y										
2H	2H	0.6	7.0	0.8	7.3	7.5	0.6	7.0	0.8	7.3	7.5
	3H	0.4	0.9	0.7	7.1	7.4	0.4	0.9	0.7	7.1	7.4
	4H	0.4	0.8	0.7	7.1	7.4	0.4	0.8	0.7	7.1	7.4
	6H	0.3	0.7	0.6	7.0	7.3	0.3	0.7	0.6	7.0	7.3
	8H	0.3	0.6	0.6	6.9	7.3	0.3	0.6	0.6	6.9	7.3
	12H	0.2	0.6	0.6	6.9	7.3	0.2	0.6	0.6	6.9	7.2
4H	2H	0.4	0.8	0.7	7.1	7.4	0.4	0.8	0.7	7.1	7.4
	3H	0.2	0.6	0.6	6.9	7.2	0.2	0.6	0.6	6.9	7.3
	4H	0.1	0.4	0.5	6.8	7.2	0.1	0.4	0.5	6.8	7.2
	6H	0.0	0.3	0.5	6.7	7.1	0.0	0.3	0.5	6.7	7.1
	8H	0.0	0.3	0.4	6.7	7.1	0.0	0.2	0.4	6.7	7.1
	12H	0.0	0.2	0.4	6.6	7.1	5.9	0.2	0.4	6.6	7.1
8H	4H	0.0	0.2	0.4	6.7	7.1	0.0	0.3	0.4	6.7	7.1
	6H	5.9	0.1	0.4	6.6	7.0	5.9	0.1	0.4	6.6	7.0
	8H	5.9	0.0	0.3	6.5	7.0	5.9	0.0	0.3	6.5	7.0
	12H	5.8	0.0	0.3	6.5	7.0	5.8	0.0	0.3	6.4	7.0
12H	4H	5.9	0.2	0.4	6.6	7.1	6.0	0.2	0.4	6.6	7.1
	6H	5.9	0.0	0.3	6.5	7.0	5.9	0.0	0.4	6.5	7.0
	8H	5.8	0.0	0.3	6.4	7.0	5.8	0.0	0.3	6.5	7.0
Variations with the observer position at spacing:											
S =		1.0H	7.0	/ -14.5				7.0	/ -14.5		
		1.5H	9.8	/ -14.7				9.8	/ -14.7		
		2.0H	11.8	/ -14.8				11.8	/ -14.8		