


Product configuration: EJ17
EJ17: 47 surface Integral – Warm White – 220÷240Vac DALI – L=1502mm – Wide Flood optic



EJ17: 47 surface Integral – Warm White – 220÷240Vac DALI – L=1502mm – Wide Flood optic

Direct light luminaire, designed to use monochrome LED lamps, DALI 220÷ 240Vac dimmable with searching and addressing function. Ceiling, wall or surface-mounted. It consists of a body and installation brackets to be ordered separately. The body is made of extruded aluminium and includes die-cast aluminium end caps with 50/60 Shore A silicone seals. It is subjected to a multi-step, pre-treatment process, in which the main phases are degreasing, fluorozirconation (a protective surface film) and sealing (with a nano-structured silane layer). The following painting stage consists of a primer and a liquid acrylic paint, cured at 150°C, with a high level of weather and UV ray resistance. The top of the optical assembly is closed by a 3 mm thick transparent glass screen, fixed with silicone. Complete with multi-LED plate in Warm White and a 220÷240Vac DALI electronic driver (ballast included). Supplied with a double PG11 and outlet cables for pass-through wiring with IP68 male/female joiners. Fitted with optics with a plastic (methacrylate) lens for Wide Flood lighting. All external screws used are made of A2 stainless steel. The luminaire technical characteristics conform to EN 60598-1 standards and particular requirements.

Accessories are available for installation, like adjustable AISI304 stainless steel wall-mounted arms.


Weight (Kg)
4.1

wall arm|wall surface|ceiling surface

Complete with DALI control card and a 220~240Vac electronic ballast. The product is supplied with a nickel-plated brass PG11 double cable gland with 05RN-F 2x1,5mm²+3x0,35mm² rubber outlet cables for pass-through wiring with male and female IP68 connectors. Available for electrical connection and DALI control: IP68 5-pin female connector, IP68 5-pin male connector + closing cap (BZ16), and IP68 5-pin male + female connectors.

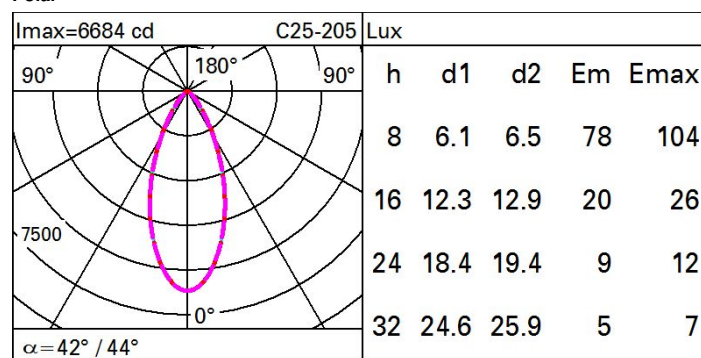
Product complete with LED lamp.

Complies with EN60598-1 and pertinent regulations



lm system:	4200	MacAdam Step:	3
W system:	63	Life Time LED 1:	100,000h - L80 - B10 (Ta 25°C)
lm source:	7000	Life Time LED 2:	100,000h - L80 - B10 (Ta 40°C)
W source:	52	Voltage [Vin]:	230
Luminous efficiency (lm/W, real value):	66.7	Lamp code:	LED
lm in emergency mode:	-	Number of lamps for optical assembly:	1
Total light flux at or above an angle of 90° [Lm]:	0	ZVEI Code:	LED
Light Output Ratio (L.O.R.) [%]:	60	Number of optical assemblies:	1
Beam angle [°]:	42° / 44°	Intervallo temperatura ambiente:	from -30°C to 50°C.
CRI (minimum):	80	Control:	DALI-2
Colour temperature [K]:	3000		

Polar



Isolux

