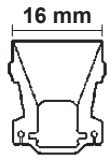


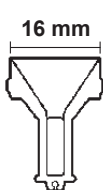
iGuzzini

UNDERSCORE IN/OUT MONOCHROME RGB TUNABLE WITHE

TOP BEND



SIDE BEND



IT Consultare per istruzioni di installazioni aggiuntive.

EN Consult relevant sources for instructions regarding additional installations.

FR Consulter pour obtenir des instructions d'installation supplémentaires.

DE Nachlesen, um weitere Installationsanweisungen zu erhalten.

ES Consultar para conocer las instrucciones de instalación adicionales.

NL Raadpleeg de aanvullende installatie-instructies.

DA Se for yderligere instruktioner til installation.

NO Konsultere for instruksjoner om ekstra installasjoner.

SV Konsultera för ytterligare installationsanvisningar.

RU Обратитесь к дополнительным инструкциям по установке.

ZH 请参考附加安装说明

AR استشر للحصول على إرشادات التركيب الإضافية.



IT **Attenzione:**

La sicurezza dell'apparecchio e' garantita solo con l'uso appropriato delle seguenti istruzioni; pertanto e' necessario conservarle.

EN **Warning:**

The safety of this fixture is guaranteed only if you comply with these instructions; remember to conserve in a safe place.

FR **Attention:**

La sécurité de l'appareil n'est garantie qu'en cas d'utilisation correcte des instructions suivantes; il faut par conséquent les conserver.

DE **Achtung:**

Die sicherheit des gerätes wird nur durch sachgemässe befolgung nachstehender anweisungen gewährleistet; ihre aufbewahrung ist deshalb sehr wichtig.

NL **Opgelet:**

De veiligheid van di atoestel is slechts dan gegarandeerd als indien de volgende instructies strikt worden toegepast: daarom moet men ze ook bewaren.

ES **Atencion:**

La seguridad del aparato se garantiza solo cumpliendo cuidadosamente las siguientes instrucciones; por ello, es necesario conservarlas.

DA **Bemærk:**

Sikkerheden ved brug af armaturet kan kun garanteres, hvis disse anvisninger følges; sørg derfor for at gemme dem.

NO **Advarsel:**

Sikkerheten til dette apparatet garanteres kun hvis du overholder disse instruksjonene; husk å oppbevare dem på et trygt sted.

SV **Observera:**

Utrustningens säkerhet kan endast garanteras om dessa anvisningar respekteras i detalj. Spara därför dessa anvisningar för framtida konsultation.


RU **Внимание:**

Мы гарантируем безопасную эксплуатацию изделия только при соблюдении следующих инструкций; с этой целью необходимо сохранить данную брошюру.

ZH **警告:**

为确保该装置安全, 请遵守操作指示; 并于安全场所放置。

AR **تحذير:** لا يمكن ضمان سلامة هذا الجهاز إلا إذا التزمت بهذه التعليمات. يجب حفظها في مكان آمن.



IT N.B.: Durante l'installazione del sistema rispettare scrupolosamente le norme impiantistiche vigenti.

EN N.B.: When installing the system, strictly comply with all regulations on installation in force.

FR N.B.: Lors de l'installation du système veuillez respecter rigoureusement les normes en vigueur en la matière.

DE N.B.: Beachten sie bei der installation des systems gewissenhaft die gültigen bestimmungen bezüglich der anlagentechnik.

NL N.B.: Bij het installeren van het systeem moet u de gelden de installatienormen strikt naleven.

ES N.B.: Durante la instalación del sistema respetar e scrupulosamente las normas de instalación vigentes.

DA N.B.: Under installation af systemet skal man nøje overholde de gældende regler for disse anlæg.

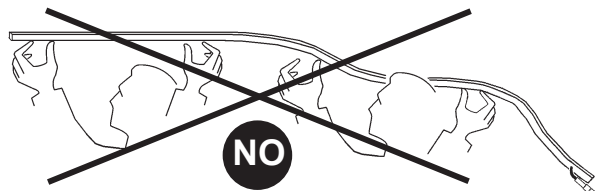
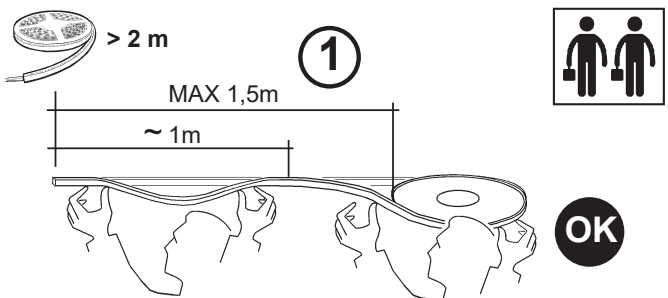
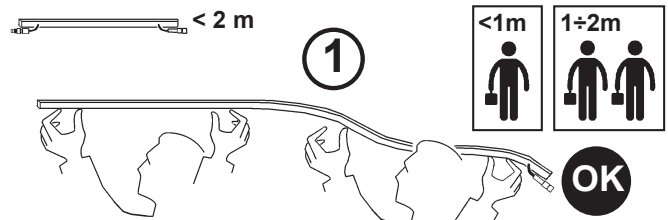
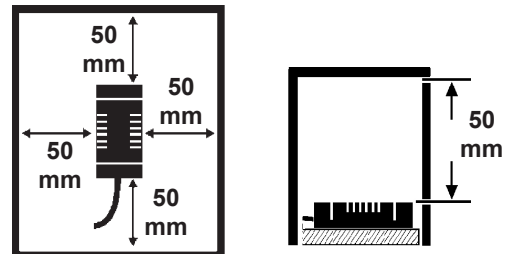
NO N.B.: Ved installasjon av systemet skal alle forskrifter om installasjon som gjelder følges strengt.

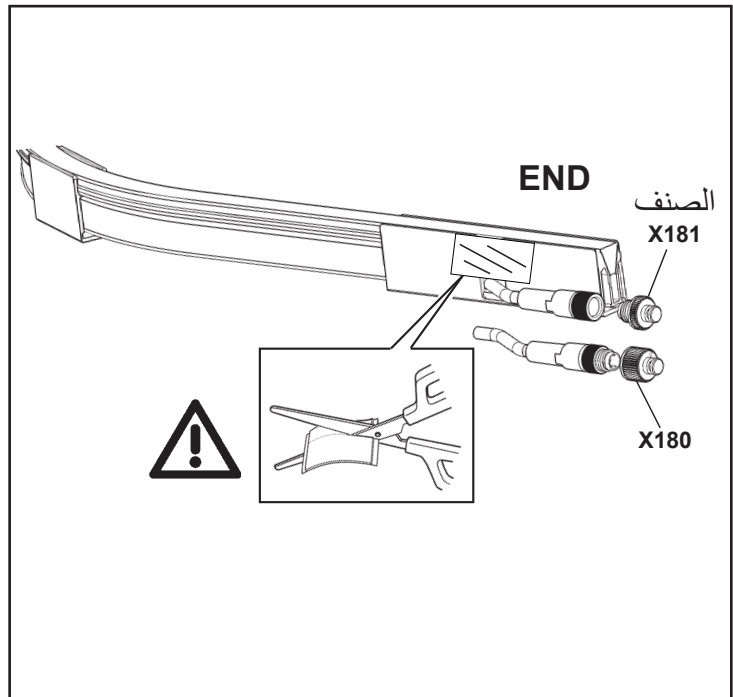
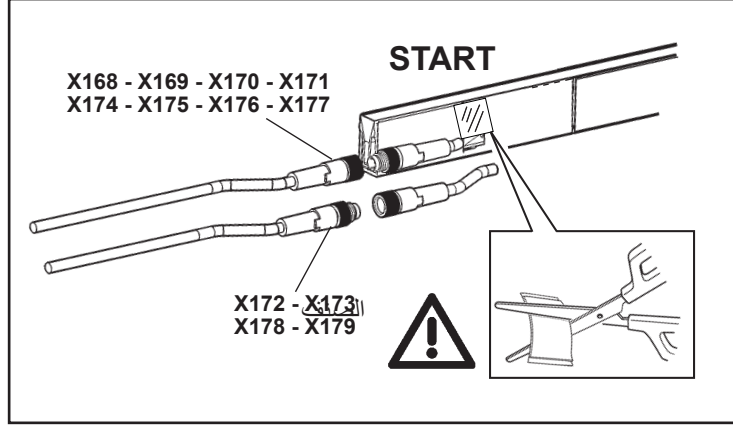
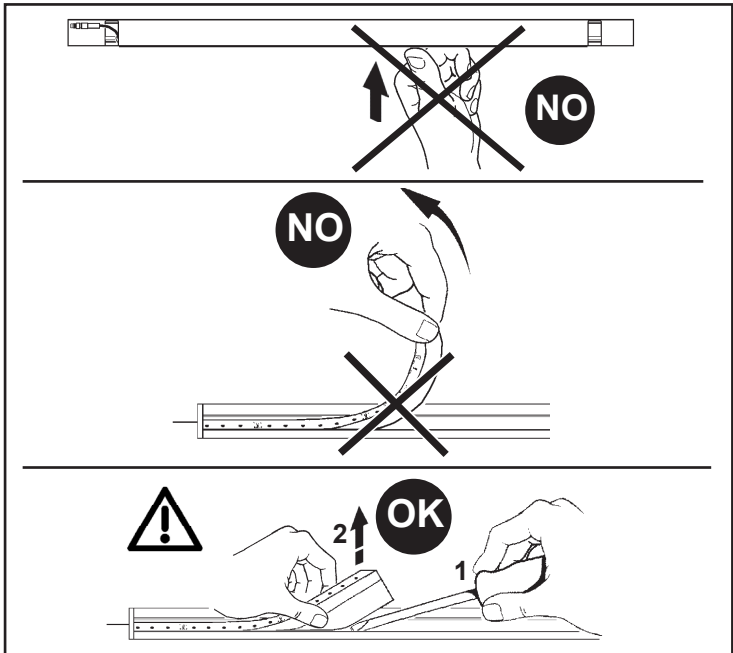
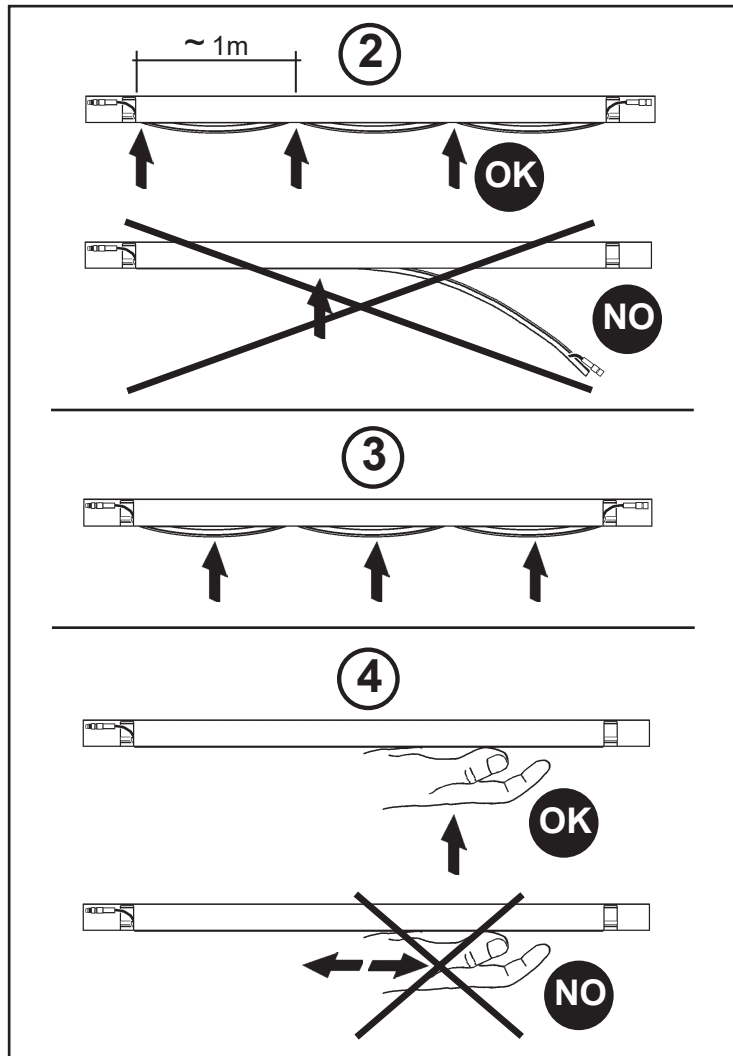
SV OBS.: Under installationen av systemet ska installationsföreskrifterna respekteras i detalj.

RU примечание: в процессе монтажа системы строго соблюдайте национальные действующие нормативы по электропроводке.

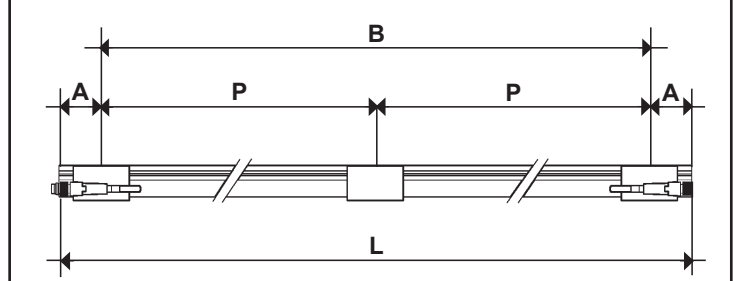
ZH 注意: 在安装系统时请遵守设备的安装规定。

AR ملاحظة: أثناء تركيب النظام يجب التقيد بحرص بالنظم السائدة المتعلقة بالشبكة الكهربائية.





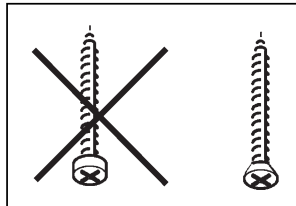
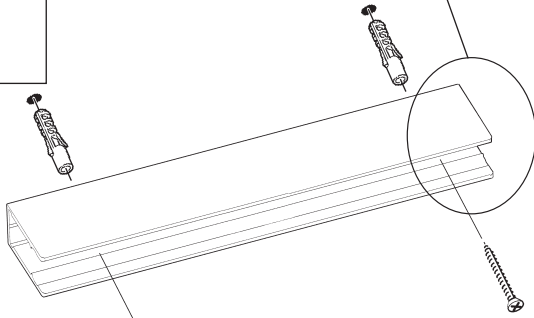

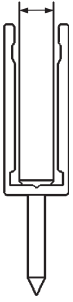
art. X131 - X132 - X141 - X142 - X145 - X146 - X147 - X156
X157 - X166 - X167



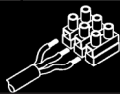
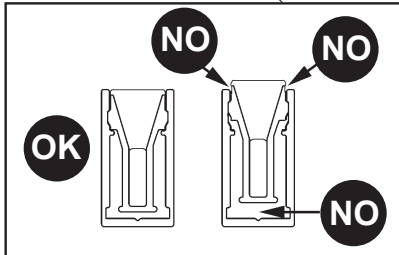
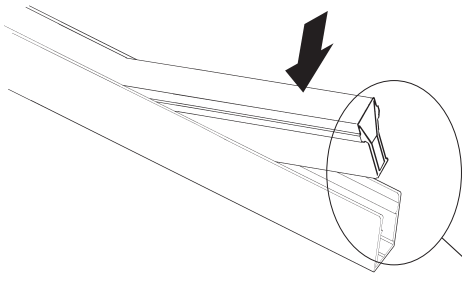
| L (mm) | N° (CLIP) | A (mm) | B (mm) | P (mm) |
|--------|-----------|--------|--------|--------|
| 254 | 2 | 30 | 194 | - |
| 304 | 2 | 30 | 244 | - |
| 354 | 2 | 30 | 294 | - |
| 404 | 2 | 30 | 344 | - |
| 454 | 2 | 30 | 394 | - |
| 504 | 3 | 30 | - | 222 |
| 554 | 3 | 30 | - | 247 |
| 604 | 3 | 30 | - | 272 |
| 654 | 3 | 30 | - | 297 |
| 704 | 3 | 30 | - | 322 |
| 754 | 3 | 30 | - | 347 |
| 804 | 4 | 30 | - | 248 |
| 854 | 4 | 30 | - | 264,7 |
| 904 | 4 | 30 | - | 281,3 |
| 954 | 4 | 30 | - | 298 |
| 1004 | 4 | 30 | - | 314,7 |
| 2004 | 6 | 30 | - | 388,8 |
| 3004 | 9 | 30 | - | 368 |
| 4004 | 12 | 30 | - | 358,5 |
| 5004 | 14 | 30 | - | 380,3 |
| 7004 | 18 | 30 | - | 408,5 |

IT In applicazioni con presenza di curve, i valori riportati in tabella possono variare.
 EN In applications featuring bends, the values shown in the table may vary.
 FR En présence de courbes, les valeurs figurant dans le tableau peuvent varier.
 DE In Anwendungen mit kurvenförmiger Verlegung gelten evtl. vor den Tabellenangaben abweichende Werte.
 NL Bij toepassingen met bochten kunnen de waarden in de tabel variëren.
 ES En aplicaciones con curvas, los valores indicados en la tabla pueden variar.
 DA Ved anvendelser med tilstedeværelse af kurver kan værdierne i tabellen variere.
 NO Hvis bruksområdet er krumlinjet, kan verdiene i tabellen endre seg.
 SV Vid appliceringar där det förekommer böjar kan värdena som anges i tabellen variera.
 RU Применение, при которых продукт сгибается, может предусматривать изменение значений, приведенных в таблице.
 ZH 在特有的曲面应用中，表格所示数值可能有所改变。
 AR في التطبيقات الموجودة فيها منحنيات، قد تختلف القيم المدونة في الجدول.

MAX Ø 6mm




لا يمكن استبدال الكابل ، في حاله تلفه ، يجب استبدال المنتج



يجب أن تكون وحدة التغذية الخارجية SELV

يجب أن تكون وحدة التغذية الخارجية SELV

AR





IT Il grado di protezione del sistema è garantito soltanto se si effettuano correttamente le operazioni di installazione.

EN The degree of protection offered by the system is only guaranteed if the installation is completed correctly.

FR L'indice de protection du système n'est assuré que si les opérations d'installation sont effectuées correctement.

DE Der Schutzgrad des Systems ist nur gewährleistet, wenn die Installationsarbeiten korrekt ausgeführt werden.

NL De beschermingsgraad van het systeem is alleen dan gegarandeerd als u de installatiehandelingen correct uitvoert.

ES El grado de protección del sistema está garantizado siempre y cuando las operaciones de instalación se lleven a cabo correctamente.

DA Systemets beskyttelsesgrad garanteres kun, hvis installationen udføres korrekt.

NO Systemets beskyttelsesgrad garanteres bare hvis installasjonen er korrekt utført.

SV Systemets skyddsgrad garanteras endast under förutsättning att installationen utförs på ett korrekt sätt.

RU Степень защиты температуры гарантируется только в том случае, если монтаж производится согласно всем требованиям.

ZH 仅在正确完成安装后才能确保系统提供的防护等级。

AR ملاحظة: درجة حماية النظام مضمونة فقط إذا تمت عملية السلكة (معالجة السيليكون) بالشكل الصحيح.

IT Protezione IP68 sia sul prodotto che sul sistema di linea continua utilizzando connettori IP68

* Si considera il prodotto non idoneo ad installazione in piscine e fontane.

EN IP68 protection on the product and the continuous line system with IP68 connectors.

*The product is not suitable for use in swimming pools and fountains.

FR Protection IP68 sur le produit et sur le système de ligne continue en utilisant des connecteurs IP68.

* Le produit ne convient pas pour une installation dans des piscines.

DE Schutzart IP68 beim Produkt wie beim System der Reihen mit Steckverbinder IP68

* Das Produkt ist nicht geeignet für den Einbau in Schwimmbädern.

NL Beschermingsgraad IP68 op het product en het continue lijnsysteem met behulp van IP68-connectors

* Het product is niet geschikt voor installatie in zwembaden en fonteinen.

ES Protección IP68 tanto del producto como del sistema de línea continua utilizando conectores IP68.

* No es el producto ideal para la instalación en piscinas.

DA IP68-beskyttelse både på produktet og på det kontinuerlige lijnesystem ved brug af IP68-stik

* Produktet betragtes som uegnet til installation i svømmebassiner og springvand.

NO IP68-beskyttelse både på produktet og på systemet i kontinuerlig linje ved å bruke IP68-koblinger

* Produktet regnes for ikke å være egnet for installasjon i svømmebasseng eller fontener.

SV Skyddsklass IP68 både på produkten och på systemet med obruten linje genom att använda kontaktdon IP68

* Produkten betraktas som olämplig för installation i simbassänger och fontäner.

RU Защита IP68 как для продукта, так и для системы непрерывной линии с использованием разъемов IP68

* Продукт не рассчитан для установки в бассейнах и фонтанах.

ZH 该产品具备 IP68 防护并且连线系统带有 IP68 连接器。

*该产品不适合在泳池和喷泉使用。

AR الحماية وفقاً للفتنة IP68؛ وذلك سواء بالنسبة للمنتج، أو بالنسبة لنظام خط التغذية بالتيار المستمر الذي يستخدم الوصلات من الفتنة IP68.

* هذا المنتج لا يعتبر ملائماً للتركيب في حمامات السباحة أو في النوافير.



UNDERSCORE IN/OUT

WARNING:

THE SAFETY OF THIS FIXTURE IS GUARANTEED ONLY IF YOU COMPLY WITH THESE INSTRUCTIONS; REMEMBER TO CONSERVE IN A SAFE PLACE.

ATTENTION:

LA SÉCURITÉ DE L'APPAREIL N'EST GARANTIE QU'EN CAS D'UTILISATION CORRECTE DES INSTRUCTIONS SUIVANTES; IL FAUT PAR CONSÉQUENT LES CONSERVER.

ATTENCION:

LA SEGURIDAD DEL APARATO SE GARANTIZA SOLO CUMPLIENDO CUIDADOSAMENTE LAS SIGUIENTES INSTRUCCIONES; ES NECESARIO CONSERVARLAS.

ATTENZIONE:

LA SICUREZZA DELL'APPARECCHIO E' GARANTITA SOLO CON L'USO APPROPRIATO DELLE SEGUENTI ISTRUZIONI; PERTANTO E' NECESSARIO CONSERVARE.

EN INSTALL IN ACCORDANCE WITH NATIONAL ELECTRIC CODE, LOCAL AND FEDERAL CODE SPECIFICATION.

FR VEUILLEZ INSTALLER CE PRODUIT EN CONFORMITÉ AVEC LE CODE ÉLECTRIQUE NATIONAL ET LES SPÉCIFICATIONS DU CODE LOCAL ET FÉDÉRAL.

ES INSTALAR EL PRODUCTO RESPETANDO LAS NORMAS ELÉCTRICAS NACIONALES Y LAS ESPECIFICACIONES DE LAS NORMAS LOCALES Y FEDERALES.

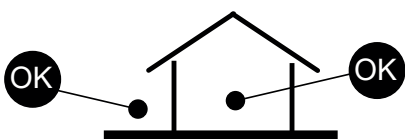
IT SI PREGA DI INSTALLARE QUESTO CONFORMITÀ CON IL NATIONAL ELECTRICAL CODE E LE SPECIFICHE DEL CODICE LOCALE E FEDERALE.

EN N.B.: WHEN INSTALLING THE SYSTEM, STRICTLY COMPLY WITH ALL REGULATIONS ON INSTALLATION IN FORCE.

FR N.B.: LORS DE L'INSTALLATION DU SYSTÈME VEUILLEZ RESPECTER RIGOREUSEMENT LES NORMES EN VIGUEUR EN LA MATIÈRE.

ES N.B.: DURANTE LA INSTALACIÓN DEL SISTEMA RESPECTAR E SCRUPULOSAMENTE LAS NORMAS DE INSTALACIÓN VIGENTES.

IT N.B.: DURANTE L'INSTALLAZIONE DEL SISTEMA RISPETTARE SCRUPOLOSAMENTE LE NORME IMPIANTISTICHE VIGENTI.



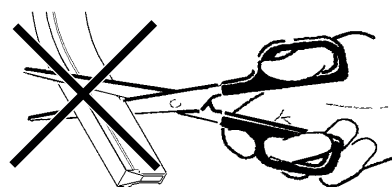
EN Handle with care and do not subject to mechanical stress.

FR Manipuler avec précaution et ne pas soumettre à des contraintes mécaniques.


ES Manejar con cuidado y no someter a tensiones mecánicas.

IT Maneggiare con cura e non sottoporre a tensioni meccaniche.

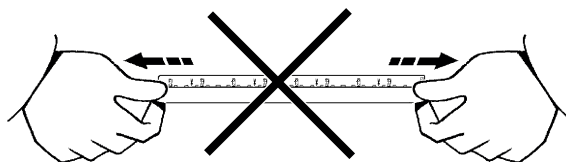
NO



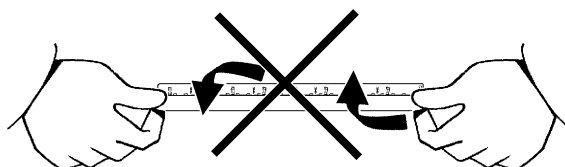
NO

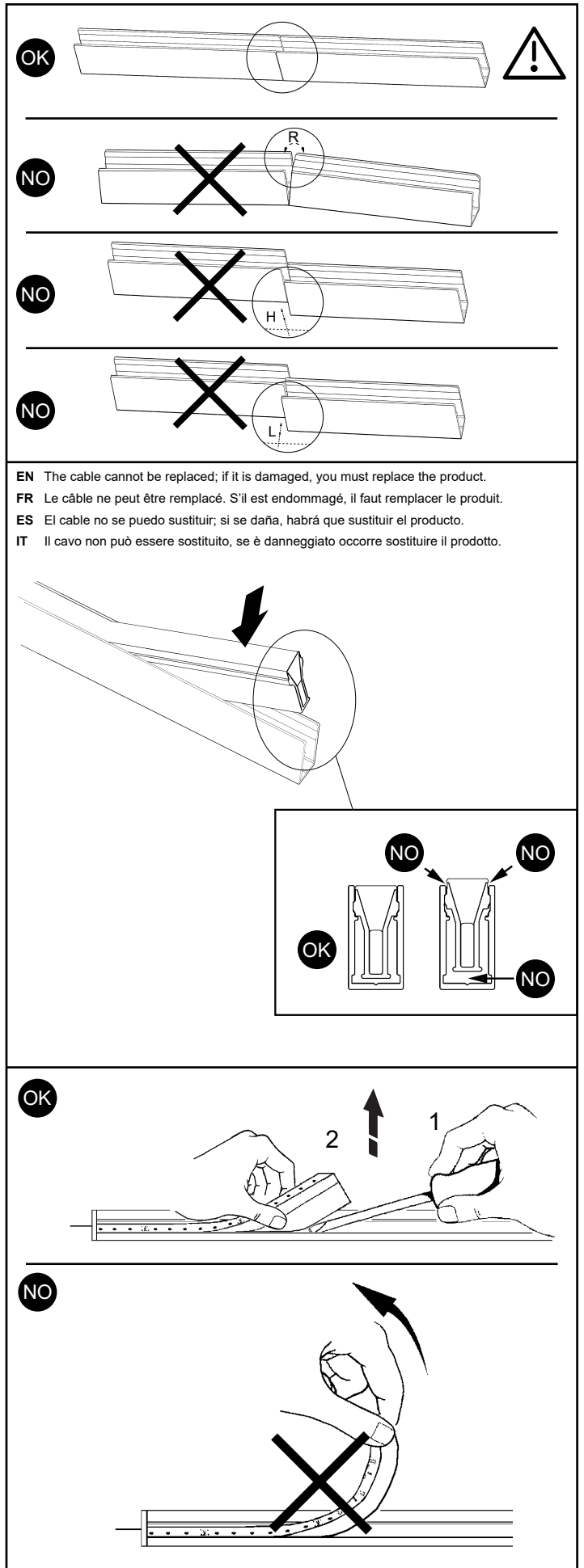
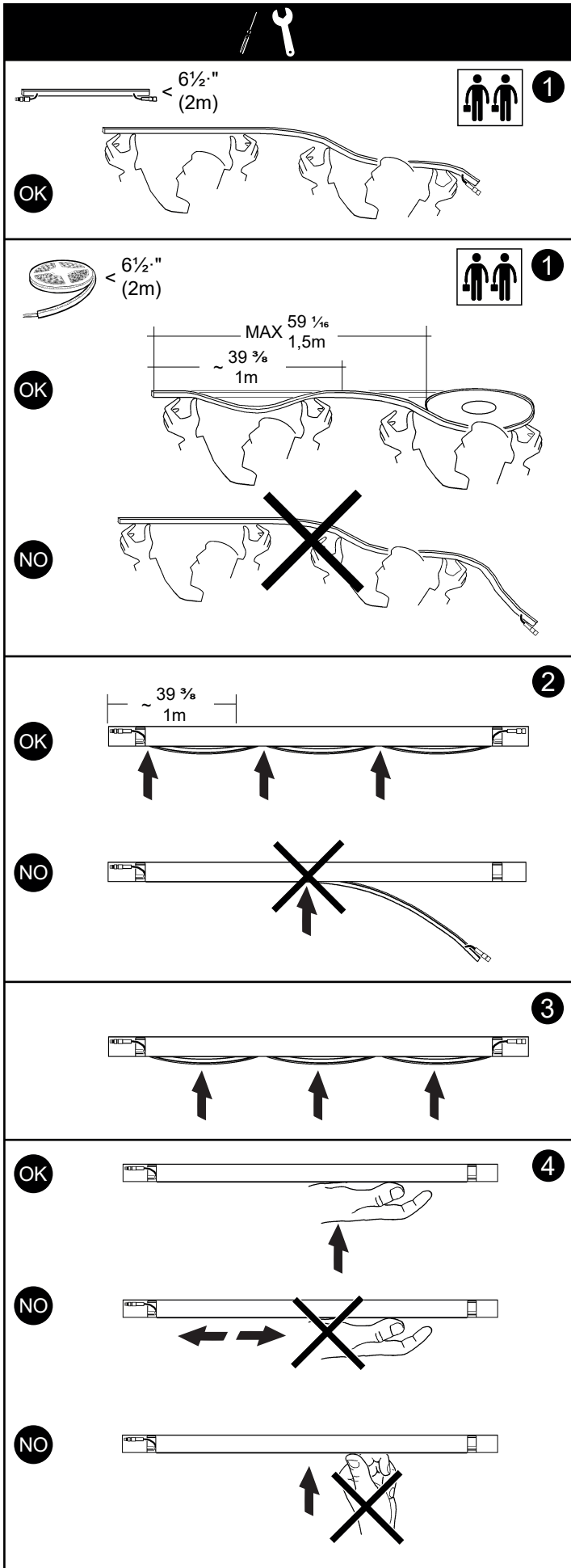


NO

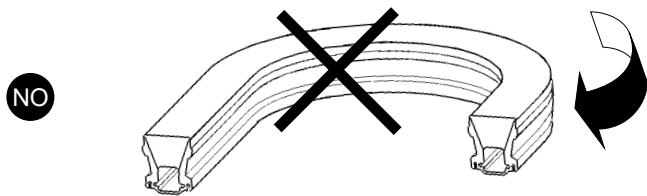


NO

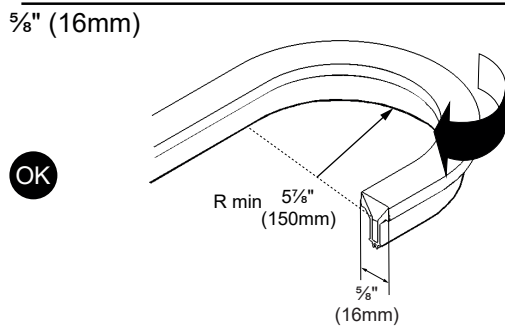
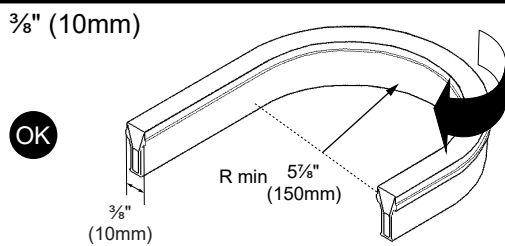




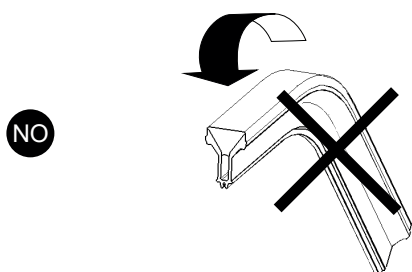
TOP BEND $\frac{5}{8}$ " (16mm)



SIDE BEND $\frac{3}{8}$ " (10mm) & $\frac{5}{8}$ " (16mm)



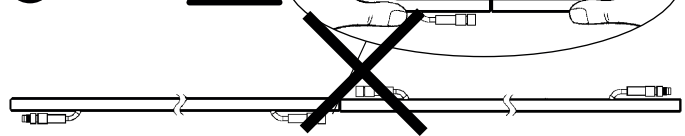
$\frac{3}{8}$ " & $\frac{5}{8}$ " (10 & 16mm)



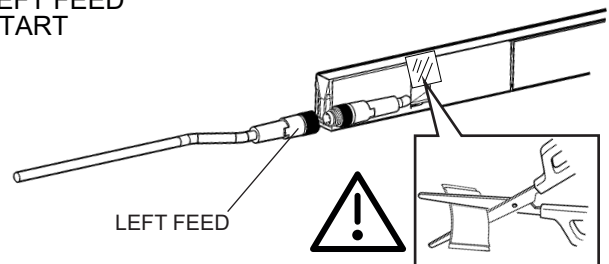
OK



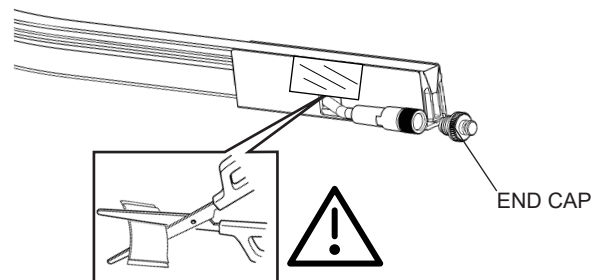
NO



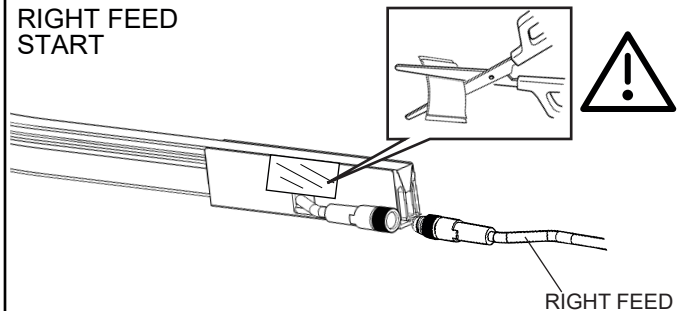
LEFT FEED START



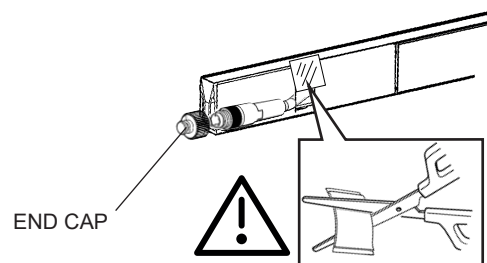
LEFT FEED END

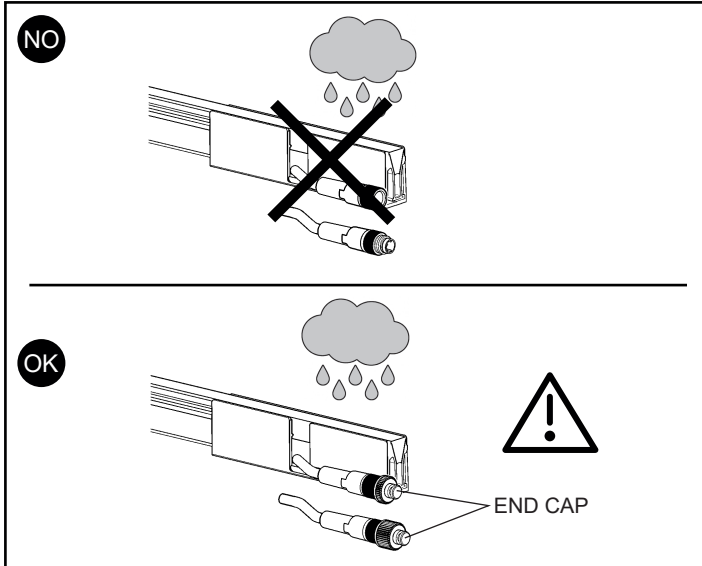


RIGHT FEED START



RIGHT FEED END

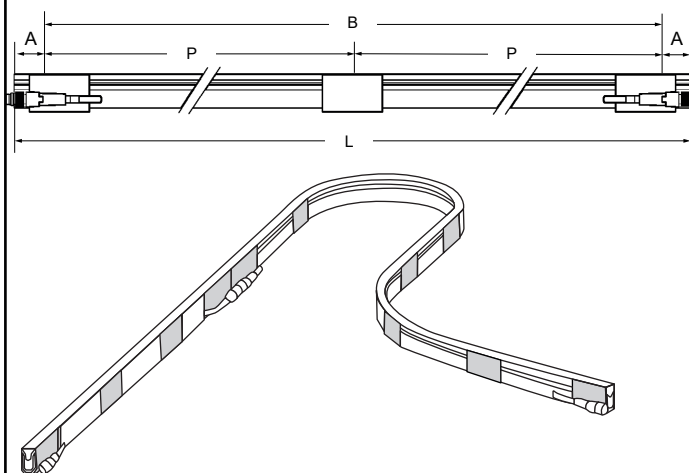




CURVED INSTALLATION

EN In applications featuring bends, the values shown in the table may vary.
FR En présence de courbes, les valeurs figurant dans le tableau peuvent varier.
ES En aplicaciones con curvas, los valores indicados en la tabla pueden variar.
IT In applicazioni con presenza di curve, i valori riportati in tabella possono variare.

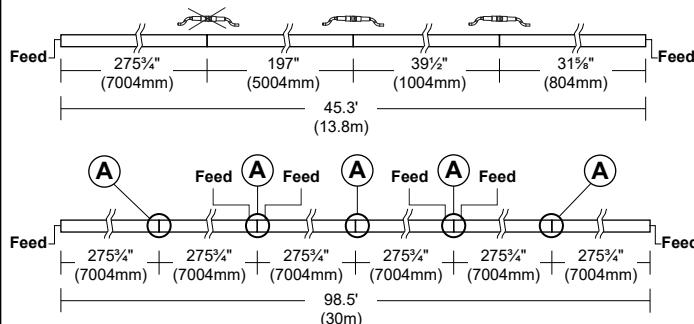
| L (ART) ±1/8" (4mm) | A | B | P | QTY. CLIP/ SPRING |
|------------------------|------------------|-----------------|-----------------|-------------------------|
| 10" (254mm) | 1 1/4" (30mm) | 7 5/8" (194mm) | - | 2 |
| 12" (304mm) | | 9 5/8" (244mm) | - | 2 |
| 14" (354mm) | | 11 5/8" (294mm) | - | 2 |
| 15 1/2" (404mm) | | 13 1/2" (344mm) | - | 2 |
| 17 1/8" (454mm) | | 15 1/2" (394mm) | - | 2 |
| 19 1/4" (504mm) | | - | 8 3/4" (222mm) | 3 |
| 21 1/8" (554mm) | | - | 9 3/4" (247mm) | 3 |
| 23 3/4" (604mm) | | - | 10 3/4" (272mm) | 3 |
| 25 3/4" (654mm) | | - | 11 3/4" (297mm) | 3 |
| 27 3/4" (704mm) | | - | 12 3/4" (322mm) | 3 |
| 29 3/4" (754mm) | | - | 13 3/8" (347mm) | 3 |
| 31 3/8" (804mm) | | - | 9 3/4" (248mm) | 4 |
| 31 1/8" (854mm) | | - | 10 3/8" (264mm) | 4 |
| 35 5/8" (904mm) | | - | 11 1/8" (281mm) | 4 |
| 37 5/8" (954mm) | | - | 11 1/4" (298mm) | 4 |
| 39 1/2" (1004mm) | | - | 12 3/8" (314mm) | 4 |
| 78 5/8" (2004mm) | | - | 15 1/4" (388mm) | 6 |
| 118 1/4" (3004mm) | | - | 14 1/2" (358mm) | 9 |
| 157 5/8" (4004mm) | | - | 14 5/8" (358mm) | 12 |
| 197" (5004mm) | | - | 14 5/8" (380mm) | 14 |
| 275 3/4" (7004mm) | | - | 16 5/8" (408mm) | 18 |



STRAIGHT INSTALLATION

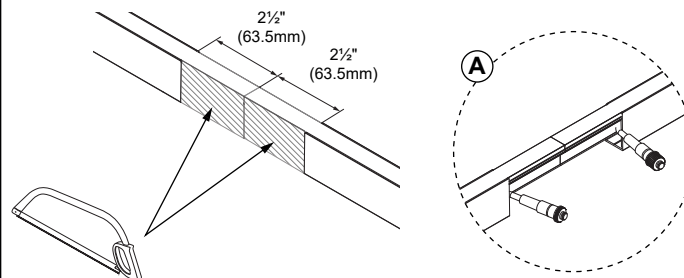
| HIGH PROFILE MOUNTING WITH HIDDEN CONNECTORS | L (ART) ±1/8" (4mm) | QTY PROFILE ACC. |
|---|------------------------|------------------------|
| | 10" (254mm) | 1 |
| | 12" (304mm) | 1 |
| | 14" (354mm) | 1 |
| | 15 1/2" (404mm) | 1 |
| | 17 1/8" (454mm) | 1 |
| | 19 1/4" (504mm) | 1 |
| | 21 1/8" (554mm) | 1 |
| | 23 3/4" (604mm) | 1 |
| | 25 3/4" (654mm) | 1 |
| | 27 3/4" (704mm) | 1 |
| | 29 3/4" (754mm) | 1 |
| | 31 3/8" (804mm) | 1 |
| | 33 3/8" (854mm) | 1 |
| | 35 5/8" (904mm) | 1 |
| | 37 5/8" (954mm) | 1 |
| | 39 1/2" (1004mm) | 1 |
| | 78 5/8" (2004mm) | 1 |
| | 118 1/4" (3004mm) | 2 |
| | 157 5/8" (4004mm) | 2 |
| | 197" (5004mm) | 3 |
| | 275 3/4" (7004mm) | 4 |

COMPOSITION EXAMPLE



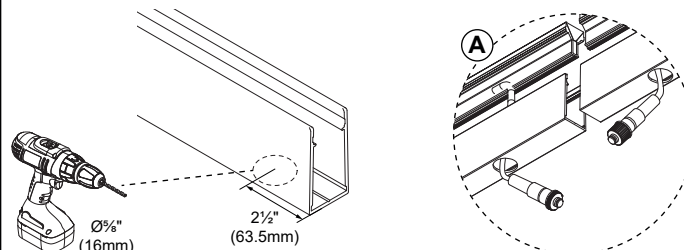
FIXTURE FEED FOR HIGH PROFILE OPTION 1 (EASY):

EN The profile mounting is not continuous; this can be problematic if the installation is visible.
FR Le montage du profil n'est pas continu; cela peut être problématique si l'installation est visible.
ES El montaje del perfil no es continuo. Esto puede ser problemático si la instalación es visible.
IT Il profilo di montaggio non è continuo. Può essere problematico se l'installazione è visibile.

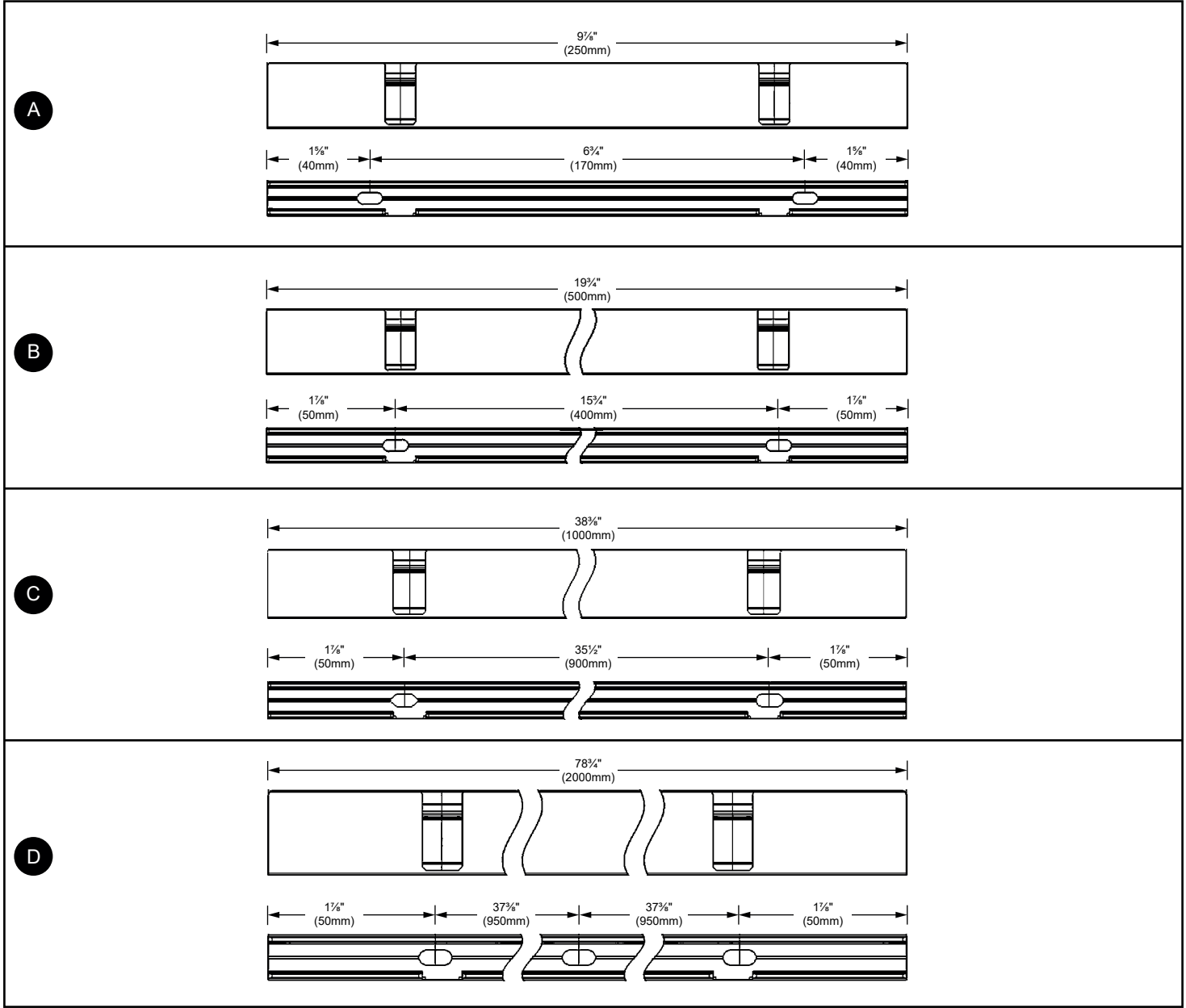


FIXTURE FEED FOR HIGH PROFILE OPTION 2 (ESTHETIC):

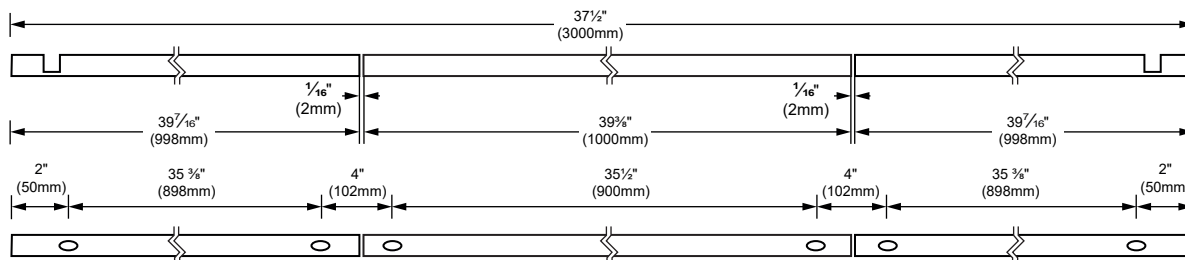
EN There must be the necessary clearance at the rear of the profile to pass the connector.
FR Il doit y avoir le dégagement nécessaire à l'arrière du profil pour passer le connecteur.
ES Debe haber el espacio libre necesario en la parte posterior del perfil para pasar el conector.
IT Necessita uno spazio libero all'estremità dall'profilo passare il connettore.



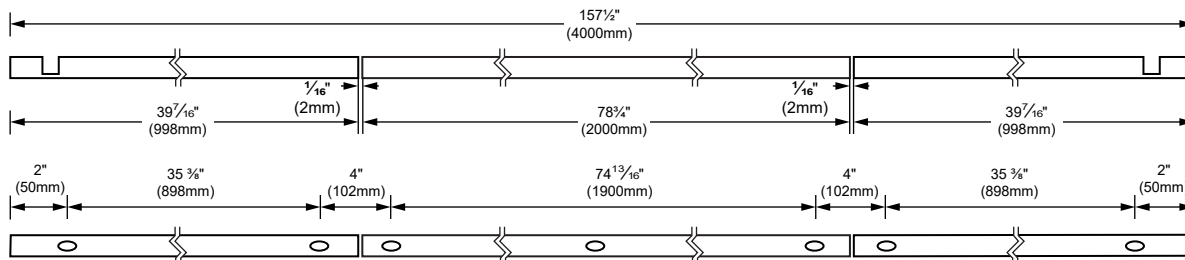
| LOW CLEARANCE MOUNTING WITH EXPOSED CONNECTORS | L (ART) ±½" (4mm) | QTY. START/END PROFILE ACC. | QTY. PROFILE ACC. | QTY. IN-LINE PROFILE ACC. | EX.* |
|---|--|---|--|---|---|
| <div><div>TOP BEND</div><div><div>3/8" (16mm)</div><div>1" (25mm)</div><div>1 1/4" (32mm)</div></div><div><div>SIDE BEND</div><div><div>3/8" (16mm)</div><div>1" (25mm)</div><div>1" (25mm)</div></div></div></div> | 10" (254mm) 12" (304mm) 14" (354mm) 15½" (404mm) 17¼" (454mm) 19½" (504mm) 21¼" (554mm) 23¾" (604mm) 25¼" (654mm) 27¾" (704mm) 29¾" (754mm) 31¾" (804mm) 31¾" (854mm) 35½" (904mm) 37¾" (954mm) 39½" (1004mm) 78¾" (2004mm) 118¼" (3004mm) 157¾" (4004mm) 197" (5004mm) 275¼" (7004mm) | - 1 1 1 1 - 1 1 1 1 1 1 1 1 1 1 - 1 1 1 1 1 1 | 1 - - - - 1 - - - - - - - - - - 1 - - - - - | - 1 1 1 1 - 1 1 1 1 1 1 1 1 1 1 - - 1 1 1 2 3 | A I I I I B I I I I I I I I I C D E F G H |



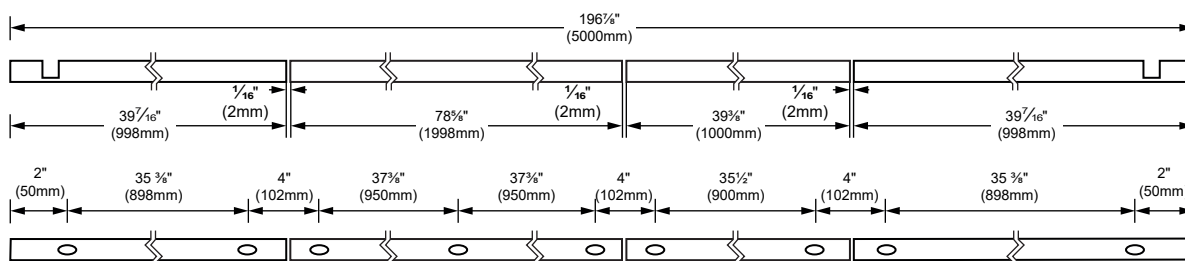
E



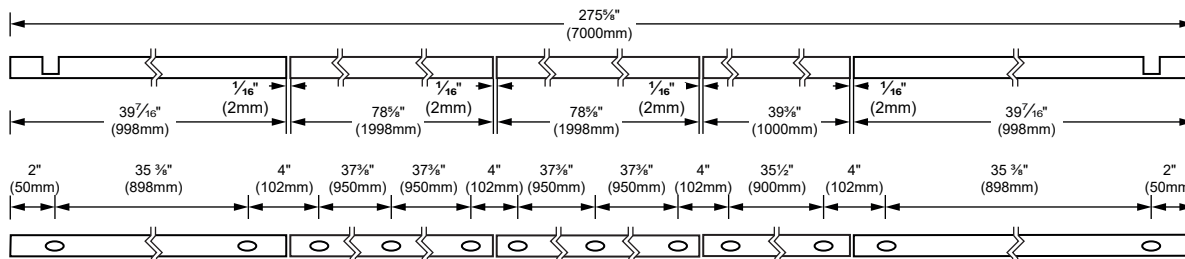
F



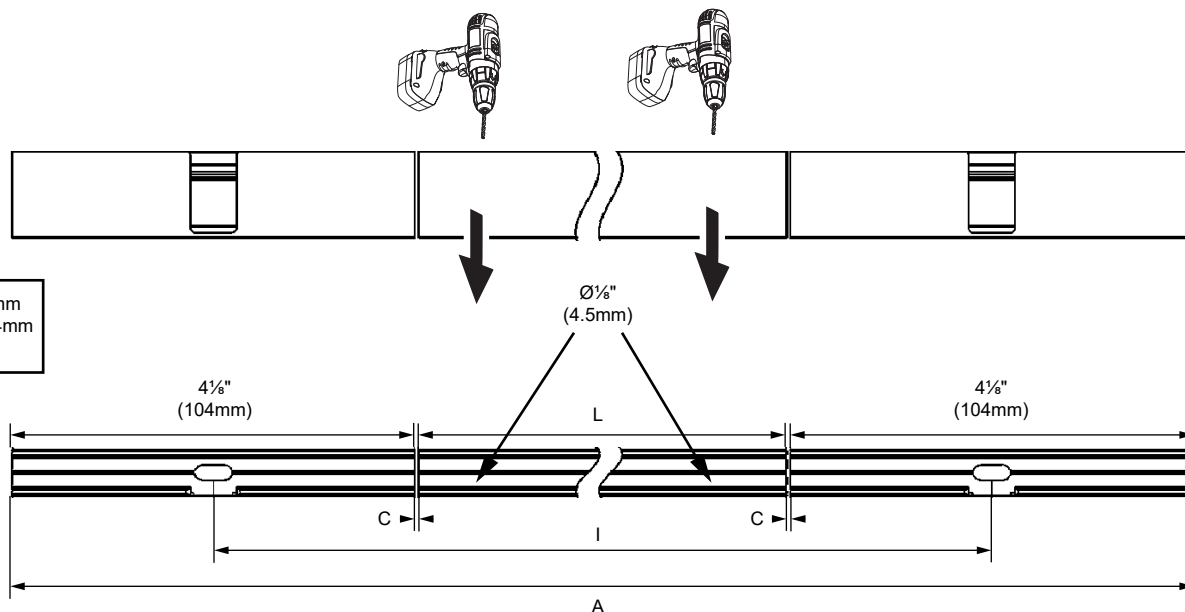
G



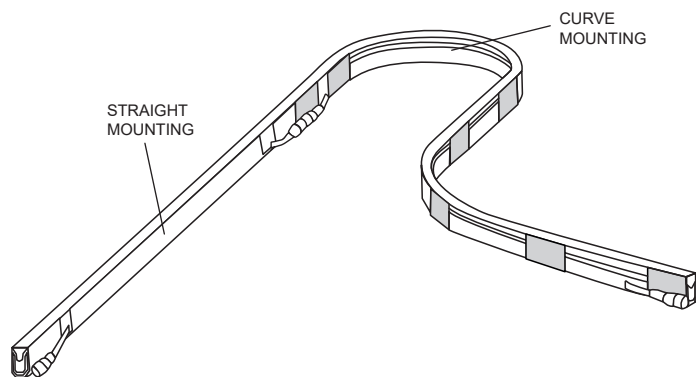
H



I

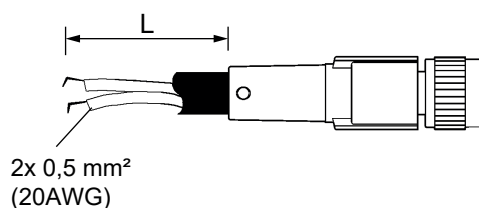


MIXED INSTALLATION

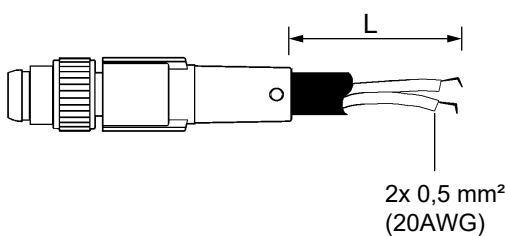


- EN** For mixed installations, every Underscore unit using a different mounting option (AL / AH / CL / CH / LP / HP) will require a new order.
- FR** Lorsque vous faites une installation mixte, chaque longueur de Underscore ayant un montage différent (AL / AH / CL / CH / LP / HP) correspond à un nouveau code de produit à commander.
- ES** Cuando se realiza instalación mixta, cada longitud de Underscore que comporta montajes diferentes (AL / AH / CL / CH / LP / HP) corresponde a un nuevo código de producto de pedido.
- IT** Quando fate l'installazione mista, ogni lunghezza dell'underscore che ha un montaggio (AL / AH / CL / CH / LP / HP) , corrisponde a un nuovo codice da ordinare.

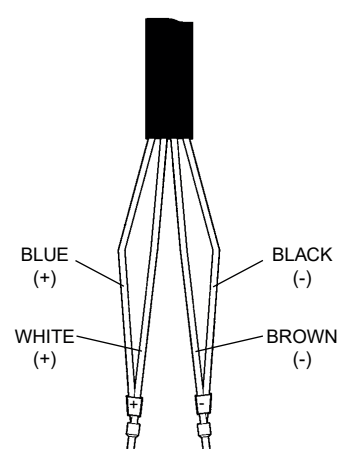
MONOCHROMATIC



| Art | L |
|------|----------------|
| X168 | 4½" (115mm) |
| X169 | 59" (1500mm) |
| X170 | 118" (3000mm) |
| X171 | 196⅞" (5000mm) |

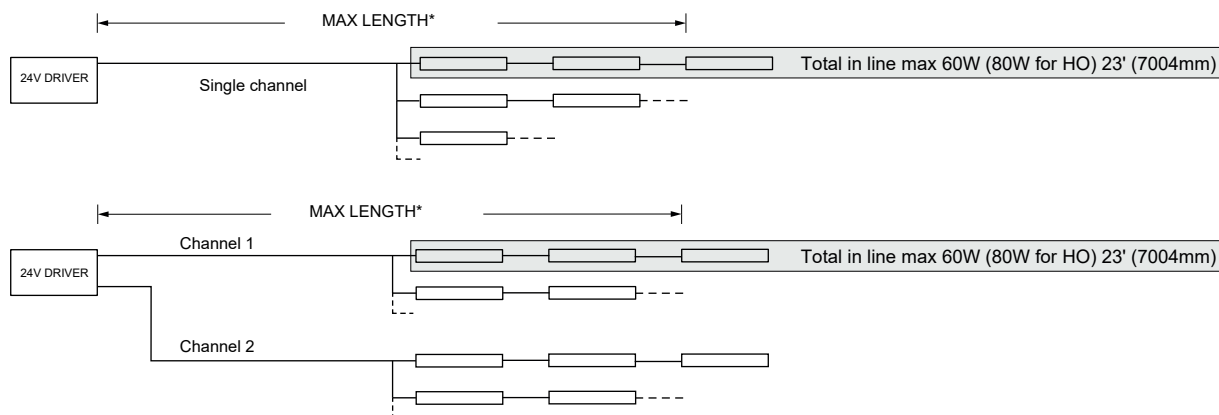


| Art | L |
|------|--------------|
| X172 | 4½" (115mm) |
| X173 | 59" (1500mm) |



SUGGESTED WIRING DIAGRAM - MONOCHROMATIC

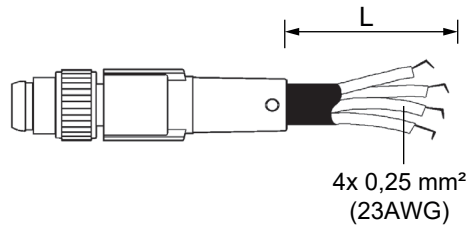
*maximum length will vary depending on the driver used and the number of luminaires on the line.



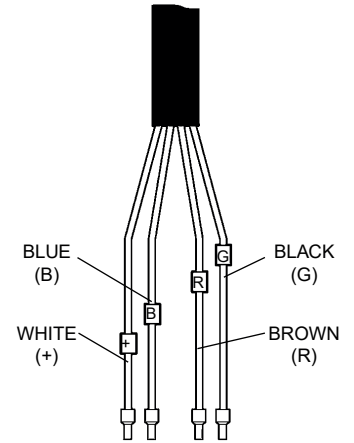
RGB



| Art | L |
|------|----------------|
| X174 | 4½" (115mm) |
| X175 | 59" (1500mm) |
| X176 | 118" (3000mm) |
| X177 | 196⅞" (5000mm) |



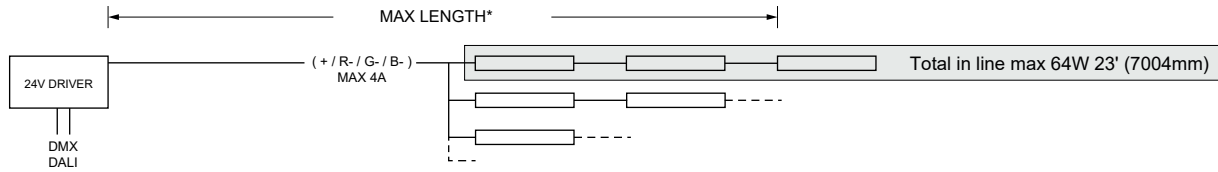
| Art | L |
|------|--------------|
| X178 | 4½" (115mm) |
| X179 | 59" (1500mm) |



SUGGESTED WIRING DIAGRAM - RGB

POWER SUPPLY CODE: 4449-0024-100-UNV-LDMX/DA

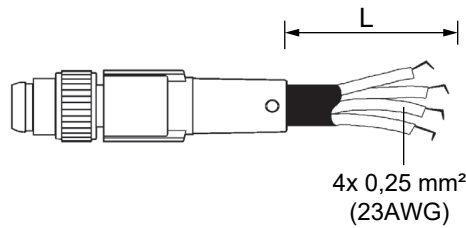
*maximum length will vary depending on the driver used and the number of luminaires on the line.



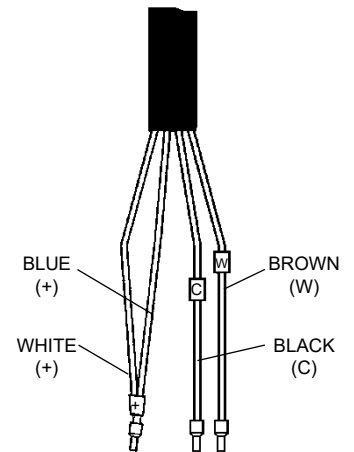
TUNABLE WHITE



| Art | L |
|------|----------------|
| X288 | 4½" (115mm) |
| X289 | 59" (1500mm) |
| X290 | 118" (3000mm) |
| X291 | 196⅞" (5000mm) |



| Art | L |
|------|--------------|
| X292 | 4½" (115mm) |
| X293 | 59" (1500mm) |



SUGGESTED WIRING DIAGRAM - RGB

POWER SUPPLY CODE: 4449-0024-100-UNV-LDMX/DA

*maximum length will vary depending on the driver used and the number of luminaires on the line.



EN The product are subject to thermal expansion and it must be taken into account in installations subject to a wide range of temperatures.

FR Les produits peuvent subir des dilatations thermiques selon les écarts de température auxquels ils sont soumis. Il faut tenir compte de ces dilatations en cas d'installations avec des vastes écarts de température.

ES Los productos pueden verse sujetos a dilataciones térmicas si se ven sometidos a cambios bruscos de temperatura. Tenga en cuenta estas dilataciones en caso de instalaciones con cambios bruscos de temperatura.

IT Gli art., sono soggetti a dilatazioni termiche in funzione delle escursioni di temperatura alle quali sono sottoposte. Considerare questa eventualità nel caso di installazioni con alte escursioni.

EN IP68 protection on the product and the continuous line system with IP68 connectors.
*The product is not suitable for use in swimming pools and fountains.

FR Protection IP68 sur le produit et sur le système de ligne continue en utilisant des connecteurs IP68.
*Le produit ne convient pas pour des installations dans des piscines et fontaines.

ES Protección IP68 tanto del producto como del sistema de línea continua utilizando conectores IP68.
*No es el producto ideal para la instalación en piscinas y fuentes.

IT Protezione IP68 sia sul prodotto che sul sistema di linea continua utilizzando connettori IP68.
*Si considera il prodotto non idoneo ad installazione in piscine e fontane.

EN The degree of protection offered by the system is only guaranteed if the installation is completed correctly.

FR L'indice de protection du système n'est assuré que si les opérations d'installation sont effectuées correctement.

ES El grado de protección del sistema está garantizado siempre u cuando las operaciones de instalación se lleven a cabo correctamente.

IT Il grado di protezione del sistema è garantito soltanto se si effettuano correttamente le operazioni di installazione.

EN Use only with class 2 power unit.

FR À utiliser uniquement avec une unité de puissance de classe 2.

ES Utilizar únicamente con driver clase 2.

IT Utilizzare unicamente con driver classe 2.

EN NB: Clean the screens exclusively using water and methylated spirits.

FR N.B: Pour le nettoyage éventuel des écrans, utiliser uniquement de l'eau et de l'alcool.

ES Nota: Para la limpieza de las pantallas utilizar exclusivamente agua y alcohol.

IT N.B: Per l'eventuale pulizia schermi, utilizzare esclusivamente acqua ed alcool.

EN The performance level and safety of the lighting fixture are only guaranteed for oscillations of $\pm 5\%$ in the current, in relation to the nominal value.

FR Les performances et la sécurité de l'appareil ne sont assurées que pour des oscillations de courant de $\pm 5\%$ par rapport à la valeur nominale.

ES Las prestaciones y la seguridad del aparato están garantizada solamente con oscilaciones de la corriente del $\pm 5\%$ respecto al valor nominal.

IT Le prestazioni e la sicurezza dell'apparecchio sono garantite soltanto per oscillazioni della corrente del $\pm 5\%$ rispetto al valore nominale.

iGuzzini North America

9320 Boul. St-Laurent
suite 100, Montréal (Québec)
Canada H2N 1N7
P.: 514.523.1337
F.: 514.525.6107
www.iguzzini.com/us
JP - 01.10.2021

Headquarters iGuzzini illuminazione spa
via Mariano Guzzini, 37 - 62019 Recanati Italy

ADDITIONAL INSTALLATION INSTRUCTIONS

IS21519/00

(10/02/2025)

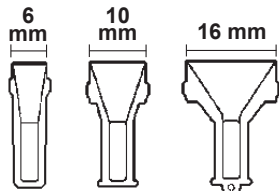
iGuzzini

UNDERScore IN/OUT MONOCHROME RGB TUNABLE WITHE

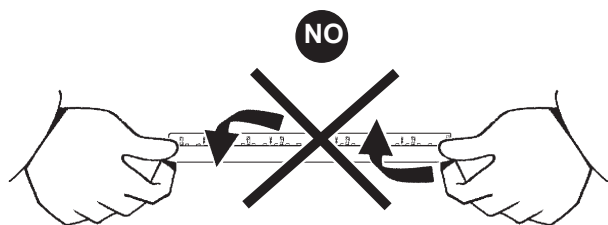
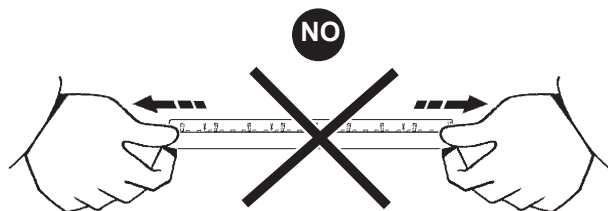

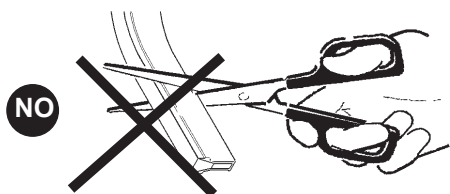
TOP BEND



SIDE BEND



- IT Maneggiare con cura e non sottoporre a tensioni meccaniche.
 EN Handle with care and do not subject to mechanical stress.
 FR Manipuler avec précaution et ne pas soumettre à des contraintes mécaniques.
 DE Vorsichtig behandeln und keinen mechanischen Spannungen aussetzen.
 NL Voorzichtig bij het gebruik van dit product. Mag niet worden onderworpen aan mechanische spanning.
 ES Manejar con cuidado y no someter a tensiones mecánicas.
 DA Håndter med forsigtighed og udsæt ikke for mekaniske spændinger.
 NO Må behandles forsiktig. Må ikke utsettes for mekaniske spenninger.
 SV Ska hanteras försiktigt och inte utsättas för mekaniska påfrestningar.
 RU Обращаться осторожно и не подвергать механическому напряжению
 ZH 小心轻放，切勿使其遭受机械应力
 AR تعامل مع المنتج بعناية وحرص، ولا تعرّضه للإجهادات الميكانيكية



SIDE BEND (6mm)



SIDE BEND (10mm)



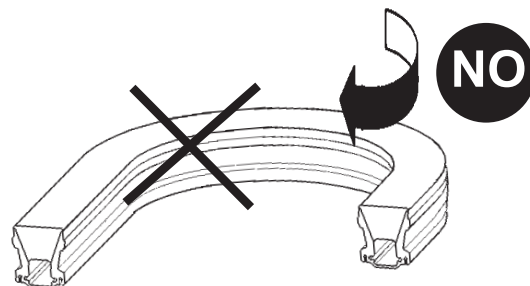
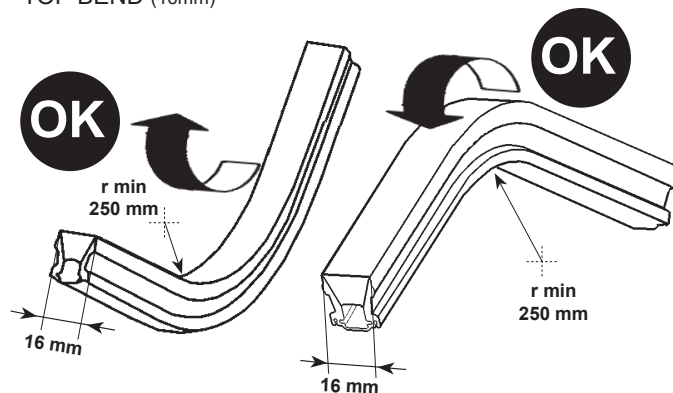
SIDE BEND (16mm)

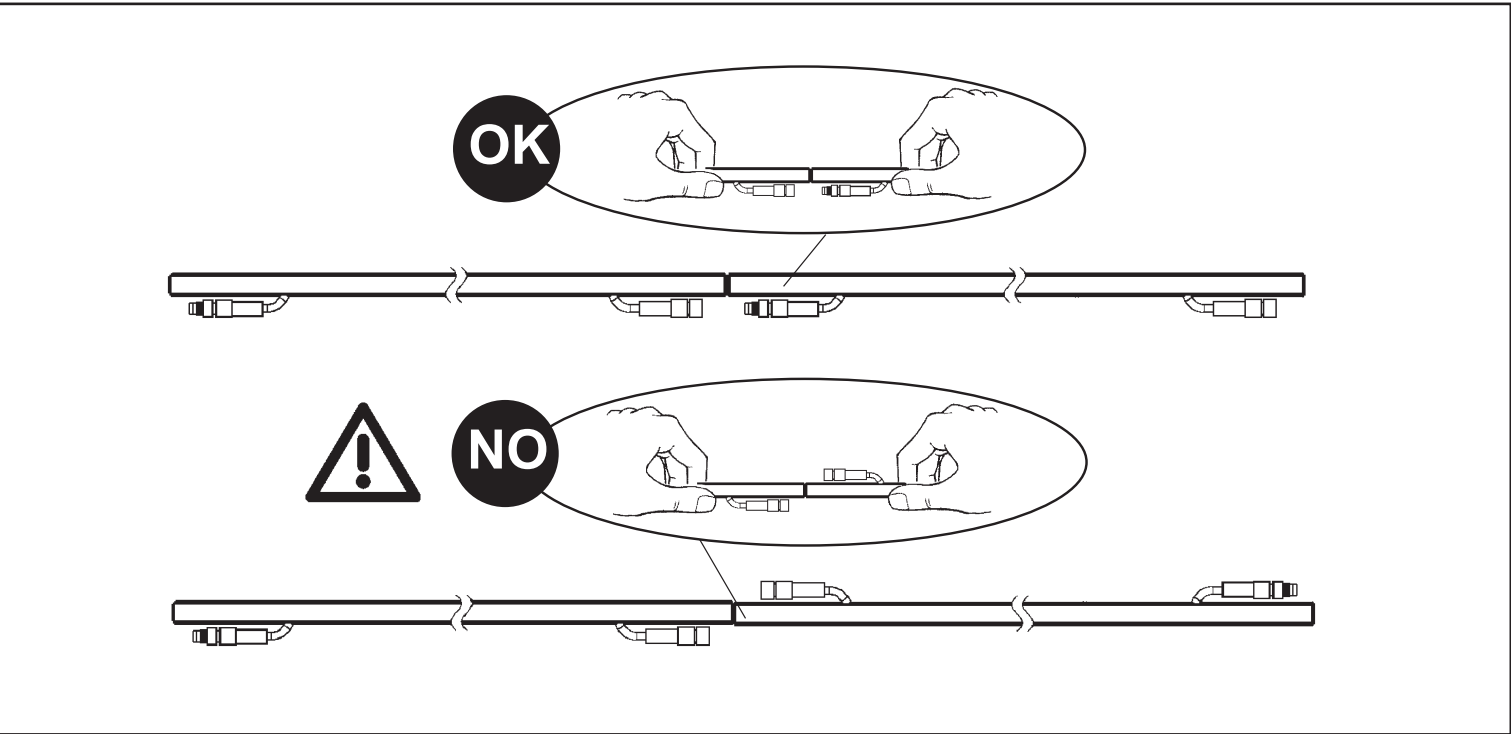
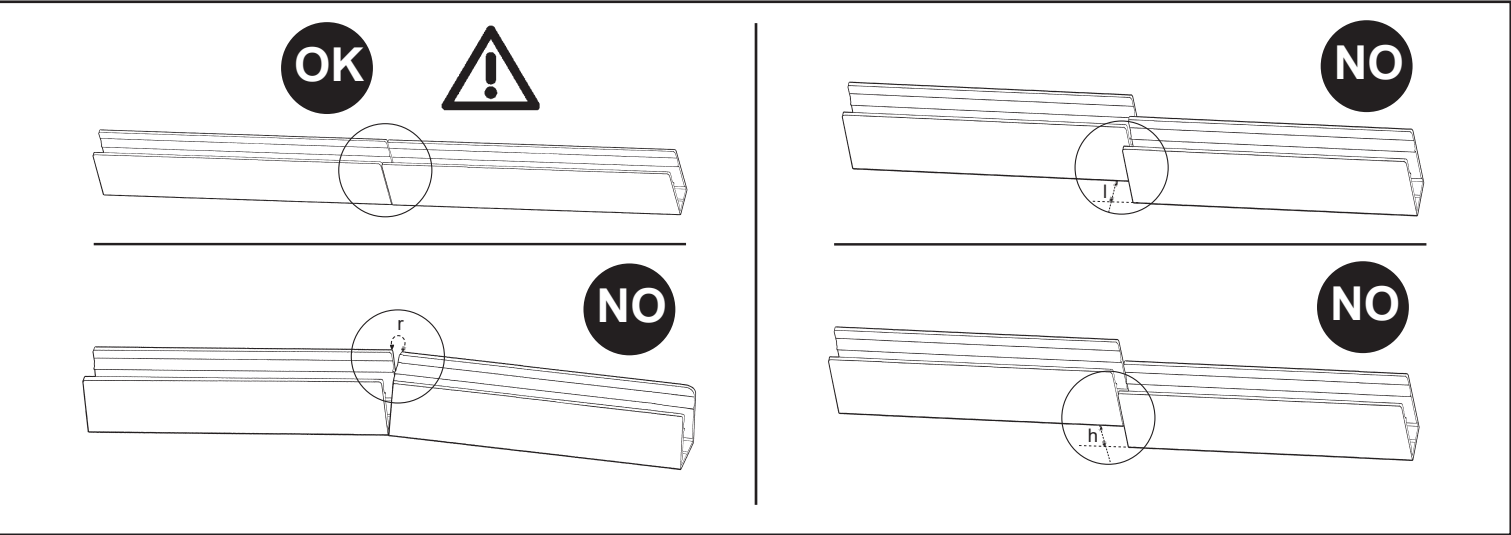
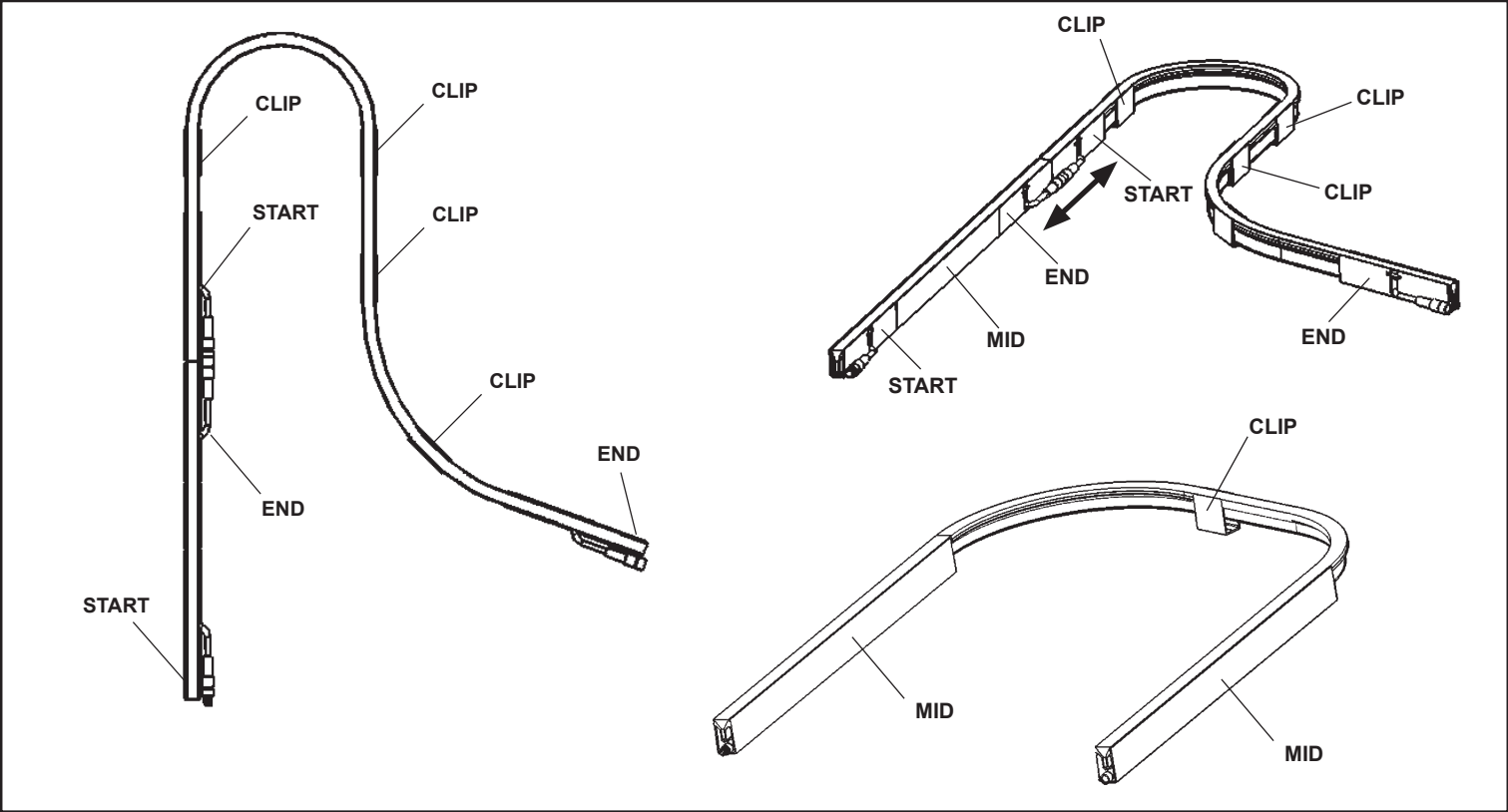






SIDE BEND (6mm - 10mm - 16 mm)

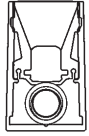







TOP BEND (16mm)





| TOP 16 mm H=26,5 | 2600K | 2900K | 3800K | 4700K | RGB | TUNABLE WHITE TOP | L (ART) ±4mm | PROFILES ACCESSORIES | SPRING | CLIP | EXAMPLE |
|--|-------------|-------------|-------------|-------------|------|-------------------------|-----------------|--------------------------|--|---|---------|
|  | EA50 - EB13 | E407 - EB34 | E428 - EB55 | E449 - EB76 | E470 | EA92 | L=254 | X133 |   X141 |  X142 | A |
| | EA51 - EB14 | E408 - EB35 | E429 - EB56 | E450 - EB77 | E471 | EA93 | L=304 | X137+X138 (L=90mm) | | | I |
| | EA52 - EB15 | E409 - EB36 | E430 - EB57 | E451 - EB78 | E472 | EA94 | L=354 | X137+X138 (L=140mm) | | | I |
| | EA53 - EB16 | E410 - EB37 | E431 - EB58 | E452 - EB79 | E473 | EA95 | L=404 | X137+X138 (L=190mm) | | | I |
| | EA54 - EB17 | E411 - EB38 | E432 - EB59 | E453 - EB80 | E474 | EA96 | L=454 | X137+X138 (L=240mm) | | | I |
| | EA55 - EB18 | E412 - EB39 | E433 - EB60 | E454 - EB81 | E475 | EA97 | L=504 | X134 | | | B |
| | EA56 - EB19 | E413 - EB40 | E434 - EB61 | E455 - EB82 | E476 | EA98 | L=554 | X137+X138 (L=340mm) | | | I |
| | EA57 - EB20 | E414 - EB41 | E435 - EB62 | E456 - EB83 | E477 | EA99 | L=604 | X137+X138 (L=390mm) | | | I |
| | EA58 - EB21 | E415 - EB42 | E436 - EB63 | E457 - EB84 | E478 | EB00 | L=654 | X137+X138 (L=440mm) | | | I |
| | EA59 - EB22 | E416 - EB43 | E437 - EB64 | E458 - EB85 | E479 | EB01 | L=704 | X137+X138 (L=490mm) | | | I |
| | EA60 - EB23 | E417 - EB44 | E438 - EB65 | E459 - EB86 | E480 | EB02 | L=754 | X137+X138 (L=540mm) | | | I |
| | EA61 - EB24 | E418 - EB45 | E439 - EB66 | E460 - EB87 | E481 | EB03 | L=804 | X137+X138 (L=590mm) | | | I |
| | EA62 - EB25 | E419 - EB46 | E440 - EB67 | E461 - EB88 | E482 | EB04 | L=854 | X137+X138 (L=640mm) | | | I |
| | EA63 - EB26 | E420 - EB47 | E441 - EB68 | E462 - EB89 | E483 | EB05 | L=904 | X137+X138 (L=690mm) | | | I |
| | EA64 - EB27 | E421 - EB48 | E442 - EB69 | E463 - EB90 | E484 | EB06 | L=954 | X137+X138 (L=740mm) | | | I |
| | EA65 - EB28 | E422 - EB49 | E443 - EB70 | E464 - EB91 | E485 | EB07 | L=1004 | X135 | | | C |
| | EA66 - EB29 | E423 - EB50 | E444 - EB71 | E465 - EB92 | E486 | EB08 | L=2004 | X136 | | | D |
| | EA67 - EB30 | E424 - EB51 | E445 - EB72 | E466 - EB93 | E487 | EB09 | L=3004 | X137+X138+X139 | | | E |
| | EA68 - EB31 | E425 - EB52 | E446 - EB73 | E467 - EB94 | E488 | EB10 | L=4004 | X137+X139+X140 | | | F |
| | EA69 - EB32 | E426 - EB53 | E447 - EB74 | E468 - EB95 | E489 | EB11 | L=5004 | X137+X138 + X139 + X140 | | | G |
| | EA70 - EB33 | E427 - EB54 | E448 - EB75 | E469 - EB96 | E490 | EB12 | L=7004 | X137+X138+X139+X140+X140 | | | H |


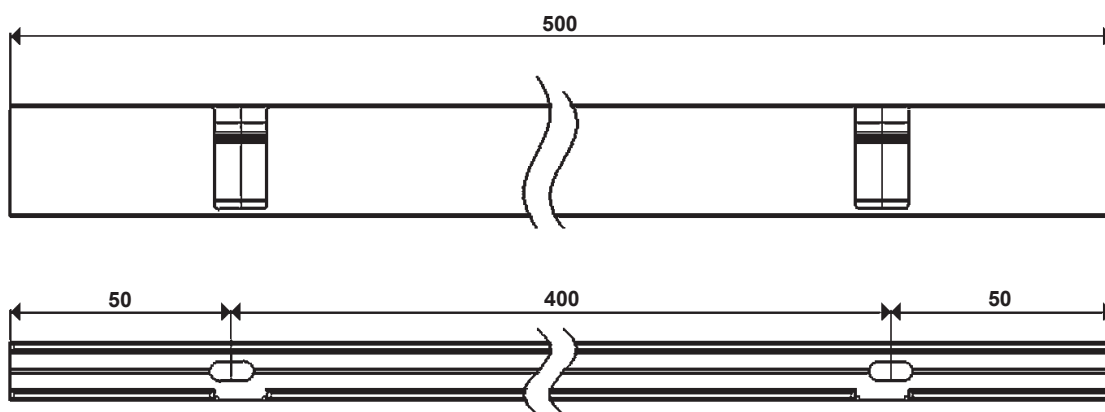
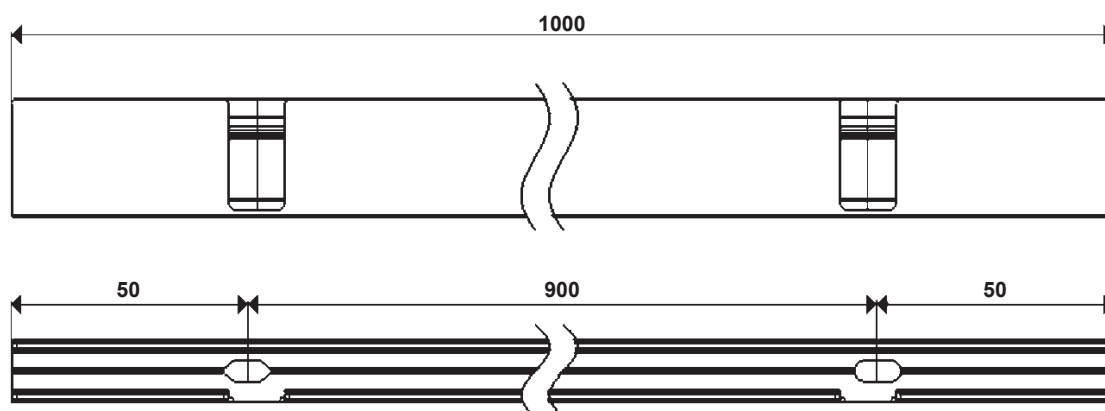
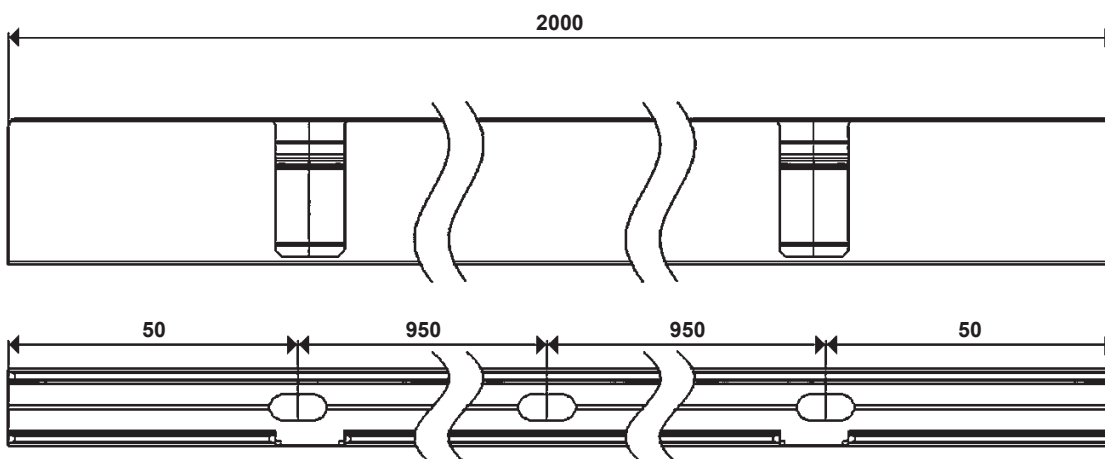
| TOP 16 mm H=31 | 2600K | 2900K | 3800K | 4700K | RGB | TUNABLE WHITE TOP | L (ART) ±4mm | PROFILES ACCESSORIES | SPRING | CLIP |
|---|-------------|-------------|-------------|-------------|------|-------------------------|-----------------|---------------------------|--|--|
|  | EA50 - EB13 | E407 - EB34 | E428 - EB55 | E449 - EB76 | E470 | EA92 | L=254 | X129 (L=250mm) |  X131 |  X132 |
| | EA51 - EB14 | E408 - EB35 | E429 - EB56 | E450 - EB77 | E471 | EA93 | L=304 | X129 (L=300mm) | | |
| | EA52 - EB15 | E409 - EB36 | E430 - EB57 | E451 - EB78 | E472 | EA94 | L=354 | X129 (L=350mm) | | |
| | EA53 - EB16 | E410 - EB37 | E431 - EB58 | E452 - EB79 | E473 | EA95 | L=404 | X129 (L=400mm) | | |
| | EA54 - EB17 | E411 - EB38 | E432 - EB59 | E453 - EB80 | E474 | EA96 | L=454 | X129 (L=450mm) | | |
| | EA55 - EB18 | E412 - EB39 | E433 - EB60 | E454 - EB81 | E475 | EA97 | L=504 | X129 (L=500mm) | | |
| | EA56 - EB19 | E413 - EB40 | E434 - EB61 | E455 - EB82 | E476 | EA98 | L=554 | X129 (L=550mm) | | |
| | EA57 - EB20 | E414 - EB41 | E435 - EB62 | E456 - EB83 | E477 | EA99 | L=604 | X129 (L=600mm) | | |
| | EA58 - EB21 | E415 - EB42 | E436 - EB63 | E457 - EB84 | E478 | EB00 | L=654 | X129 (L=650mm) | | |
| | EA59 - EB22 | E416 - EB43 | E437 - EB64 | E458 - EB85 | E479 | EB01 | L=704 | X129 (L=700mm) | | |
| | EA60 - EB23 | E417 - EB44 | E438 - EB65 | E459 - EB86 | E480 | EB02 | L=754 | X129 (L=750mm) | | |
| | EA61 - EB24 | E418 - EB45 | E439 - EB66 | E460 - EB87 | E481 | EB03 | L=804 | X129 (L=800mm) | | |
| | EA62 - EB25 | E419 - EB46 | E440 - EB67 | E461 - EB88 | E482 | EB04 | L=854 | X129 (L=850mm) | | |
| | EA63 - EB26 | E420 - EB47 | E441 - EB68 | E462 - EB89 | E483 | EB05 | L=904 | X129 (L=900mm) | | |
| | EA64 - EB27 | E421 - EB48 | E442 - EB69 | E463 - EB90 | E484 | EB06 | L=954 | X129 (L=950mm) | | |
| | EA65 - EB28 | E422 - EB49 | E443 - EB70 | E464 - EB91 | E485 | EB07 | L=1004 | X129 | | |
| | EA66 - EB29 | E423 - EB50 | E444 - EB71 | E465 - EB92 | E486 | EB08 | L=2004 | X130 | | |
| | EA67 - EB30 | E424 - EB51 | E445 - EB72 | E466 - EB93 | E487 | EB09 | L=3004 | X130 + X129 | | |
| | EA68 - EB31 | E425 - EB52 | E446 - EB73 | E467 - EB94 | E488 | EB10 | L=4004 | X130 + X130 | | |
| | EA69 - EB32 | E426 - EB53 | E447 - EB74 | E468 - EB95 | E489 | EB11 | L=5004 | X130 + X130 + X129 | | |
| | EA70 - EB33 | E427 - EB54 | E448 - EB75 | E469 - EB96 | E490 | EB12 | L=7004 | X130 + X130 + X130 + X129 | | |

| SIDE 16 mm H=26,5 | 2500K | 2900K | 3700K | 4600K | RGB | TUNABLE WHITE SIDE | L (ART) ±4mm | PROFILES ACCESSORIES | SPRING | CLIP | EXAMPLE |
|--|-------|-------|-------|-------|------|--------------------------|-----------------|----------------------------------|---|---|---------|
|  | EA29 | E491 | E512 | E533 | E554 | EA71 | L=254 | X133 |  X147 |  X142 | A |
| | EA30 | E492 | E513 | E534 | E555 | EA72 | L=304 | X137 + X138 (L=90mm) | | | I |
| | EA31 | E493 | E514 | E535 | E556 | EA73 | L=354 | X137 + X138 (L=140mm) | | | I |
| | EA32 | E494 | E515 | E536 | E557 | EA74 | L=404 | X137 + X138 (L=190mm) | | | I |
| | EA33 | E495 | E516 | E537 | E558 | EA75 | L=454 | X137 + X138 (L=240mm) | | | I |
| | EA34 | E496 | E517 | E538 | E559 | EA76 | L=504 | X134 | | | B |
| | EA35 | E497 | E518 | E539 | E560 | EA77 | L=554 | X137 + X138 (L=340mm) | | | I |
| | EA36 | E498 | E519 | E540 | E561 | EA78 | L=604 | X137 + X138 (L=390mm) | | | I |
| | EA37 | E499 | E520 | E541 | E562 | EA79 | L=654 | X137 + X138 (L=440mm) | | | I |
| | EA38 | E500 | E521 | E542 | E563 | EA80 | L=704 | X137 + X138 (L=490mm) | | | I |
| | EA39 | E501 | E522 | E543 | E564 | EA81 | L=754 | X137 + X138 (L=540mm) | | | I |
| | EA40 | E502 | E523 | E544 | E565 | EA82 | L=804 | X137 + X138 (L=590mm) | | | I |
| | EA41 | E503 | E524 | E545 | E566 | EA83 | L=854 | X137 + X138 (L=640mm) | | | I |
| | EA42 | E504 | E525 | E546 | E567 | EA84 | L=904 | X137 + X138 (L=690mm) | | | I |
| | EA43 | E505 | E526 | E547 | E568 | EA85 | L=954 | X137 + X138 (L=740mm) | | | I |
| | EA44 | E506 | E527 | E548 | E569 | EA86 | L=1004 | X135 | | | C |
| | EA45 | E507 | E528 | E549 | E570 | EA87 | L=2004 | X136 | | | D |
| | EA46 | E508 | E529 | E550 | E571 | EA88 | L=3004 | X137 + X138 + X139 | | | E |
| | EA47 | E509 | E530 | E551 | E572 | EA89 | L=4004 | X137 + X139 + X140 | | | F |
| | EA48 | E510 | E531 | E552 | E573 | EA90 | L=5004 | X137 + X138 + X139 + X140 | | | G |
| | EA49 | E511 | E532 | E553 | E574 | EA91 | L=7004 | X137 + X138 + X139 + X140 + X140 | | | H |

| SIDE 16 mm H=36,5 ملـم | 2500K | 2900K | 3700K | 4600K | RGB | TUNABLE WHITE SIDE | L (ART) ±4mm | PROFILES ACCESSORIES | SPRING | CLIP |
|---|-------|-------|-------|-------|------|--------------------------|-----------------|---------------------------|---|---|
|  | EA29 | E491 | E512 | E533 | E554 | EA71 | L=254 | X143 (L=250mm) |  |  |
| | EA30 | E492 | E513 | E534 | E555 | EA72 | L=304 | X143 (L=300mm) | | |
| | EA31 | E493 | E514 | E535 | E556 | EA73 | L=354 | X143 (L=350mm) | | |
| | EA32 | E494 | E515 | E536 | E557 | EA74 | L=404 | X143 (L=400mm) | | |
| | EA33 | E495 | E516 | E537 | E558 | EA75 | L=454 | X143 (L=450mm) | | |
| | EA34 | E496 | E517 | E538 | E559 | EA76 | L=504 | X143 (L=500mm) | | |
| | EA35 | E497 | E518 | E539 | E560 | EA77 | L=554 | X143 (L=550mm) | | |
| | EA36 | E498 | E519 | E540 | E561 | EA78 | L=604 | X143 (L=600mm) | | |
| | EA37 | E499 | E520 | E541 | E562 | EA79 | L=654 | X143 (L=650mm) | | |
| | EA38 | E500 | E521 | E542 | E563 | EA80 | L=704 | X143 (L=700mm) | | |
| | EA39 | E501 | E522 | E543 | E564 | EA81 | L=754 | X143 (L=750mm) | | |
| | EA40 | E502 | E523 | E544 | E565 | EA82 | L=804 | X143 (L=800mm) | | |
| | EA41 | E503 | E524 | E545 | E566 | EA83 | L=854 | X143 (L=850mm) | | |
| | EA42 | E504 | E525 | E546 | E567 | EA84 | L=904 | X143 (L=900mm) | | |
| | EA43 | E505 | E526 | E547 | E568 | EA85 | L=954 | X143 (L=950mm) | | |
| | EA44 | E506 | E527 | E548 | E569 | EA86 | L=1004 | X143 | | |
| | EA45 | E507 | E528 | E549 | E570 | EA87 | L=2004 | X144 | | |
| | EA46 | E508 | E529 | E550 | E571 | EA88 | L=3004 | X143 + X144 | | |
| | EA47 | E509 | E530 | E551 | E572 | EA89 | L=4004 | X144 + X144 | | |
| | EA48 | E510 | E531 | E552 | E573 | EA90 | L=5004 | X144 + X144 + X143 | | |
| | EA49 | E511 | E532 | E553 | E574 | EA91 | L=7004 | X144 + X144 + X144 + X143 | | |

| SIDE 10 mm H=25 ملـم | 2600K | 2900K | 3700K | 4600K | RGB | L (ART) ±4mm | PROFILES ACCESSORIES | SPRING | CLIP | EXAMPLE |
|---|-------|-------|-------|-------|------|-----------------|----------------------------------|--|--|---------|
|  | EA08 | E575 | E596 | E617 | E638 | L=254 | X148 |  |  | A |
| | EA09 | E576 | E597 | E618 | E639 | L=304 | X152 + X153 (L=90mm) | | | I |
| | EA10 | E577 | E598 | E619 | E640 | L=354 | X152 + X153 (L=140mm) | | | I |
| | EA11 | E578 | E599 | E620 | E641 | L=404 | X152 + X153 (L=190mm) | | | I |
| | EA12 | E579 | E600 | E621 | E642 | L=454 | X152 + X153 (L=240mm) | | | I |
| | EA13 | E580 | E601 | E622 | E643 | L=504 | X149 | | | B |
| | EA14 | E581 | E602 | E623 | E644 | L=554 | X152 + X153 (L=340mm) | | | I |
| | EA15 | E582 | E603 | E624 | E645 | L=604 | X152 + X153 (L=390mm) | | | I |
| | EA16 | E583 | E604 | E625 | E646 | L=654 | X152 + X153 (L=440mm) | | | I |
| | EA17 | E584 | E605 | E626 | E647 | L=704 | X152 + X153 (L=490mm) | | | I |
| | EA18 | E585 | E606 | E627 | E648 | L=754 | X152 + X153 (L=540mm) | | | I |
| | EA19 | E586 | E607 | E628 | E649 | L=804 | X152 + X153 (L=590mm) | | | I |
| | EA20 | E587 | E608 | E629 | E650 | L=854 | X152 + X153 (L=640mm) | | | I |
| | EA21 | E588 | E609 | E630 | E651 | L=904 | X152 + X153 (L=690mm) | | | I |
| | EA22 | E589 | E610 | E631 | E652 | L=954 | X152 + X153 (L=740mm) | | | I |
| | EA23 | E590 | E611 | E632 | E653 | L=1004 | X150 | | | C |
| | EA24 | E591 | E612 | E633 | E654 | L=2004 | X151 | | | D |
| | EA25 | E592 | E613 | E634 | E655 | L=3004 | X152 + X153 + X154 | | | E |
| | EA26 | E593 | E614 | E635 | E656 | L=4004 | X152 + X154 + X155 | | | F |
| | EA27 | E594 | E615 | E636 | E657 | L=5004 | X152 + X153 + X154 + X155 | | | G |
| | EA28 | E595 | E616 | E637 | E658 | L=7004 | X152 + X153 + X154 + X155 + X155 | | | H |

| SIDE 6 mm H=25 ملـم | 2500K | 2900K | 3800K | 4500K | RGB | L (ART) ±4mm | PROFILES ACCESSORIES | SPRING | CLIP | EXAMPLE |
|--|-------|-------|-------|-------|------|-----------------|----------------------------------|---|---|---------|
|  | E987 | E659 | E680 | E701 | E722 | L=254 | X158 |  |  | A |
| | E988 | E660 | E681 | E702 | E723 | L=304 | X162+X163 (L=90mm) | | | I |
| | E989 | E661 | E682 | E703 | E724 | L=354 | X162+X163 (L=140mm) | | | I |
| | E990 | E662 | E683 | E704 | E725 | L=404 | X162+X163 (L=190mm) | | | I |
| | E991 | E663 | E684 | E705 | E726 | L=454 | X162+X163 (L=240mm) | | | I |
| | E992 | E664 | E685 | E706 | E727 | L=504 | X159 | | | B |
| | E993 | E665 | E686 | E707 | E728 | L=554 | X162+X163 (L=340mm) | | | I |
| | E994 | E666 | E687 | E708 | E729 | L=604 | X162+X163 (L=390mm) | | | I |
| | E995 | E667 | E688 | E709 | E730 | L=654 | X162+X163 (L=440mm) | | | I |
| | E996 | E668 | E689 | E710 | E731 | L=704 | X162+X163 (L=490mm) | | | I |
| | E997 | E669 | E690 | E711 | E732 | L=754 | X162+X163 (L=540mm) | | | I |
| | E998 | E670 | E691 | E712 | E733 | L=804 | X162+X163 (L=590mm) | | | I |
| | E999 | E671 | E692 | E713 | E734 | L=854 | X162+X163 (L=640mm) | | | I |
| | EA00 | E672 | E693 | E714 | E735 | L=904 | X162+X163 (L=690mm) | | | I |
| | EA01 | E673 | E694 | E715 | E736 | L=954 | X162+X163 (L=740mm) | | | I |
| | EA02 | E674 | E695 | E716 | E737 | L=1004 | X160 | | | C |
| | EA03 | E675 | E696 | E717 | E738 | L=2004 | X161 | | | D |
| | EA04 | E676 | E697 | E718 | E739 | L=3004 | X162 + X163 + X164 | | | E |
| | EA05 | E677 | E698 | E719 | E740 | L=4004 | X162 + X164 + X165 | | | F |
| | EA06 | E678 | E699 | E720 | E741 | L=5004 | X162 + X163 + X164 + X165 | | | G |
| | EA07 | E679 | E700 | E721 | E742 | L=7004 | X162 + X163 + X164 + X165 + X165 | | | H |

A**B****C****D**

E




F



G

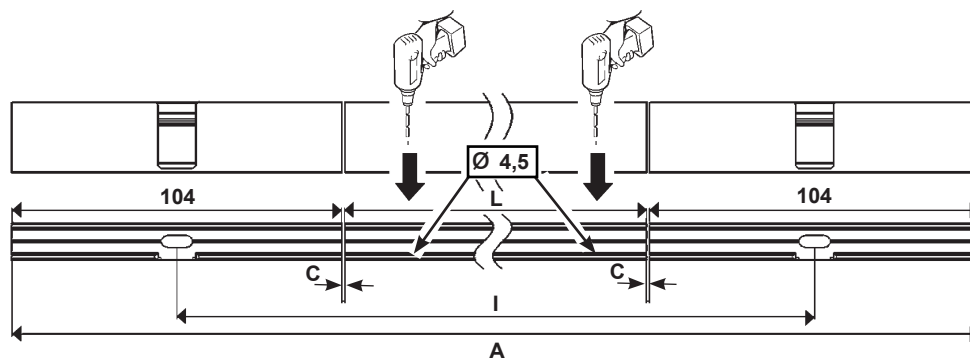


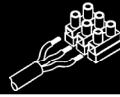
H



I

A= L Art. - 4
I= L Art. - 104
C= 1

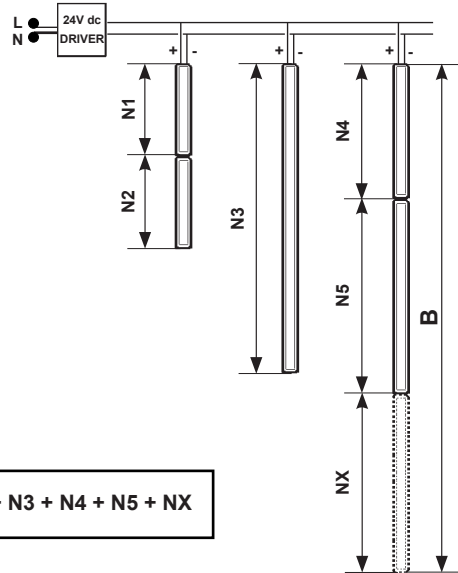






$$B = N1 + N2 + N3 + NX$$





$$T = N1 + N2 + N3 + N4 + N5 + NX$$



| | | | | B max [m] م | T max [m] م | | | | | | | | | | | | | | | | |
|--|---|---|------|---------------------|---------------------|------|------|------|------|--------------|--------------|--------------|------|------|--------------|------|------|------|------|------|------|
| ART. الصنف | | | | Ampere/m [A/m] | MAX [m] | 9908 | 9909 | 9910 | 9911 | BZK0 PC15 | 9912 PC16 | BZK1 PC17 | MWK4 | MWK5 | MZ14 MZ15 | X182 | X183 | X184 | X185 | X186 | X187 |
| T O P B E N D |  | E407 - E408 - E409 - E410 - E411 - E412 - E413 E414 - E415 - E416 - E417 - E418 - E419 - E420 E421 - E422 - E423 - E424 - E425 - E426 - E427 E428 - E429 - E430 - E431 - E432 - E433 - E434 E435 - E436 - E437 - E438 - E439 - E440 - E441 E442 - E443 - E444 - E445 - E446 - E447 - E448 E449 - E450 - E451 - E452 - E453 - E454 - E455 E456 - E457 - E458 - E459 - E460 - E461 - E462 E463 - E464 - E465 - E466 - E467 - E468 - E469 EA50 - EA51 - EA52 - EA53 - EA54 - EA55 - EA56 EA57 - EA58 - EA59 - EA60 - EA61 - EA62 - EA63 EA64 - EA65 - EA66 - EA67 - EA68 - EA69 - EA70 | 0,2 | 7 | 2 | 4 | 14 | 19 | 24 | 48 | 90 | 9 | 14 | 18 | 8 | 15 | 22 | 36 | 46 | 60 | |
| |  | EB13 - EB14 - EB15 - EB16 - EB17 - EB18 EB19 - EB20 - EB21 - EB22 - EB23 - EB24 EB25 - EB26 - EB27 - EB28 - EB29 - EB30 EB31 - EB32 - EB33 - EB34 - EB35 - EB36 EB37 - EB38 - EB39 - EB40 - EB41 - EB42 EB43 - EB44 - EB45 - EB46 - EB47 - EB48 EB49 - EB50 - EB51 - EB52 - EB53 - EB54 EB55 - EB56 - EB57 - EB58 - EB59 - EB60 EB61 - EB62 - EB63 - EB64 - EB65 - EB66 EB67 - EB68 - EB69 - EB70 - EB71 - EB72 EB73 - EB74 - EB75 - EB76 - EB77 - EB78 EB79 - EB80 - EB81 - EB82 - EB83 - EB84 EB85 - EB86 - EB87 - EB88 - EB89 - EB90 EB91 - EB92 - EB93 - EB94 - EB95 - EB96 | 0,46 | 7 | 0,5 | 2 | 6 | 8 | 10 | 21 | 43 | 4 | 6 | 8 | 3 | 7 | 10 | 17 | 21 | 29 | |
| S I D E B E N D |  | E491 - E492 - E493 - E494 - E495 - E496 - E497 E498 - E499 - E500 - E501 - E502 - E503 - E504 E505 - E506 - E507 - E508 - E509 - E510 - E511 E512 - E513 - E514 - E515 - E516 - E517 - E518 E519 - E520 - E521 - E522 - E523 - E524 - E525 E526 - E527 - E528 - E529 - E530 - E531 - E532 E533 - E534 - E535 - E536 - E537 - E538 - E537 E538 - E539 - E540 - E541 - E542 - E543 - E544 E545 - E546 - E547 - E548 - E549 - E550 - E551 E552 - E553 - E575 - E576 - E577 - E578 - E579 E580 - E581 - E582 - E583 - E584 - E585 - E586 E587 - E588 - E589 - E590 - E591 - E592 - E593 E594 - E595 - E596 - E597 - E598 - E599 - E600 E601 - E602 - E603 - E604 - E605 - E606 - E607 E608 - E609 - E610 - E611 - E612 - E613 - E614 E615 - E616 - E617 - E618 - E619 - E620 - E621 E622 - E623 - E624 - E625 - E626 - E627 - E628 E629 - E630 - E631 - E632 - E633 - E634 - E635 E636 - E637 - E659 - E660 - E661 - E662 - E663 E664 - E665 - E666 - E667 - E668 - E669 - E670 E671 - E672 - E673 - E674 - E675 - E676 - E677 E678 - E679 - E680 - E681 - E682 - E683 - E684 E685 - E686 - E687 - E688 - E689 - E690 - E691 E692 - E693 - E694 - E695 - E696 - E697 - E698 E699 - E700 - E701 - E702 - E703 - E704 - E705 E706 - E707 - E708 - E709 - E710 - E711 - E712 E713 - E714 - E715 - E716 - E717 - E718 - E719 E720 - E721 - E987 - E988 - E989 - E990 - E991 E992 - E993 - E994 - E995 - E996 - E997 - E998 E999 - EA00 - EA01 - EA02 - EA03 - EA04 - EA05 EA06 - EA07 - EA08 - EA09 - EA10 - EA11 - EA12 EA13 - EA14 - EA15 - EA16 - EA17 - EA18 - EA19 EA20 - EA21 - EA22 - EA23 - EA24 - EA25 - EA26 EA27 - EA28 - EA29 - EA30 - EA31 - EA32 - EA33 EA34 - EA35 - EA36 - EA37 - EA38 - EA39 - EA40 EA41 - EA42 - EA43 - EA44 - EA45 - EA46 - EA47 EA48 - EA49 | 0,28 | 7 | 1 | 3 | 10 | 14 | 17 | 34 | 70 | 7 | 10 | 14 | 5 | 12 | 17 | 26 | 35 | 45 | |


| | | | B max [m] م | T max [m] م | | | | | | | | | | | | | | | |
|--------------------------------------|---|---|---------------------|---------------------|------|------|------|--------------|--------------|--------------|------|------|------|------|------|------|------|------|----|
| ART. الصنف | | Ampere/m [A] | MAX [m] | 9908 | 9909 | 9910 | 9911 | BZK0 PC15 | 9912 PC16 | BZK1 PC17 | MWK4 | MWK5 | X182 | X183 | X184 | X185 | X186 | X187 | |
| T O P B E N D |  | E470 - E471 - E472 | 0,37 | 7 | 1 | 2 | 8 | 10 | 13 | 27 | 53 | 5 | 7 | 4 | 8 | 11 | 16 | 26 | 33 |
| | | E473 - E774 - E475 | | | | | | | | | | | | | | | | | |
| | | E476 - E477 - E478 | | | | | | | | | | | | | | | | | |
| | | E479 - E480 - E481 | | | | | | | | | | | | | | | | | |
| | | E482 - E483 - E484 | | | | | | | | | | | | | | | | | |
| | | E485 - E486 - E487 | | | | | | | | | | | | | | | | | |
| E488 - E489 - E490 | | | | | | | | | | | | | | | | | | | |
| S I D E B E N D |  | E554 - E555 - E556 - E557 - E558 - E559 | 0,36 | 7 | 1 | 2 | 8 | 11 | 13 | 27 | 54 | 5 | 8 | 4 | 8 | 11 | 17 | 26 | 34 |
| | | E560 - E561 - E562 - E563 - E564 - E565 | | | | | | | | | | | | | | | | | |
| | | E566 - E567 - E568 - E569 - E570 - E571 | | | | | | | | | | | | | | | | | |
| | | E572 - E573 - E574 - E638 - E639 - E640 | | | | | | | | | | | | | | | | | |
| | | E641 - E642 - E643 - E644 - E645 - E646 | | | | | | | | | | | | | | | | | |
| | | E647 - E648 - E649 - E650 - E651 - E652 | | | | | | | | | | | | | | | | | |
| | | E653 - E654 - E655 - E656 - E657 - E658 | | | | | | | | | | | | | | | | | |
| | | E722 - E723 - E724 - E725 - E726 - E727 | | | | | | | | | | | | | | | | | |
| | | E728 - E729 - E730 - E731 - E732 - E733 | | | | | | | | | | | | | | | | | |
| | | E734 - E735 - E736 - E737 - E738 - E739 | | | | | | | | | | | | | | | | | |
| | | E740 - E741 - E742 | | | | | | | | | | | | | | | | | |

| | | | B max [m] م | T max [m] م | | | | | | | | | | | | | | | |
|--------------------------------------|---|---|---------------------|---------------------|------|------|------|--------------|--------------|--------------|------|------|------|------|------|------|------|------|----|
| ART. | | Ampere/m [A] | MAX [m] | 9908 | 9909 | 9910 | 9911 | BZK0 PC15 | 9912 PC16 | BZK1 PC17 | MWK4 | MWK5 | X182 | X183 | X184 | X185 | X186 | X187 | |
| T O P B E N D |  | EA92 - EA93 - EA94 - EA95 EA96 - EA97 - EA98 - EA99 EB00 - EB01 - EB02 - EB03 EB04 - EB05 - EB06 - EB07 EB08 - EB09 - EB10 - EB11 EB12 | 0,38 | 7 | 1 | 2 | 8 | 11 | 13 | 27 | 55 | 5 | 8 | 4 | 9 | 13 | 21 | 27 | 37 |
| | | | | | | | | | | | | | | | | | | | |
| | | | | | | | | | | | | | | | | | | | |
| | | | | | | | | | | | | | | | | | | | |
| | | | | | | | | | | | | | | | | | | | |
| S I D E B E N D |  | EA71 - EA72 - EA73 - EA74 EA75 - EA76 - EA77 - EA78 EA79 - EA80 - EA81 - EA82 EA83 - EA84 - EA85 - EA86 EA87 - EA88 - EA89 - EA90 EA91 | 0,35 | 7 | 1 | 2 | 8 | 11 | 14 | 28 | 57 | 5 | 8 | 4 | 9 | 14 | 22 | 28 | 38 |
| | | | | | | | | | | | | | | | | | | | |
| | | | | | | | | | | | | | | | | | | | |
| | | | | | | | | | | | | | | | | | | | |
| | | | | | | | | | | | | | | | | | | | |

24V ±1V → OK

20<V<23 → UNIFORMITY PENALIZED

< 20V → NO

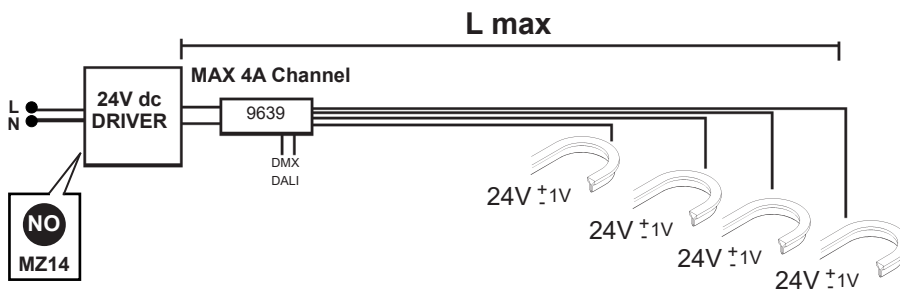
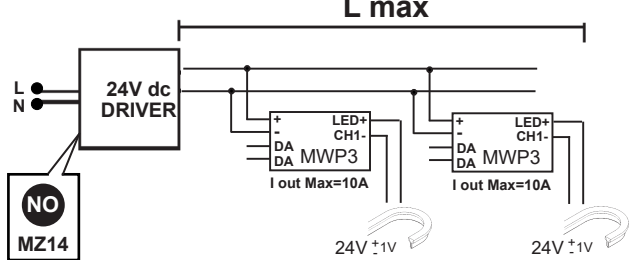
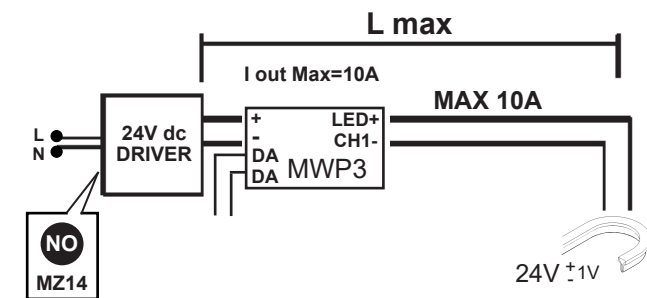
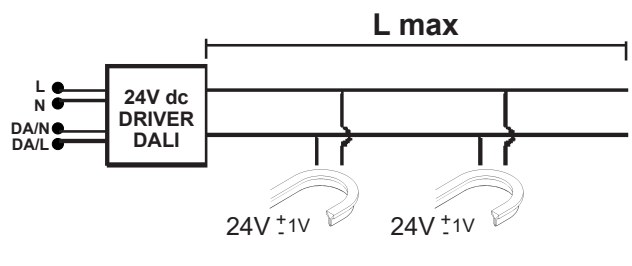
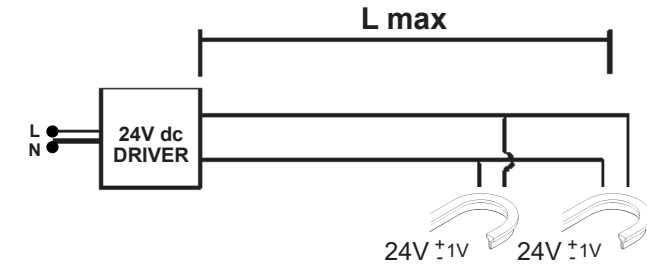
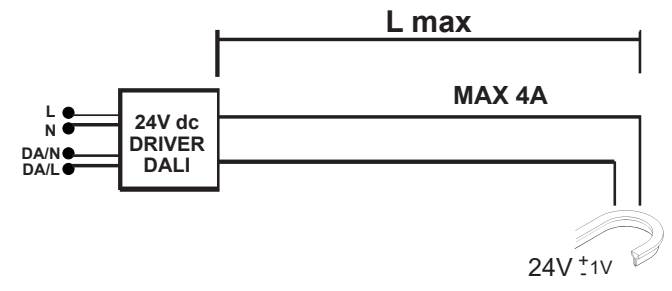
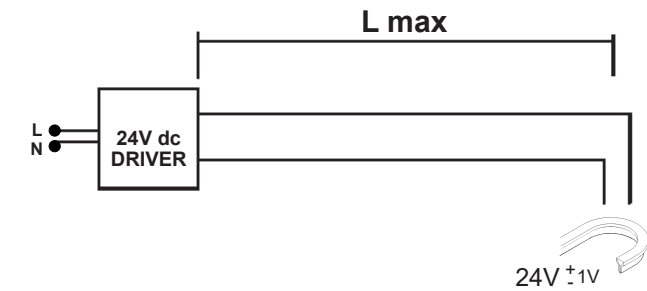


24V ±1V

20<V<23

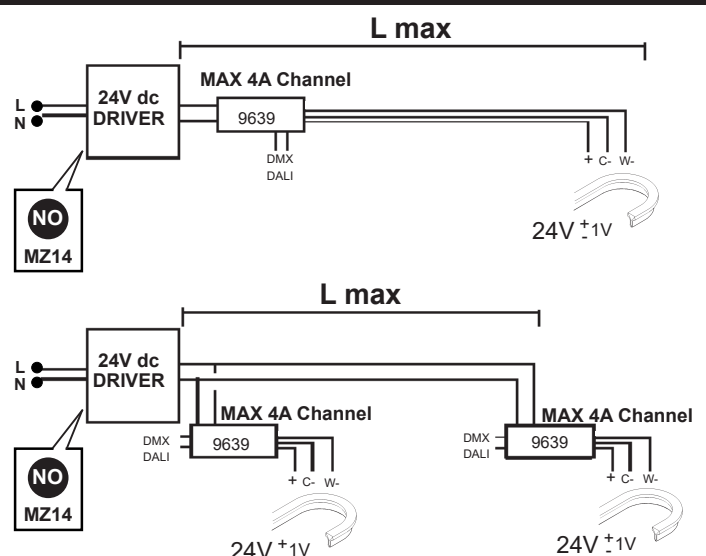
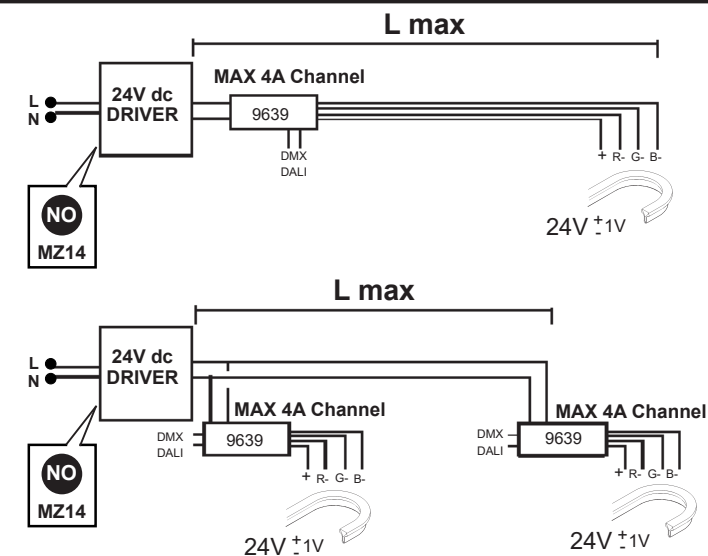
< 20V

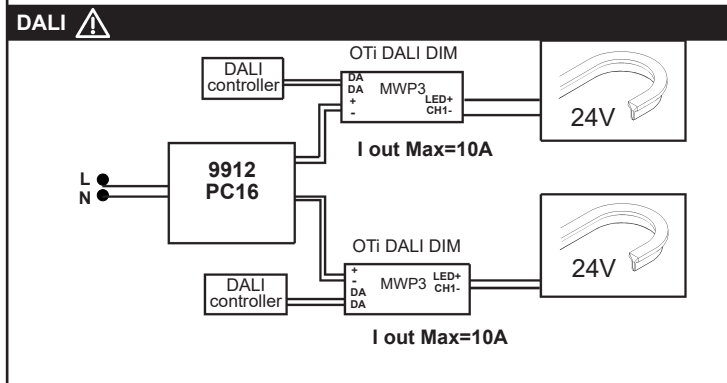
MONOCHROME



| | |
|---|--|
| $L = \frac{25 \times S}{A \times m}$ | |
| S = Sezione cavo in Rame [mm ²] | S= Tvärsnit kobberkabel [mm] |
| A = Ampere/m | A= Ampere/m |
| m = Metri totali collegati alla Linea | m= Meter i alt tilslettet linjen |
| S= Copper cable section [mm ²] | S= Kabeltvärsnitt i kobber [mm] |
| A= Ampere/m | A= Ampere/m |
| m= Total metres connected to the line | m= Meter totalt tilkoblet til linjen |
| S= Section du câble en cuivre [mm ²] | S= Kopparkabelns tvärsnitt [mm] |
| A= Ampères/m | A= Ampere/m |
| m= Total des mètres raccordés à la ligne | m= Totalt antal meter anslutna till linjen |
| S= Durchmesser Kupferkabel [mm ²] | S= Сечение медного провода [mm] |
| A= Ampere/m | A= Ампер/м |
| m= Summe der an die Linie angeschlossenen Meter | m= Всего метров, подсоединенных к Линии |
| S= Sectie koperen kabel [mm ²] | S= 铜电缆截面 [mm] |
| A= Ampère/m | A= 安培/米 |
| m= totaal aangesloten Meters op de Lijn | m= 连接到线路上的总长度 (按米计算) |
| S= Sección cable de cobre [mm ²] | S= مقطع كابل من النحاس [مم ²] |
| A= Ampere/m | A= امبير/متر =A |
| m= Metros totales conectados a la línea | M= مجموع الأمطار الموصولة بالخط |

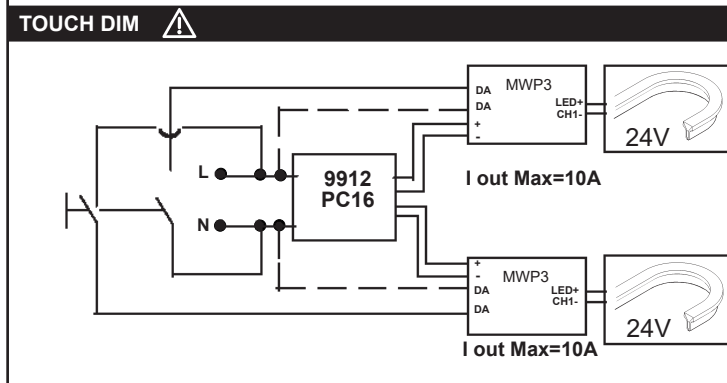
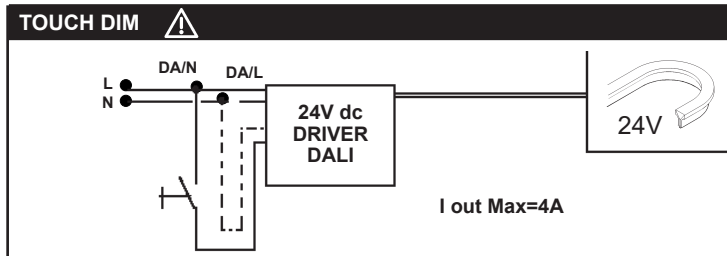
RGB






| ART. الصف | Carico dali / dali load Charge dali (Courant maxi admissible) Dali-last Dali vermogen Carga dali Dali strömstyrke Belastning for "dali" Dali-belastning Макс. Ток системы dali с регуляцией интенсивности света DALI 智能调光系统允许的最大电 流量 شحنة DALI / حمل | Indirizzi dali Dali addresses Adresses dali Dali-adressen Dali adressen Direcciones dali Dali adresser Adresser til "dali" Dali-adresser Логические адреса системы dali DALI智能调光系统计算机指定控制 参数 عناوين DALI |
|---------------|---|--|
| MONOCROMATICO | 1 (2 m A) | 1 |
| RGB | | 3 |
| TUNABLE | | 2 |

| | |
|----|--|
| IT | Pilotare diversi prodotti DALI tramite pulsante (es: Touch-dim, Switch-dim, Push-dim, Direct-dim, etc.) potrebbe causare dei problemi di sincronizzazione tra gli stessi. È possibile ovviare a questo problema dotandosi di dispositivi aggiuntivi. Per maggiori informazioni vi invitiamo a contattarci direttamente. |
| EN | Controlling different DALI products through buttons (e.g.: Touch-dim, Switch-dim, Push-dim, Direct-dim, etc.) may lead to product synchronisation problems. This problem can be overcome by using additional devices. For further information, please contact us directly. |
| FR | Piloter plusieurs produits DALI par bouton (ex : Touch-dim, Switch-dim, Push-dim, Direct-dim, etc.) pourrait causer des problèmes de synchronisation entre eux. Ce problème peut être évité en s'équipant de dispositifs supplémentaires. Pour de plus amples renseignements, veuillez nous contacter directement. |
| DE | Die Steuerung verschiedener DALI-Produkte mittels Taste (z.B.: Touch-dim, Switch-dim, Push-dim, Direct-dim etc.) kann eventuell zu Synchronisierungsproblemen zwischen diesen führen. Dieses Problem lässt sich durch den Einsatz von zusätzlichen Geräten beheben. Wenn Sie weitere Informationen wünschen, setzen Sie sich bitte direkt mit uns in Verbindung. |
| NL | Het besturen van verschillende DALI producten m.b.v. dezelfde knop (bv.: Touch-dim, Switch-dim, Push-dim, Direct-dim, etc.) kan synchronisatieproblemen tussen de producten opleveren. Men kan dit probleem voorkomen door extra systemen aan te sluiten. Voor verdere informatie raden we u aan direct contact met ons op te nemen. |
| ES | El mando de varios productos DALI por tecla (ej: Touch-dim, Switch-dim, Push-dim, Direct-dim, etc.) podría causar problemas de sincronización entre ellos. Es posible prevenir este problema utilizando dispositivos adicionales. Para más información, contacte directamente con nosotros. |
| DA | Hvis DALI-produkterne styres ved hjælp af knapperne (fx. Touch-dim, Switch-dim, Push-dim, Direct-dim osv.), kan det skabe problemer med synkronisering af samme. Dette problem kan undgås, hvis man køber ekstra enheder. For yderligere oplysninger, kontakt os direkte. |
| NO | A styre ulike DALI-produkter ved hjelp av en trykknappbryter (f.eks. touch-dim, switch-dim, push-dim, direct-dim, osv.) vil kunne føre til problemer med synkroniseringen mellom dem. Dette problemet kan løses ved hjelp av noen tilleggsinnretninger. Ta gjerne kontakt med oss for mer informasjon om dette. |
| SV | Styrning av olika DALI-produkter med knapp (t.ex.: Touch-dim, Switch-dim, Push-dim, Direct-dim o.s.v.) kan orsaka synkroniseringsproblem mellan dessa. Detta problem kan åtgärdas med tilläggsanordningar. För mer information kan du kontakta oss direkt. |
| RU | Управление различными продуктами DALI с помощью кнопки (напр.: Touch-dim, Switch-dim, Push-dim, Direct-dim и пр.) может вызвать проблемы синхронизации между ними. Эту проблему можно устранить путем задействования дополнительных устройств. За получением более подробной информации просим Вас связаться с нами непосредственно. |
| ZH | 通过按钮控制不同的 DALI 产品 (例如: 触摸调光、切换调光、按压调光、直接调光等) 可能会导致产品的同步问题。该问题可通过使用其他额外的装置加以克服。如需了解更多信息, 请直接与我们联系。 |
| AR | يمكن أن يتسبب التحكم في منتجات "دالي" المختلفة عن طريق الأزرار، (مثل الأزرار: "نقر-ديم"، "بوش-ديم"، "دايركت-ديم"، إلخ...)، في حدوث مشاكل تتعلق بعملية التزامن بين هذه الأزرار. وإن كان من الممكن تجنب مثل هذه المشاكل، وذلك عن طريق تزويد بعض الأجهزة الإضافية، ندعوكم للإتصال المباشر بالشركة، وذلك للحصول على أكبر قدر من المعلومات. |



| | |
|----|--|
| IT | Gli art. , sono soggetti a dilatazioni termiche in funzione delle escursioni di temperatura alle quali sono sottoposte. Considerare questa eventualità nel caso di installazioni con alte escursioni. |
| EN | The products are subject to thermal expansion as a result of the changes in temperature to which they are subject. This thermal expansion must be taken into account in installations subject to a wide range of temperatures. |
| FR | Les produits peuvent subir des dilatations thermiques selon les écarts de température auxquels ils sont soumis. Il faut tenir compte de ces dilatations en cas d'installations avec de vastes écarts de température. |
| DE | Die Produkte unterliegen thermischen Ausdehnungen im Verhältnis zu den Temperaturschwankungen, denen sie ausgesetzt sind. Diese Ausdehnungen müssen im Fall von Installationen mit starken Schwankungen beachtet werden. |
| NL | De producten zijn onderhevig aan thermische expansie op basis van de temperatuurschommelingen waaraan ze worden onderworpen. Houd rekening met deze expansie in het geval van installaties met grote temperatuurschommelingen. |
| ES | Los productos pueden verse sujetos a dilataciones térmicas si se ven sometidos a cambios bruscos de temperatura. Tenga en cuenta estas dilataciones en caso de instalaciones con cambios bruscos de temperatura. |
| DA | Produkterne udvides under varme afhængigt af temperaturudsvingningerne, som de udsættes for. Der skal tages højde for dette ved installationerne, hvor produkterne udsættes for store temperaturudsvingninger. |
| NO | Produktene er utsatt for varmeutvidelser avhengig av temperatursvingninger. Ta høyde for dette ved installasjoner med store temperatursvingninger. |
| SV | Produkterna är föremål för termisk expansion på grund av temperaturskillnaderna som de utsätts för. Ta hänsyn till denna expansion vid installation i miljö med höga temperaturskillnader. |
| RU | Изделия подвержены термическому расширению вследствие перепадов температуры, которым они подвергаются. Необходимо принимать в расчет термические расширения в случае установки в местах с большими перепадами температуры. |
| ZH | 由于受到温度变化的影响，该产品会出现热膨胀。安装时必须依据不同的温度考虑到热膨胀现象。 |
| AR | تخضع المنتجات للتمدد الحراري وذلك بموجب التغيرات في درجة الحرارة التي تخضع لها. يجب أخذ الاعتبار بهذه الحالة عند التركيب في حالة درجات حرارة عالية. |



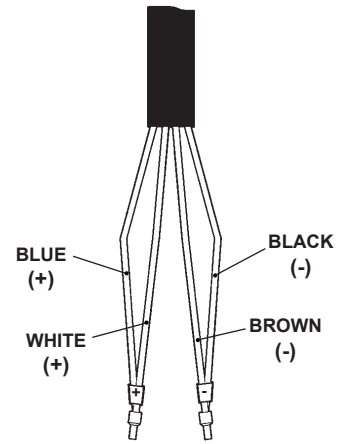
MONOCHROME



| Art | L (mm) |
|------|--------|
| X168 | 115 |
| X169 | 1500 |
| X170 | 3000 |
| X171 | 5000 |



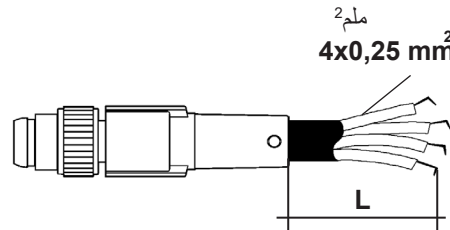
| Art | L (mm) |
|------|--------|
| X172 | 115 |
| X173 | 1500 |



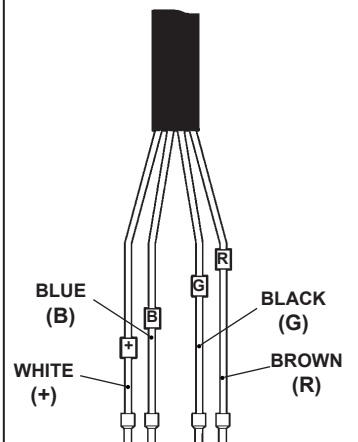
RGB



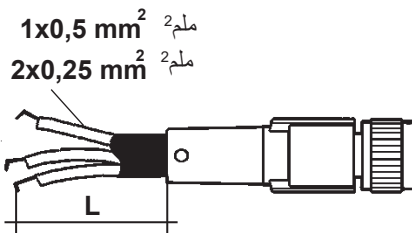
| Art | L (mm) ملم |
|------|------------|
| X174 | 115 |
| X175 | 1500 |
| X176 | 3000 |
| X177 | 5000 |



| Art | L (mm) ملم |
|------|------------|
| X178 | 115 |
| X179 | 1500 |



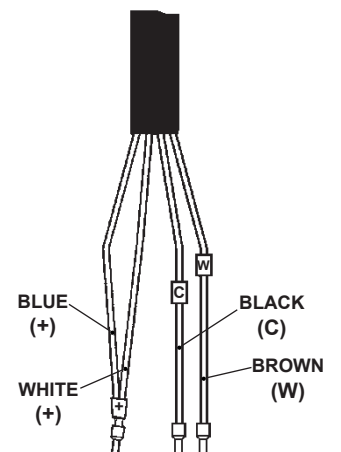
TUNABLE WHITE

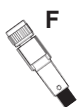


| Art | L (mm) ملم |
|------|------------|
| X288 | 115 |
| X289 | 1500 |
| X290 | 3000 |
| X291 | 5000 |



| Art | L (mm) ملم |
|------|------------|
| X292 | 115 |
| X293 | 1500 |





ART. الصنف

X168 - X169 - X170 - X171 - X174 - X175
X176 - X177 - X288 - X289 - X290 - X291



ART. الصنف

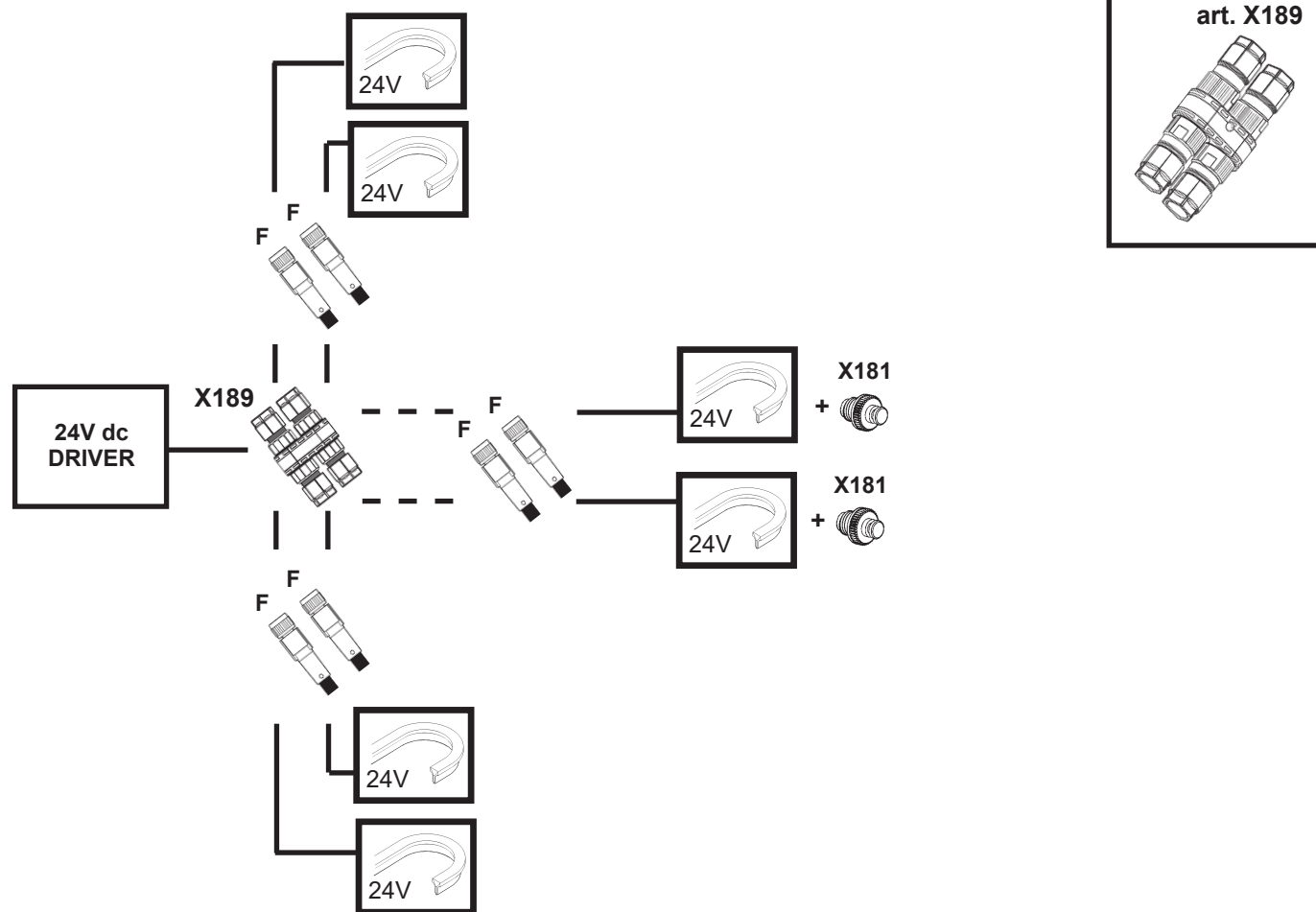
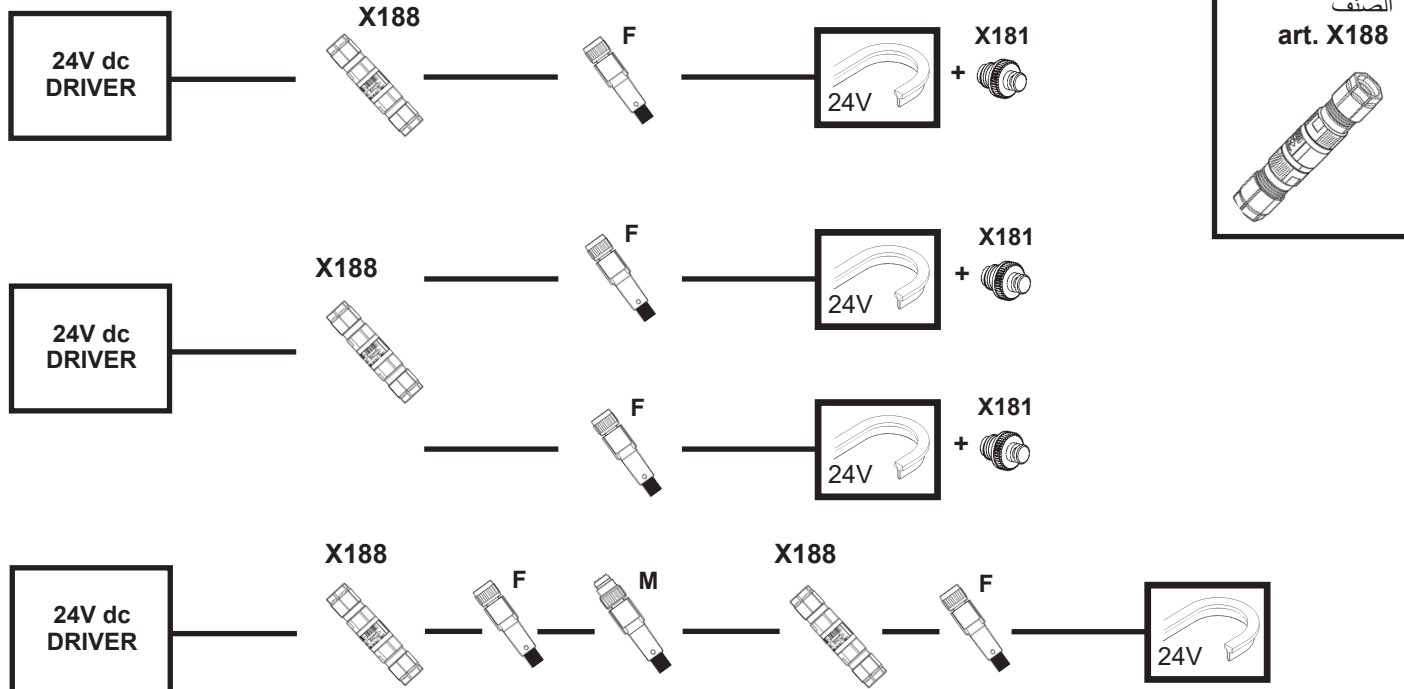
X172 - X173 - X178 - X179 - X292 - X293



ART. X181
الصنف

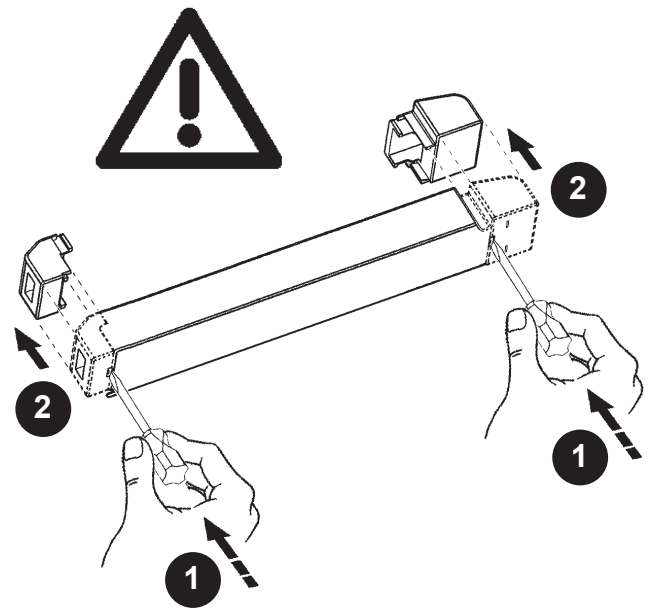


ART. X180
الصنف



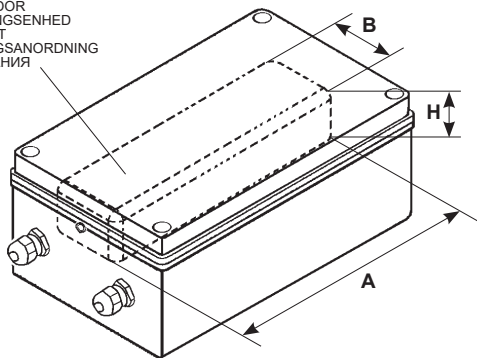
| ART | الصنف | A MAX (mm) | ملم | B MAX (mm) | ملم | H MAX (mm) | ملم |
|-------------|-------|---------------|-----|---------------|-----|---------------|-----|
| 9908 | | 97 | | 17,5 | | 68,5 | |
| 9909 | | 97 | | 52,5 | | 88,5 | |
| 9910 | | 97 | | 72 | | 68,5 | |
| 9911 | | 97 | | 105 | | 68,5 | |
| BZK0 - PC15 | | 130 | | 40 | | 123,5 | |
| 9912 - PC16 | | 129 | | 102 | | 124 | |
| BZK1 - PC17 | | 130 | | 85,5 | | 138,5 | |
| MWK4 | | 225 | | 60 | | 35,5 | |
| MWK5 | | 225 | | 69,5 | | 49 | |
| MZ14 | | 300 | | 40 | | 22 | |
| MZ15 | | 250 | | 43 | | 30 | |
| MWP3 | | 181 | | 42 | | 20 | |
| 9639 | | 153 | | 50 | | 23 | |
| X182 | | 193 | | 42,5 | | 34 | |
| X183 | | 177 | | 67,5 | | 36,5 | |
| X184 | | 211 | | 67,5 | | 37 | |
| X185 | | 226 | | 67,5 | | 39,5 | |
| X186 | | 251 | | 88 | | 33 | |
| X187 | | 251 | | 99 | | 44,5 | |

| ART | الصنف | C ملم (mm) | D ملم (mm) | E ملم (mm) | PG21 (Ø13-18) | PG16 (Ø7-14) |
|------|---|---------------|---------------|---------------|------------------|-----------------|
| 9582 |  | 196 | 106 | 81,7 | n°2 | n°4 |
| BZ33 |  | 230 | 140 | 115 | n°2 | n°8 |
| X653 |  | 330 | 140 | 121,8 | n°2 | n°8 |



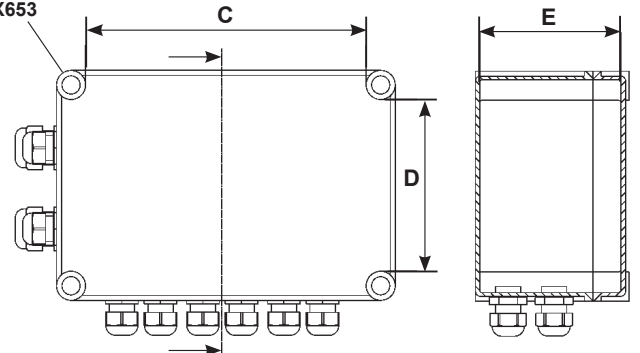
الصنف
art. MZ15

ALIMENTATORE
BALLAST
VORSCHALTGERÄT
VOORSCHAKELAPPARAAT
ALIMENTADOR
STRÖMFÖRSYNNINGSENHED
BALLAST
STRÖMFÖRSÖRJNINGSSANORDNING
БЛОК ПИТАНИЯ
كايح



الصنف
art. 9582
BZ33
X653

الصنف
art. 9582 - BZ33 - X653



- IT** Attenzione: prodotto sensibile alle cariche elettrostatiche
Prendere le dovute precauzioni per la manipolazione e l'installazione del prodotto.
- EN** Attention: Electrostatic-discharge sensitive product.
Take suitable precautions when handling and installing the product.
- FR** Attention : produit sensible aux décharges électrostatiques
Prendre les précautions nécessaires pour la manipulation et l'installation du produit.
- DE** Achtung: Produkt empfindlich gegen elektrostatische Ladungen.
Die notwendigen Vorsichtsmaßnahmen für den Umgang mit dem Produkt und seine Installation treffen.
- NL** Let op: product dat gevoelig is voor elektrostatische lading.
Neem de benodigde voorzorgsmaatregelen voor het hanteren en de installatie van het product.
- ES** Atención: producto sensible a las descargas electrostáticas
Tomar las debidas precauciones para la manipulación y la instalación del producto.
- DA** Bemærk: Produktet er følsomt over for elektrostatiske udladninger.
Træf de nødvendige forsigtighedsforanstaltninger i forbindelse med håndtering og installation af produktet.
- NO** Forsiktig: Produktet er ømfintlig overfor statisk elektrisitet
Ta de nødvendige forholdsregler når du håndterer og monterer produktet
- SV** OBS! Produkten är känslig för elektrostatiska urladdningar
Vidta lämpliga försiktighetsåtgärder vid hantering och installation av produkten.
- RU** Внимание: продукт чувствителен к электростатическим зарядам.
Примите необходимые меры предосторожности при обращении и установке изделия.
- ZH** 注意：產品對靜電荷敏感
處理和安裝產品時採取必要的預防措施

AR

تنبيه: المنتج حساس للشحنات الكهروستاتيكية
اتخذ الاحتياطات اللازمة عند التعامل مع المنتج وتثبيته



- IT** Il prodotto è protetto alle sovratensioni di modo comune e differenziale secondo i valori riportati nella scheda tecnica di prodotto, consultabile nel sito www.iguzzini.com, e risponde alle normative EN61000-4-5. Inserire SPD (SURGE PROTECTION DEVICE) in presenza di reti non adeguatamente protette, secondo le normative impiantistiche nazionali vigenti in ciascun paese. Fare riferimento alla guida CEI 34-156
- EN** The product is protected against common and differential mode surges in compliance with the values stipulated in the product's technical sheet that can be viewed on the www.iguzzini.com website and complies with the EN61000-4-5 standard. Enable the SPD (SURGE PROTECTION DEVICE) if networks are used that are not adequately protected according to the national system standards in force in the country in question. Refer to the CEI 34-156 guide.
- FR** Le produit est protégé des surtensions de mode commun et différentiel selon les valeurs indiquées sur la fiche technique, à consulter sur le site www.iguzzini.com, et est conforme aux normes EN61000-4-5. Installer un SPD (SURGE PROTECTION DEVICE/dispositif de protection contre les surtensions) en présence de réseaux insuffisamment protégés, selon les normes nationales en matière d'installations en vigueur dans chaque pays. Veuillez consulter le guide CEI 34-156.
- DE** Das Produkt besitzt einen Gleichtakt- und Gegentakt-Überspannungsschutz in der auf dem technischen Datenblatt angegebenen Höhe. Dieses finden Sie auf der Website www.iguzzini.com. Der Überspannungsschutz entspricht den Vorschriften EN61000-4-5. Setzen Sie den SPD (SURGE PROTECTION DEVICE) gemäß den geltenden nationalen Vorschriften des Einbauortes bei nicht ausreichend geschützten Netzen ein. Beziehen Sie sich dabei auf die Richtlinie CEI 34-156.
- NL** Het product wordt beschermd tegen normale en differentiële overspanning volgens de waarden van het technische productblad dat geraadpleegd kan worden op de website www.iguzzini.com en stemt overeen met de norm EN61000-4-5. SPD (SURGE PROTECTION DEVICE) aanbrengen in het geval van onvoldoende beschermde netwerken, overeenkomstig de nationale wetten met betrekking tot installaties die in elk land van toepassing zijn. Raadpleeg de gids IEC 34-156.
- ES** El producto se ha protegido contra las sobretensiones de modo común y diferencial de acuerdo con los valores indicados en la ficha técnica de producto que se puede consultar en la página web www.iguzzini.com y es conforme con las normas EN61000-4-5. Introducir SPD (SURGE PROTECTION DEVICE) en presencia de redes sin la protección adecuada, según lo establecido por las normas nacionales de cada país aplicables en materia de instalaciones. Consultar la guía CEI 34-156.
- DA** Produktet er beskyttet mod overspænding på almindelig og differentiell vis i henhold til de anførte værdier i produktdatabladet, som kan konsulteres på webstedet www.iguzzini.com, og overholder bestemmelserne i EN61000-4-5. Indsæt SPD (SURGE PROTECTION DEVICE - OVERSPÆNDINGSSIKRING) hvis netværket ikke er udstyret med en passende beskyttelse, i overensstemmelse med de gældende forskrifter for anlæg i brugslandet. Jfr. IEC-vejledning 34-156.
- NO** Produktet er beskyttet mot overspenning på vanlig måte og med differensialbryter, i henhold til verdiene som er angitt i det tekniske kortet til produktet, se nettstedet www.iguzzini.com, og er i samsvar med standarden EN61000-4-5. Installer SPD (SURGE PROTECTION DEVICE) ved nett som ikke har egnet beskyttelse, i henhold til de nasjonale standardene som gjelder i hvert enkelt land. Se retningslinjene CEI 34-156.
- SV** Produkten är skyddad mot överspänning i gemensamt och differentiellt läge, i enlighet med värdena som återges i produktens tekniska datablad som finns på webbplatsen www.iguzzini.com. Produkten är överensstämmande med standard SS-EN61000-4-5. Koppla in SPD (SURGE PROTECTION DEVICE) om det förekommer nätverk som inte är korrekt skyddade, i enlighet med nationella systemstandarder som är gällande i respektive land. Se CEI-guide 34-156.
- RU** Продукт защищён от превышения обычного и дифференциального напряжения в соответствии со значениями, приведёнными в технических характеристиках продукта, указанных на сайте www.iguzzini.com, и отвечает требованиям стандарта EN61000-4-5. При использовании сети без надлежащей защиты установите ограничитель перенапряжений в соответствии с требованиями действующих норм. Смотрите руководство CEI 34-156.
- ZH** 根据产品技术表 (可到网站www.iguzzini.com查阅) 中所示的值, 该产品可防止共模和差分过电压, 并符合EN61000-4-5法规。根据各国现行的国家线路系统法规, 在网络不具备充分保护的情况下插入 SPD (浪涌保护装置)。请参考CEI 34-156指南。

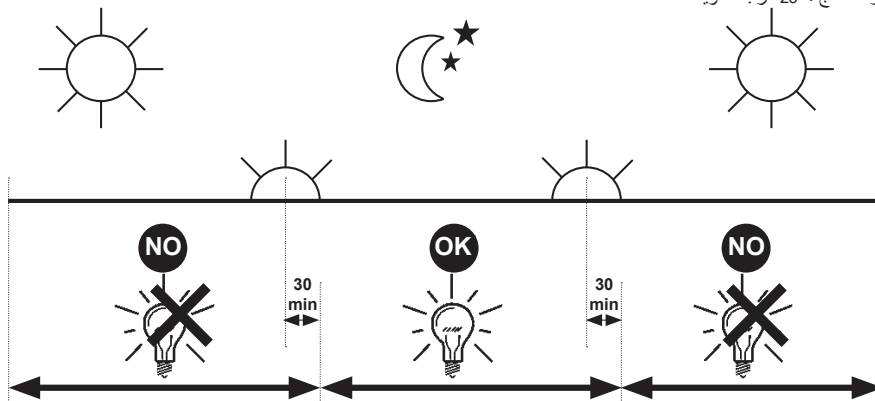
المنتج محمي ضد الجهد المفرط العام والتفاضلي وفقاً للقيم المدونة في ورقة بيانات المنتج، المتاحة للاستشارة على الموقع www.iguzzini.com والتي تتوافق مع معايير التوجيه 5-4-EN61000. أدخل SPD (جهاز الحماية من زيادة التيار) في حالة وجود الشبكات الغير محمية بشكل كاف وفقاً للوائح الأجهزة الوطنية السارية في كل بلد. راجع الدليل 34-156-CEI

AR

- IT** PERIODO GIORNALIERO DI ACCENSIONE AMMESSO PER TEMPERATURE DI PRODOTTO >25°C
- EN** ALLOWED DAILY OPERATION PERIOD FOR PRODUCT TEMPERATURES >25°C
- FR** DURÉE QUOTIDIENNE D'ALLUMAGE ADMISSIBLE POUR DES TEMPÉRATURES DU PRODUIT >25°C
- DE** ERLAUBTE TÄGLICHE EINSCHALTDAUER FÜR PRODUKTTEMPERATUREN > 25°C
- NL** DAGELIJKSE ONTSTEKINGSPERIODE TOEGESTAAN VOOR EEN PRODUCTTEMPERATUUR >25°C
- ES** PERIODO DIARIO DE ENCENDIDO PERMITIDO PARA TEMPERATURAS DE PRODUCTO >25 °C
- DA** TILLADT TIDSRUM FOR DAGLIG TÆNDING FOR PRODUKTTEMPERATURER >25°C
- NO** TILLATT TENNINGSTID PR. DAG FOR PRODUKTTEMPERATURER >25°C
- SV** TILLÅTEN DAGLIG PERIOD SOM PRODUKTEN KAN VARA TÄND FÖR PRODUKTTEMPERATURER >25°C
- RU** ЕЖЕДНЕВНАЯ ДОПУСТИМАЯ ПРОДОЛЖИТЕЛЬНОСТЬ РАБОТЫ ДЛЯ ТЕМПЕРАТУРЫ ИЗДЕЛИЯ >25°C
- ZH** 产品温度高于25°C时允许的正常运行时长


AR

فترة البدء اليومية المسموح بها لدرجات حرارة المنتج < 25 درجة مئوية



- IT** N.B.: Per l'eventuale pulizia degli schermi, utilizzare esclusivamente acqua ed alcool.
- EN** NB: clean the screens exclusively using water and methylated spirits.
- FR** N.B. : pour le nettoyage éventuel des écrans, utiliser uniquement de l'eau et de l'alcool.
- DE** HINWEIS: Verwenden Sie zur Reinigung der Displays ausschließlich Wasser und Alkohol.
- NL** N.B.: Gebruik uitsluitend water en alcohol om de schermen te reinigen.
- ES** Nota: Para la limpieza de las pantallas utilizar exclusivamente agua y alcohol.
- DA** N.B.: Brug udelukkende vand og sprit til at gøre skærmene rene.
- NO** NB! Bruk eventuelt kun vann og alkohol til rengjøring av skjermen.
- SV** OBS! Använd endast vatten och alkohol vid eventuell rengöring av skärmarna.
- RU** ПРИМЕЧАНИЕ: Для очистки экранов используйте только воду и спирт.
- ZH** 注意：屏幕需要使用水和甲基化酒精专门进行清洗。
- AR** ملاحظة: يجب - بشكل إجباري- توصيل الجهاز بوصلة الأرضي

- IT** N.B.: La garanzia del prodotto è valida solo se sono state rispettate le istruzioni.
- EN** NB: the product's warranty is valid only if the instructions have been observed.
- FR** N.B. : la garantie du produit n'est valable que si les instructions ont été respectées.
- DE** HINWEIS: Die Garantie für das Gerät ist nur gültig, wenn die Anweisungen eingehalten wurden.
- NL** N.B.: De garantie op het product is alleen geldig als de instructies zijn opgevolgd.
- ES** Nota: La garantía del producto es válida sólo si se han respetado las instrucciones.
- DA** Produktgarantien er kun gyldig, hvis instruktioner er blevet overholdt.
- NO** NB! Produktgarantien er kun gyldig hvis man har fulgt anvisningene.
- SV** OBS! Produktens garanti gäller endast om anvisningarna respekteras i detalj.
- RU** ПРИМЕЧАНИЕ: Гарантия на изделие имеет силу только при условии соблюдения инструкций.
- ZH** 注意：操作不当引起的故障不在保修范围内。
- AR** ضمان المنتج ساري المفعول فقط إذا تم الامتثال للتعليمات

| | |
|---|---|
| 1.154.087.03 IS09753/07  | corrente assorbita - absorbed current courant absorbé - Stromaufnahme stroomopname - corriente absorbida absorberet strøm - absorbert strøm tillförd ström поглощаемая мощность 电源电流 (A) |
| ART. | |
| E470-E554-E638-E722-EA71-EA92-EN04-EN10-E411-E432-E453-E492-E513-E534-E576-E597-E618-E660-E681-E702-E988-EA09-EA30 EA54 | 0,09 |
| E471-E555-E639-E723-EA72-EA93-E413-E434-E455-E494-E515-E536-E578-E599-E620-E662-E683-E704-E990-EA11-EA32-EA56 EB13-EB34-EB55-EB76-E259 EA94-E414-E435-E456-EA57 | 0,11 0,12 |
| E472-E556-E640-E724-EA73-E415-E436-E457-E495-E516-E537-E579-E600-E621-E663-E684-E705-E991-EA12-EA33-EA58 | 0,13 |
| EA95-E416-E437-E458-E496-E517-E538-E580-E601-E622-E664-E685-E706-E992-EA13-EA34-EA59 | 0,14 |
| E473-E557-E641-E725-EA74-E417-E438-E459-EA60 | 0,15 |
| E558-E642-E726-EA96-E418-E439-E460-E497-E518-E539-E581-E602-E623-E665-E686-E707-E993-EA14-EA35-EA61-EB15-EB36-EB57 EB78 | 0,16 |
| E474-EA75-E419-E440-E461-E498-E519-E540-E582-E603-E624-E666-E687-E708-E994-EA15-EA36-EA62-E267 | 0,17 |
| E475-E559-E643-E727-EA97-EN05-EN11-E420-E441-E462-E499-E520-E541-E583-E604-E625-E667-E688-E709-E995-EA16-EA37 EA63EB16-EB37-EB58-EB79 EA76-EA98-E421-E442-E463-EA64 | 0,18 0,19 |
| E476-E560-E644-E728-E422-E443-E464-E500-E521-E542-E584-E605-E626-E668-E689-E710-E996-EA17-EA38-EA65-EM94-EN00 EA77-EA99-E501-E522-E543-E585-E606-E627-E669-E690-E711-E997-EA18-EA39-EB17-EB38-EB59-EB80 E477-E561-E645-E729 | 0,2 0,21 0,22 |
| EA78-EB00-E502-E523-E544-E586-E607-E628-E670-E691-E712-E998-EA19-EA40-EB18-EB39-EB60-EB81-E268 | 0,23 |
| E478-E562-E646-E730-E503-E524-E545-E587-E608-E629-E671-E692-E713-E999-EA20-EA41 E479-EA79-EB01-EB19-EB40-EB61-EB82 | 0,24 0,25 |
| E563-E647-E731-E504-E525-E546-E588-E609-E630-E672-E693-E714-EA00-EA21-EA42 | 0,26 |
| E564-E648-E732-EA80-EB02-E505-E526-E547-E589-E610-E631-E673-E694-E715-EA01-EA22-EA43 | 0,27 |
| E480-EA81-EB03-E506-E527-E548-E590-E611-E632-E674-E695-E716-EA02-EA23-EA44-EB20-EB41-EB62-EB83-E269 E565-E649-E733 | 0,28 0,29 |
| E481-EA82-EB04-EB21-EB42-EB63-EB84 E482-E566-E650-E734 | 0,3 0,31 |
| EA83-EB05-EB22-EB43-EB64-EB85 E483-E567-E651-E735 | 0,32 0,33 |
| EA84-EB06-EB23-EB44-EB65-EB86 E484-E568-E652-E736-EB07-EN12-E270 EA85 | 0,34 0,35 0,36 |
| E485-E569-E653-E737-EN06-EB24-EB45-EB66-EB87 EA86 EB08-EN13 | 0,37 0,38 0,71 |
| E570-E654-E738 E486-EN07 EA87 EB09-EN14 | 0,73 0,74 0,76 1,06 |
| E571-E655-E739-E487-EN08 EA88 | 1,1 1,14 |
| EB10-E510-E531-E552-E594-E615-E636-E678-E699-E720-EA06-EA27-EA48 E572-E656-E740 E488 EA89 EB11 | 1,42 1,46 1,48 1,52 1,77 |
| E573-E657-E741-EB31-EB52-EB73-EB94 E489 EA90 EB12-EN15 | 1,83 1,85 1,9 2,48 |
| E574-E658-E742 E490-EN09 EA91 | 2,56 2,6 2,65 |
| E407-E428-E449-EA50-EM92-EM98 E408-E429-E450-EA51 | 0,05 0,06 |
| E409-E430-E451-E491-E512-E533-E575-E596-E617-E659-E680-E701-E987-EA08-EA29-EA52 E410-E431-E452-EA53 | 0,07 0,08 |
| E412-E433-E454-E493-E514-E535-E577-E598-E619-E661-E682-E703-E989-EA10-EA31-EA55-EM93-EM99 EB25-EB46-EB67-EB88 E423-E444-E465-EA66-EB26-EB47-EB68-EB89-EM95-EN01 EB27-EB48-EB69-EB90 EB28-EB49-EB70-EB91 | 0,1 0,39 0,41 0,44 0,46 |
| E507-E528-E549-E591-E612-E633-E675-E696-E717-EA03-EA24-EA45 E424-E445-E466-EA67-EM96-EN02 E425-E446-E467-EA68 | 0,57 0,61 0,82 |
| E508-E529-E550-E592-E613-E634-E676-E697-E718-EA04-EA25-EA46 EB29-EB50-EB71-EB92 E426-E447-E468-EA69-EM97-EN03 | 0,85 0,92 1,02 |
| E509-E530-E551-E593-E614-E635-E677-E698-E719-EA05-EA26-EA47 EB30-EB51-EB72-EB93 E427-E448-E469-EA70 | 1,13 1,38 1,43 |
| E511-E532-E553-E595-E616-E637-E679-E700-E721-EA07-EA28-EA49 EB32-EB53-EB74-EB95 EB33-EB54-EB75-EB96 | 1,98 2,29 3,21 |
| E271 E272 E273 E274 E275 | 0,68 1,03 1,37 1,71 2,39 |


- I** Istruzioni per le operazioni di servizio per l'apparecchio di illuminazione
GB Instructions on luminare service operations
F Instructions pour les opérations de service du luminaire
D Wartungsanleitung für die Leuchte
NL Instructies voor de onderhoudsoperaties op de verlichtingsarmatuur
E Instrucciones para las operaciones de servicio del aparato de alumbrado
DK Anvisninger i serviceindgreb på belysningsarmatur
N Anvisninger for betjening av lysapparatet
S Instruktioner för användning av belysningsanordningen
RUS Инструкции по эксплуатации осветительного прибора
CN 照明装置检修操作说明

Sostituire la lampada parzialmente esausta
 Replace the partly exhausted lamp
 Remplacer la lampe partiellement épuisée
 Die teilweise erschöpfte Lampe austauschen
 Vervang de gedeeltelijk lege lamp
 Sustituir la lámpara parcialmente agotada
 Udskift den delvist udtjente pære
 Skifte ut den delvis utbrente lyspæren
 Byt ut den delvis förbrukade lampan
 Замена частично отработавшей лампочки
 更换部分老化的灯泡



Spegnimento
 Switch it off
 Extinction
 Ausschaltung
 Uitschakeling
 Apagado
 Slukning
 Slukking
 Släckning
 Выключение
 关灯

Interrompere l'alimentazione dell'apparecchio
 Cut the power supply to the luminaire
 Couper l'alimentation du luminaire
 Stromversorgung der Leuchte unterbrechen
 Onderbreuk de voeding van het apparaat
 Interrumpir la alimentación del aparato
 Afbryd armaturets strømforsyning
 Avbryte strømtilførselen til apparatet
 Koppla från anordningens strömförsörjning
 Отключить электропитание прибора
 中断装置供电



Aprire l'apparecchio
 Open the fixture
 Ouvrir le luminaire
 Das Gerät öffnen
 Open het apparaat
 Abrir el aparato
 Åbn armaturet
 Åpne apparatet
 Öppna anordningen
 Раскрыть прибор
 打开装置



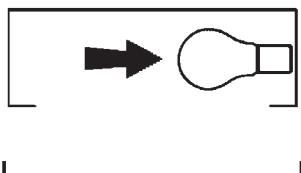
Rimuovere la lampada esausta
 Remove the exhausted lamp
 Retirer la lampe épuisée
 Die alte Lampe entnehmen
 Verwijder de lege lamp
 Quitar la lámpara agotada
 Tag den udtjente pære ud
 Fjerne den utbrente lyspæren
 Ta bort den förbrukade lampan
 Вынуть старую лампочку
 取出老化的灯泡

Portarla in un centro di riciclaggio
 Carry it to a recycling centre
 La porter dans une déchetterie pour son recyclage
 Ordnungsgemäß entsorgen
 Breng de lamp naar een recyclingcentrum
 Llevarla a un centro de reciclaje
 Aflever den på en genbrugsstation
 Lever den til en miljøstasjon
 Lämna in den till en återvinningsanläggning
 Сдать ее в пункт приема утильсырья
 将其送往回收中心

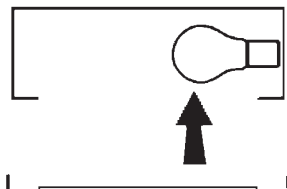


Inserire la nuova lampada
 Introduce the new lamp
 Installer la lampe neuve
 Die neue Lampe einsetzen
 Doe de nieuwe lamp op zijn plek
 Montar la nueva lámpara
 Sæt den nye pære i
 Sette i den nye pæren
 Sätt i den nya lampan
 Вставить новую лампочку
 装入新灯泡


Inserire la nuova lampada nel portalampada
 Fit the new lamp into the socket
 Installer la nouvelle lampe dans le support de lampe
 Die neue Lampe in den Sockel einsetzen
 Doe de nieuwe lamp in de lamphouder
 Montar la nueva lámpara en el portalámpara
 Sæt den nye pære i fatningen
 Sette den nye pæren inn i lampeholderen
 Sätt i den nya lampan i lamphållaren
 Вставить новую лампочку в патрон
 将新灯泡插入灯泡架中



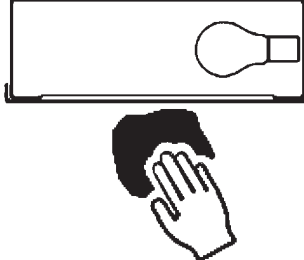
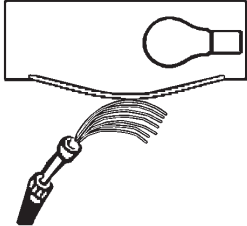
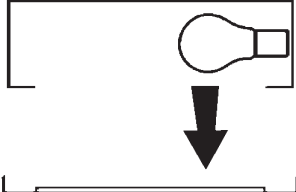





Riposizionare ottica
 Re-place the optic
 Remettre l'optique à sa place
 Die Optik wieder einsetzen
 Doe de optiek weer op zijn plaats
 Volver a montar la óptica
 Sæt den optiske enhed på plads
 Innstille linsen
 Flytta om optiken
 Отрегулировать линзы
 重新定位光头



Effettuare prova di funzionamento
 Perform operative test
 Procéder à un essai de fonctionnement
 Eine Funktionsprüfung durchführen
 Controleer de correcte werking
 Hacer una prueba de funcionamiento
 Afprøv funktionen
 Prove om den fungerer
 Utför funktionstest
 Выполнить проверку исправности работы
 执行功能测试



| | | | |
|---|--|---|--|
| <p>I Istruzioni per la pulizia dell'apparecchio di illuminazione</p> <p>GB Instructions on luminaire cleaning operations</p> <p>F Instructions pour le nettoyage du luminaire</p> <p>D Anweisungen zur Reinigung der Leuchte</p> <p>NL Instructies voor de reiniging van de verlichtingsarmatuur</p> <p>E Instrucciones para limpiar el aparato de alumbrado</p> <p>DK Anvisninger i rengøring af belysningsarmaturet</p> <p>N Anvisninger for rengjøring av lysapparatet</p> <p>S Instruktioner för rengöring av belysningsanordningen</p> <p>RUS Инструкции по чистке осветительного прибора</p> <p>CN 照明装置清洁说明</p> | | | |
| <p>Pulire l'apparecchio Clean the fixture Nettoyer le luminaire Das Gerät reinigen Reinig het apparaat Limpiar el aparato Rengør armaturet Rengjøre apparatet Rengör anordningen Чистка прибора 清洁装置</p>  | <p>Spegnimento Switch it off Extinction Ausschaltung Uitschakeling Apagado Slukning Slukking Släckning Выключение 关灯</p> <p>Interrompere l'alimentazione dell'apparecchio Cut the power supply to the luminaire Couper l'alimentation du luminaire Stromversorgung der Leuchte unterbrechen Onderbreek de voeding van het apparaat Interrumpir la alimentación del aparato Afbryd armaturets strømforsyning Avbryt strømtilførselen til apparatet Koppla från anordningens strömförsörjning Отключить электропитание прибора 中断装置供电</p>  | <p>Spolverare l'ottica esterna Remove dust from the external optic Dépoussiérer l'optique extérieure Die externe Optik abstauben Stof de externe optiek af Quitar el polvo de la óptica exterior Tør støvet af den udvendige optiske enhed Fjerne støv fra den eksterne lysenheden Damma av den yttre optiken Вытереть пыль с внешней стороны линз 为外侧光头掸尘</p>  | <p>Lavare l'ottica esterna Wash the external optic Laver l'optique extérieure Die externe Optik waschen Was de externe optiek Lavar la óptica exterior Vask den udvendige optiske enhed Vaske den eksterne lysenheden Rengör den yttre optiken Вымыть линзы с внешней стороны 清洁外光头</p>  |
| <p>Rimuovere l'ottica Remove the optic Retirer l'optique Die Optik abnehmen Verwijder de optiek Quitar la óptica Tag den optiske enhed af Fjerne lysenheden Ta bort optiken Снять линзы 取下光头</p>  | <p>Pulire la parte interna dell'apparecchio di illuminazione Clean the inside of the fixture Nettoyer l'intérieur du luminaire Die Innenseite der Leuchte reinigen Reinig de binnenzijde van de verlichtingsarmatuur Limpiar el interior del aparato de alumbrado Rengør belysningsarmaturets indvendige dele Rengjøre lysapparatet innvendig Rengör belysningsanordningen invändigt Протереть осветительный прибор изнутри 清洁照明装置内部</p>  | <p>Riposizionare ottica Re-place the optic Remettre l'optique à sa place Die Optik wieder einsetzen Doe de optiek weer op zijn plaats Volver a montar la óptica Sæt den optiske enhed på plads Innstill linsen Flytta om optiken Отрегулировать линзы 重新定位光头</p>  | <p>Effettuare prova di funzionamento Perform operative test Procéder à un essai de fonctionnement Eine Funktionsprüfung durchführen Controleer de correcte werking Hacer una prueba de funcionamiento Afprov funktionen Prøve om den fungerer Utför funktionstest Выполнить проверку исправности работы 执行功能测试</p>  |

| | | | |
|--|--|--|--|
| <p>I Istruzioni per il fine vita e lo smaltimento dei componenti GB Instructions on end-of-life and component disposal F Instructions pour la gestion des composants en fin de vie et leur mise au rebut D Anweisungen zur Entsorgung der Leuchtenkomponenten NL Instructies voor het verwijderen van de armatuur en het recyclen van de onderdelen E Instrucciones para el final de vida y la eliminación los componentes DK Anvisninger i udtjent armatur og bortskaffelse af komponenter N Anvisninger for endt levetid og avfallsbehandling av delene S Instruktioner vid bortskaffning och kassering av komponenter RUS Инструкции по утилизации прибора и его комплектующих по окончании его срока службы CN 寿命期结束与零件废弃处置说明</p> | | | |
| <p>Spegnimento Switch it off Extinction Ausschaltung Uitschakeling Apagado Slukning Slukking Släckning Выключение 关灯</p> <p>Interrompere l'alimentazione dell'apparecchio Cut the power supply to the luminaire Couper l'alimentation du luminaire Stromversorgung der Leuchte unterbrechen Onderbreek de voeding van het apparaat Interrumpir la alimentación del aparato Afbyrd armaturets strømforsyning Avbryt strømtilførselen til apparatet Koppla från anordningens strömförsörjning Отключить электропитание прибора 中断装置供电</p>  | <p>Rimuovere la/lampada/e per la dismissione Remove the lamp(s) for decommissioning Retirer la(les) lampe(s) pour sa(leur) mise au rebut Die Lampe/n ordnungsgemäß entsorgen Verwijder de lamp(en) voor het recyclen Quitar la(s) lámpara(s) para el desecho Tag pæren/pærerne ud til bortskaffelse Fjerne lampen/-e som skal kastes Ta bort lampan/-orna för bortskaffningen Вынуть лампочку/и для утилизации прибора 取出需要丢弃的灯泡</p>  | <p>Rimuovere la batteria per la dismissione Remove the battery for decommissioning Retirer la batterie pour sa mise au rebut Die Batterie ordnungsgemäß entsorgen Verwijder de batterij voor het recyclen Quitar la batería para el desecho Tag batteriet ud til bortskaffelse Fjerne batteriet som skal kastes Ta bort batteriet för bortskaffningen Вынуть батарейку для утилизации прибора 取出需要丢弃的电池</p>  | <p>Rimuovere l'apparecchio per la dismissione Remove the fixture for decommissioning Enlever le luminaire pour sa mise au rebut Das Gerät ordnungsgemäß entsorgen Verwijder het apparaat voor het recyclen Quitar el aparato para el desecho Tag armaturet ud til bortskaffelse Fjerne apparatet som skal kastes Ta bort anordningen för bortskaffningen Снять прибор для утилизации 取出需要丢弃的装置</p>  |
| <p>Inviare i materiali ad un centro di raccolta RAEE Send the materials to a WEEE collection centre Envoyer les matériaux dans une déchetterie DEEE Die Materialien in einem WEEE-Zentrum entsorgen Zend de materialen naar een recyclingscentrum voor de AEEA Enviar los materiales a un centro de recogida RAEE Afløver materialerne på et indsamlingscenter for elektronisk udstyr Sende materialene til en miljøstasjon for resirkulering av EE-avfall Skicka materialet till en RAEE uppsamlingscentral Сдать материалы в пункт приема утильсырья 将材料送往电气和电子垃圾回收中心</p>  | | | |