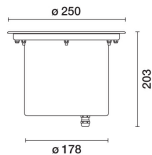


Last information update: May 2025

Product configuration: E151+X209.04

E151: Recessed floor luminaire Earth D=250 mm - Warm White - Medium optic - DALI

X209.04: Plastic casing for installation on floors + end cap - Black

**Product code**

E151: Recessed floor luminaire Earth D=250 mm - Warm White - Medium optic - DALI

Technical description

Recessed luminaire applicable to the floor or ground, designed for fitting monochrome white LED sources, for illumination, fixed optic, with DALI dimmable incorporated electronic control gear. The round frame has a diameter D=250 mm; the body and frame are made of AISI 304 stainless steel with sodium-calcium extra clear glass, thickness 15 mm. Stainless steel body coated with black paint. The luminaire is fixed to the outer casing by means of two TORX-type screws that ensure proper anchoring. Inclusive of LED circuit, OPTI BEAM aluminium reflector and black plastic cover. The product is wired using an A2 stainless steel cable gland, with type A07RNF 4x1 mm² outgoing power cord having L=1200 mm. The cable is equipped with an anti-transpiration device (IP68) consisting of a silicone seal placed on the power cable and housed inside the product. The outer casing for installation can be ordered separately from the plastic optical assembly. The assembly made up of the frame, optical assembly and outer casing guarantees 5000 kg resistance to static loads. Maximum glass surface temperature is lower than 40°C.

Installation

The product is secured to the outer casing by means of two TORX-type screws. The luminaire can be installed recessed, floor-standing, using an outer casing or on the ground.

Colour
Steel (13)

Weight (Kg)
4.98

Mounting

Floor recessed|ground recessed

Wiring

Product inclusive of 220-240 VAC DALI dimmable electronic control gear.

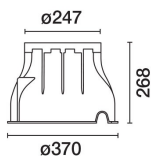

Notes

IP68 degree of protection on the product and cable when using IP68 connectors * The product is not suitable for installation in swimming pools and fountains. Overvoltage protection: 4KV Common mode, 3,5KV differential mode

Complies with EN60598-1 and pertinent regulations



withstand a static load of up to 50000 N and to resist drive-over stress by vehicles with tires. The fixtures cannot be used in lanes subjected to horizontal stresses due to acceleration, braking and / or changes of direction.

**Accessory code**

X209.04: Plastic casing for installation on floors + end cap - Black

Technical description

Made of plastic (polypropylene). Inclusive of front cap with system for extracting the cables and double cable entry.

Installation

Floor-standing (concrete)

Colour
Black (04)

Weight (Kg)
1.9

Mounting

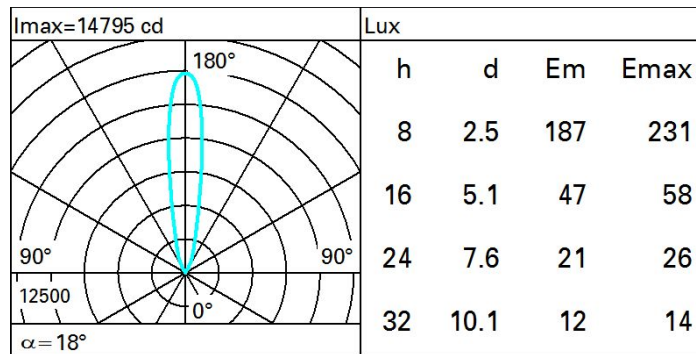
ground surface|Floor recessed|ground recessed

Complies with EN60598-1 and pertinent regulations

Technical data

Im system:	2379	Life Time LED 1:	100,000h - L90 - B10 (Ta 25°C)
W system:	21	Life Time LED 2:	100,000h - L90 - B10 (Ta 40°C)
Im source:	3050	Lamp code:	LED
W source:	18	Number of lamps for optical assembly:	1
Luminous efficiency (Im/W, real value):	113.3	ZVEI Code:	LED
Im in emergency mode:	-	Number of optical assemblies:	1
Total light flux at or above an angle of 90° [Lm]:	2379	Intervallo temperatura ambiente:	from -25°C to 50°C.
Light Output Ratio (L.O.R.) [%]:	78	Power factor:	See installation instructions
Beam angle [°]:	18°	Inrush current:	10 A / 200 µs
CRI (minimum):	80	Maximum number of luminaires of this type per miniature circuit breaker:	B10A: 18 luminaires B16A: 30 luminaires C10A: 31 luminaires C16A: 51 luminaires
Colour temperature [K]:	3000	Overvoltage protection:	5kV Common mode & 4kV Differential mode
MacAdam Step:	2	Control:	DALI-2

Polar



UGR diagram

Corrected UGR values (at 3050 lm bare lamp luminous flux)											
Reflect.: ceiling/cav walls work pl. Room dim x y		0.70	0.70	0.50	0.50	0.30	0.70	0.70	0.50	0.50	0.30
		0.50	0.30	0.50	0.30	0.30	0.50	0.30	0.50	0.30	0.30
		0.20	0.20	0.20	0.20	0.20	0.20	0.20	0.20	0.20	0.20
		viewed crosswise					viewed endwise				
2H	2H	-1.9	0.2	-1.5	0.5	0.9	-1.9	0.2	-1.5	0.5	0.9
	3H	-2.0	-0.4	-1.6	-0.1	0.3	-2.0	-0.4	-1.6	-0.1	0.2
	4H	-2.0	-0.7	-1.6	-0.4	-0.0	-2.0	-0.8	-1.7	-0.4	-0.1
	6H	-2.0	-1.0	-1.6	-0.7	-0.3	-2.1	-1.1	-1.7	-0.7	-0.4
	8H	-2.0	-1.0	-1.6	-0.7	-0.3	-2.1	-1.1	-1.7	-0.8	-0.4
4H	2H	-2.1	-1.0	-1.6	-0.6	-0.3	-2.2	-1.2	-1.8	-0.8	-0.4
	3H	-2.0	-0.8	-1.7	-0.4	-0.1	-2.0	-0.7	-1.6	-0.4	-0.0
	4H	-2.1	-1.1	-1.7	-0.7	-0.3	-2.1	-1.0	-1.7	-0.7	-0.3
	6H	-2.2	-1.1	-1.8	-0.7	-0.3	-2.2	-1.1	-1.8	-0.7	-0.3
	8H	-2.5	-0.8	-2.0	-0.3	0.2	-2.5	-0.8	-2.0	-0.4	0.1
8H	2H	-2.6	-0.7	-2.1	-0.2	0.3	-2.6	-0.7	-2.1	-0.3	0.2
	3H	-2.6	-0.7	-2.1	-0.2	0.3	-2.7	-0.8	-2.2	-0.3	0.2
	4H	-2.6	-0.7	-2.1	-0.3	0.2	-2.6	-0.7	-2.1	-0.2	0.3
	6H	-2.6	-0.9	-2.1	-0.4	0.1	-2.6	-0.8	-2.1	-0.4	0.2
	8H	-2.6	-1.1	-2.1	-0.6	-0.0	-2.6	-1.1	-2.1	-0.6	-0.0
12H	2H	-2.3	-1.4	-1.8	-0.9	-0.4	-2.4	-1.5	-1.9	-1.0	-0.4
	4H	-2.7	-0.8	-2.2	-0.3	0.2	-2.6	-0.7	-2.1	-0.2	0.3
	6H	-2.6	-1.1	-2.1	-0.6	-0.1	-2.5	-1.0	-2.0	-0.5	0.0
Variations with the observer position at spacing:											
S =		1.0H	5.8	/ -0.1				5.8	/ -0.1		
		1.5H	8.5	/ -0.5				8.5	/ -0.5		
		2.0H	10.5	/ -0.7				10.5	/ -0.7		