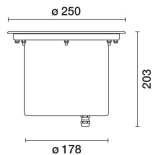


Last information update: March 2025

**Product configuration: E150+X209.04**

E150: Recessed floor luminaire Earth D=250 mm - Warm White - Spot Optic - DALI  
 X209.04: Plastic casing for installation on floors + end cap - Black

**Product code**

E150: Recessed floor luminaire Earth D=250 mm - Warm White - Spot Optic - DALI

**Technical description**

Recessed luminaire applicable to the floor or ground, designed for fitting monochrome white LED sources, for illumination, fixed optic, with DALI dimmable incorporated electronic control gear. The round frame has a diameter D=250 mm; the body and frame are made of AISI 304 stainless steel with sodium-calcium extra clear glass, thickness 15 mm. Stainless steel body coated with black paint. The luminaire is fixed to the outer casing by means of two TORX-type screws that ensure proper anchoring. Inclusive of LED circuit, methacrylate lens and black plastic cover. The product is wired using an A2 stainless steel cable gland, with type A07RNF 4x1 mm<sup>2</sup> outgoing power cord having L=1200 mm. The cable is equipped with an anti-transpiration device (IP68) consisting of a silicone seal placed on the power cable and housed inside the product. The outer casing for installation can be ordered separately from the plastic optical assembly. The assembly made up of the frame, optical assembly and outer casing guarantees 5000 kg resistance to static loads. Maximum glass surface temperature is lower than 40°C.

**Installation**

The product is secured to the outer casing by means of two TORX-type screws. The luminaire can be installed recessed, floor-standing, using an outer casing or on the ground.

**Colour**  
 Steel (13)

**Weight (Kg)**  
 4.98

**Mounting**

Floor recessed|ground recessed

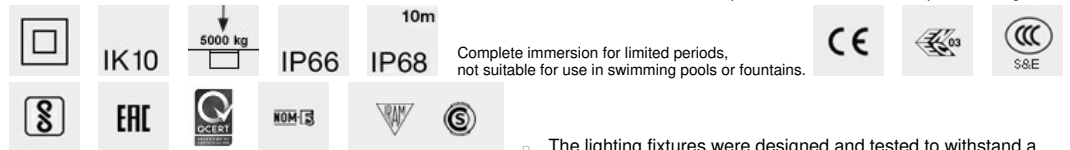
**Wiring**

Product inclusive of 220-240 VAC DALI dimmable electronic control gear.

**Notes**

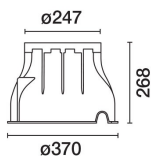

IP68 degree of protection on the product and cable when using IP68 connectors \* The product is not suitable for installation in swimming pools and fountains. Overvoltage protection: 4KV Common mode, 3,5KV differenzial mode

Complies with EN60598-1 and pertinent regulations



Complete immersion for limited periods, not suitable for use in swimming pools or fountains.

□ The lighting fixtures were designed and tested to withstand a static load of up to 50000 N and to resist drive-over stress by vehicles with tires. The fixtures cannot be used in lanes subjected to horizontal stresses due to acceleration, braking and / or changes of direction.

**Accessory code**

X209.04: Plastic casing for installation on floors + end cap - Black

**Technical description**

Made of plastic (polypropylene). Inclusive of front cap with system for extracting the cables and double cable entry.

**Installation**

Floor-standing (concrete)

**Colour**  
 Black (04)

**Weight (Kg)**  
 1.9

**Mounting**

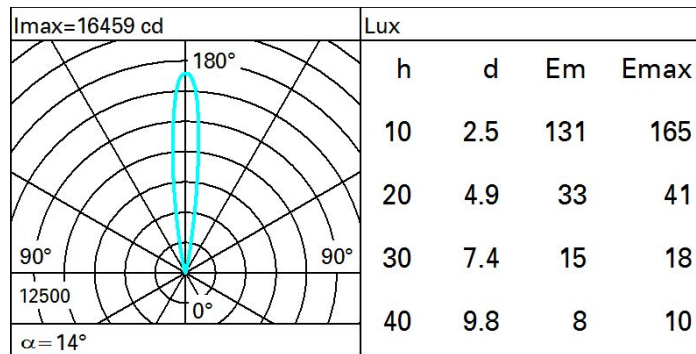
ground surface|Floor recessed|ground recessed

Complies with EN60598-1 and pertinent regulations

# Technical data

Im system:	1121	Life Time LED 2:	100,000h - L90 - B10 (Ta 40°C)
W system:	14.3	Lamp code:	LED
Im source:	1900	Number of lamps for optical assembly:	1
W source:	12	ZVEI Code:	LED
Luminous efficiency (Im/W, real value):	78.4	Number of optical assemblies:	1
Im in emergency mode:	-	Intervallo temperatura ambiente:	from -25°C to 50°C.
Total light flux at or above an angle of 90° [Lm]:	1121	Power factor:	See installation instructions
Light Output Ratio (L.O.R.) [%]:	59	Inrush current:	5 A / 50 µs
Beam angle [°]:	14°	Maximum number of luminaires of this type per miniature circuit breaker:	B10A: 31 luminaires B16A: 50 luminaires C10A: 52 luminaires C16A: 85 luminaires
CRI (minimum):	80	Minimum dimming %:	1
Colour temperature [K]:	3000	Overvoltage protection:	4kV Common mode & 3kV Differential mode
MacAdam Step:	2	Control:	DALI-2
Life Time LED 1:	100,000h - L90 - B10 (Ta 25°C)		

# Polar



# UGR diagram

Corrected UGR values (at 1900 lm bare lamp luminous flux)											
Reflect.:		viewed crosswise					viewed endwise				
ceiling	cav	0.70	0.70	0.50	0.50	0.30	0.70	0.70	0.50	0.50	0.30
walls		0.50	0.30	0.50	0.30	0.30	0.50	0.30	0.50	0.30	0.30
work pl.		0.20	0.20	0.20	0.20	0.20	0.20	0.20	0.20	0.20	0.20
Room dim											
x	y										
2H	2H	0.7	2.7	1.1	3.0	3.4	0.2	2.2	0.6	2.6	2.9
	3H	0.7	1.9	1.0	2.2	2.5	0.4	1.6	0.7	1.9	2.2
	4H	0.6	1.5	1.0	1.8	2.1	0.3	1.2	0.7	1.5	1.8
	6H	0.6	1.1	1.0	1.5	1.8	0.3	0.9	0.7	1.2	1.5
	8H	0.5	1.2	0.9	1.5	1.9	0.2	0.9	0.6	1.2	1.6
	12H	0.4	1.3	0.8	1.6	2.0	0.1	1.0	0.5	1.3	1.7
4H	2H	0.8	1.7	1.2	2.0	2.3	0.1	1.0	0.5	1.3	1.6
	3H	0.6	1.4	1.0	1.8	2.2	0.1	1.0	0.5	1.3	1.7
	4H	0.4	1.6	0.8	2.0	2.4	-0.1	1.1	0.3	1.5	1.9
	6H	0.1	1.9	0.5	2.3	2.8	-0.4	1.4	0.1	1.8	2.3
	8H	-0.0	1.9	0.5	2.4	2.9	-0.5	1.4	-0.0	1.9	2.4
	12H	-0.1	1.8	0.4	2.3	2.8	-0.6	1.3	-0.1	1.8	2.3
8H	4H	-0.1	1.9	0.4	2.3	2.8	-0.5	1.4	-0.0	1.9	2.4
	6H	-0.1	1.5	0.4	2.0	2.5	-0.5	1.0	-0.0	1.5	2.0
	8H	-0.0	1.2	0.5	1.7	2.2	-0.5	0.7	0.0	1.2	1.7
	12H	0.2	0.8	0.7	1.3	1.8	-0.3	0.3	0.2	0.8	1.4
12H	4H	-0.1	1.8	0.4	2.2	2.8	-0.6	1.3	-0.1	1.8	2.3
	6H	-0.0	1.2	0.5	1.7	2.2	-0.5	0.7	0.0	1.2	1.7
	8H	0.1	0.8	0.7	1.3	1.8	-0.3	0.3	0.2	0.8	1.4
Variations with the observer position at spacing:											
S =		1.0H	0.5 / -0.9				0.6 / -1.1				
		1.5H	1.5 / -6.3				1.8 / -6.7				
		2.0H	3.3 / -15.1				3.6 / -14.5				