

Light Up

Design iGuzzini

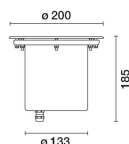
iGuzzini

Last information update: May 2025

Product configuration: E129+X203.04

E129: Recessed floor luminaire Earth D=200 mm - Warm White - Medium optic - DALI

X203.04: Plastic casing for installation on floors + end cap - Black



Product code

E129: Recessed floor luminaire Earth D=200 mm - Warm White - Medium optic - DALI

Technical description

Recessed luminaire applicable to the floor or ground, designed for fitting monochrome white LED sources, for illumination, fixed optic, with DALI dimmable incorporated electronic control gear. The round frame has a diameter D=200 mm; the body and frame are made of AISI 304 stainless steel with sodium-calcium extra clear glass, thickness 15 mm. Stainless steel body coated with black paint. The luminaire is fixed to the outer casing by means of two TORX-type screws that ensure proper anchoring. Inclusive of LED circuit, OPTI BEAM aluminium reflector and black plastic cover. The product is wired using an A2 stainless steel cable gland, with type A07RNF 4x1 mm² outgoing power cord having L=1200 mm. The cable is equipped with an anti-transpiration device (IP68) consisting of a silicone seal placed on the power cable and housed inside the product. The outer casing for installation can be ordered separately from the plastic optical assembly. The assembly made up of the frame, optical assembly and outer casing guarantees 5000 kg resistance to static loads. Maximum glass surface temperature is lower than 40°C.

Installation

The product is secured to the outer casing by means of two TORX-type screws. The luminaire can be installed recessed, floor-standing, using an outer casing or on the ground.

Colour
Steel (13)

Weight (Kg)
3.16

Mounting

Floor recessed|ground recessed

Wiring

Product inclusive of 220-240 VAC DALI dimmable electronic control gear.

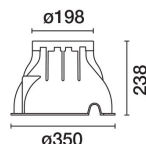

Notes

IP68 degree of protection on the product and cable when using IP68 connectors * The product is not suitable for installation in swimming pools and fountains. Overvoltage protection: 4KV Common mode, 3,5KV differenzial mode

Complies with EN60598-1 and pertinent regulations



withstand a static load of up to 50000 N and to resist drive-over stress by vehicles with tires. The fixtures cannot be used in lanes subjected to horizontal stresses due to acceleration, braking and / or changes of direction.



Accessory code

X203.04: Plastic casing for installation on floors + end cap - Black

Technical description

Made of plastic (polypropylene). Inclusive of front cap with system for extracting the cables and double cable entry.

Installation

Floor-standing (concrete)

Colour
Black (04)

Weight (Kg)
1.38

Mounting

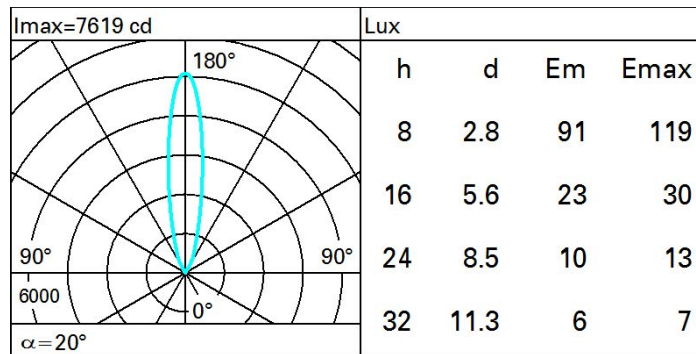
ground surface|Floor recessed|ground recessed

Complies with EN60598-1 and pertinent regulations

Technical data

Im system:	1440	Life Time LED 2:	100,000h - L90 - B10 (Ta 40°C)
W system:	14.2	Lamp code:	LED
Im source:	1920	Number of lamps for optical assembly:	1
W source:	12	ZVEI Code:	LED
Luminous efficiency (Im/W, real value):	101.4	Number of optical assemblies:	1
Im in emergency mode:	-	Intervalllo temperatura ambiente:	from -25°C to 50°C.
Total light flux at or above an angle of 90° [Lm]:	1440	Power factor:	See installation instructions
Light Output Ratio (L.O.R.) [%]:	75	Inrush current:	5 A / 50 µs
Beam angle [°]:	20°	Maximum number of luminaires of this type per miniature circuit breaker:	B10A: 31 luminaires B16A: 50 luminaires C10A: 52 luminaires C16A: 85 luminaires
CRI (minimum):	80	Minimum dimming %:	1
Colour temperature [K]:	3000	Overvoltage protection:	4kV Common mode & 3kV Differential mode
MacAdam Step:	2	Control:	DALI-2
Life Time LED 1:	100,000h - L90 - B10 (Ta 25°C)		

Polar



UGR diagram

Corrected UGR values (at 1920 lm bare lamp luminous flux)										
Reflect.:		viewed crosswise					viewed endwise			
ceiling	cav	0.70	0.70	0.50	0.50	0.30	0.70	0.70	0.50	0.50
walls		0.50	0.30	0.50	0.30	0.30	0.50	0.30	0.50	0.30
work pl.		0.20	0.20	0.20	0.20	0.20	0.20	0.20	0.20	0.20
Room dim										
x	y									
2H	2H	0.6	2.7	0.9	3.0	3.3	0.6	2.7	0.9	3.0
	3H	0.5	2.1	0.9	2.4	2.8	0.5	2.1	0.8	2.4
	4H	0.4	1.8	0.8	2.1	2.5	0.4	1.8	0.8	2.1
	6H	0.4	1.5	0.8	1.8	2.2	0.4	1.4	0.8	1.8
	8H	0.3	1.4	0.7	1.8	2.1	0.3	1.4	0.7	1.7
	12H	0.3	1.4	0.7	1.7	2.1	0.3	1.3	0.7	1.7
4H	2H	0.4	1.8	0.8	2.1	2.4	0.4	1.8	0.8	2.1
	3H	0.3	1.4	0.8	1.8	2.2	0.3	1.4	0.8	1.8
	4H	0.2	1.3	0.7	1.7	2.1	0.2	1.3	0.7	1.7
	6H	-0.1	1.6	0.4	2.1	2.5	-0.1	1.6	0.4	2.0
	8H	-0.2	1.7	0.3	2.1	2.6	-0.2	1.7	0.3	2.1
	12H	-0.3	1.6	0.2	2.1	2.6	-0.3	1.6	0.2	2.1
8H	4H	-0.2	1.7	0.3	2.1	2.6	-0.2	1.7	0.3	2.1
	6H	-0.3	1.5	0.2	2.0	2.5	-0.3	1.5	0.2	2.0
	8H	-0.3	1.3	0.2	1.8	2.3	-0.3	1.3	0.2	1.8
	12H	-0.1	0.8	0.4	1.3	1.9	-0.1	0.8	0.4	1.3
12H	4H	-0.3	1.6	0.2	2.1	2.6	-0.3	1.6	0.2	2.1
	6H	-0.3	1.2	0.2	1.7	2.3	-0.3	1.3	0.2	1.8
	8H	-0.1	0.8	0.4	1.3	1.8	-0.1	0.8	0.4	1.3
Variations with the observer position at spacing:										
S =		1.0H	4.9	/ -6.0			4.9	/ -6.0		
		1.5H	7.6	/ -7.9			7.6	/ -7.9		
		2.0H	9.6	/ -9.0			9.6	/ -9.0		