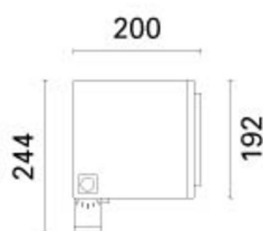


Last information update: November 2024

Product configuration: BX24

BX24: Spotlight with bracket - Neutral White COB Led - integrated dimm. ballast DALI- Wide Flood Optic

**Product code**BX24: Spotlight with bracket - Neutral White COB Led - integrated dimm. ballast DALI- Wide Flood Optic **Attention! Code no longer in production****Technical description**

Floodlight designed to use Neutral White COB LED lamps with a wide flood optic. Can be installed at ground level, on walls (using screw anchors) and on pole mounting systems. The luminaire consists of an optical assembly/component-holding box and hidden fixing bracket. The optical assembly and front frame are made of die-cast aluminium alloy painted with a smooth finish (grey RAL 9007) or a textured finish (white RAL 9016). The painting process includes a multi-step, pre-treatment process, in which the main phases are degreasing, fluorozirconation (a protective surface film) and sealing (with a nano-structured silane layer). The next painting stage consists of a primer and a liquid acrylic paint, cured at 150°, with a high level of weather and UV ray resistance. The tempered sodium-calcium glass cover has customised serigraphy, is 4mm thick, and joined to the frame with silicone. The frame is fastened to the optical assembly by two M5 AISI 304 stainless steel captive screws and a galvanised steel safety cable. The product comes complete with a neutral white colour, monochrome COB LED circuit, an optic with a 99.93% super-pure aluminium OPTIBEAM reflector with a polished, anodized surface and built-in electronic ballast. The component-holding box, in the rear of the luminaire, is set up to hold the control gear, which is fixed with captive screws on a galvanised steel pull-out plate. The control gear can be accessed through the rear door made of painted aluminium alloy, fixed to the product body with four M5 AISI 304 stainless steel captive screws and a safety cable. iPro can be adjusted +95°/-5° relative to the horizontal line using a bracket made of extruded aluminium, on which a graduated scale (with 15° steps) is marked using serigraphy. The internal silicone seals guarantee watertightness IP66h Set up for pass-through wiring using a double M24x1.5 nickel-plated brass cable gland (suitable for cables with 7÷16mm diameter). All external screws used are made of A2 stainless steel. The luminaire technical characteristics conform to EN60598-1 standards and particular requirements.

Installation

Ground, wall or ceiling installation using special bracket. Secure using screw anchors for concrete, cement and solid brick. It can also be installed on a MultiPro pole system using suitable accessories.

Colour

White (01) | Grey (15)

Weight (Kg)

6

Mounting

wall arm|pole arm|ground surface|wall surface|ground anchored|ground spike|ceiling surface|u-bracket

Wiring

Control gear complete with DALI dimmable electronic ballast (220÷240V ac 50/60Hz) and quick-coupling terminals.

Notes

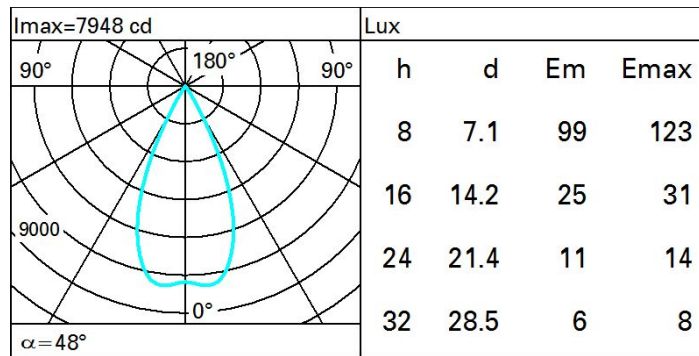
Dimming function with pushbutton (DIM PUSH): for this option consult the instructions included in the package.

Complies with EN60598-1 and pertinent regulations

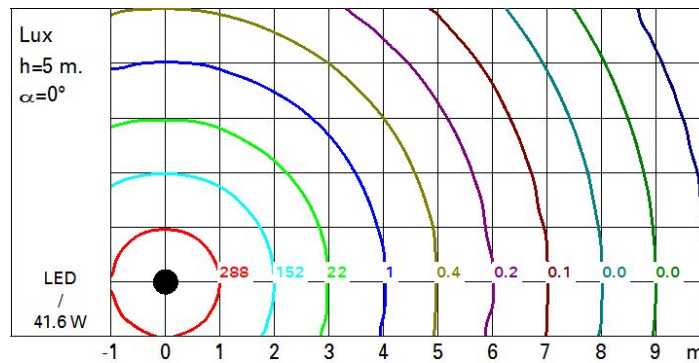
**Technical data**

Im system:	4395	Colour temperature [K]:	4000
W system:	41.6	MacAdam Step:	2
Im source:	5500	Life Time LED 1:	100,000h - L80 - B10 (Ta 25°C)
W source:	35	Life Time LED 2:	100,000h - L80 - B10 (Ta 40°C)
Luminous efficiency (Im/W, real value):	105.7	Lamp code:	LED
Im in emergency mode:	-	Number of lamps for optical assembly:	1
Total light flux at or above an angle of 90° [Lm]:	0	ZVEI Code:	LED
Light Output Ratio (L.O.R.) [%]:	80	Number of optical assemblies:	1
Beam angle [°]:	48°	Intervallo temperatura ambiente:	from -20°C to +35°C.
CRI (minimum):	80	Control:	DALI / Push Dim

Polar



Isolux



UGR diagram

Corrected UGR values (at 5500 lm bare lamp luminous flux)											
Reflect.:		viewed crosswise					viewed endwise				
ceiling	cav	0.70	0.70	0.50	0.50	0.30	0.70	0.70	0.50	0.50	0.30
walls		0.50	0.30	0.50	0.30	0.30	0.50	0.30	0.50	0.30	0.30
work pl.		0.20	0.20	0.20	0.20	0.20	0.20	0.20	0.20	0.20	0.20
Room dim		viewed crosswise					viewed endwise				
x	y										
2H	2H	6.0	6.5	6.3	6.7	6.9	6.0	6.5	6.3	6.7	6.9
	3H	5.9	6.3	6.2	6.6	6.9	5.9	6.3	6.2	6.6	6.9
	4H	5.8	6.3	6.2	6.5	6.8	5.8	6.2	6.1	6.5	6.8
	6H	5.8	6.1	6.1	6.5	6.8	5.7	6.1	6.1	6.4	6.8
	8H	5.7	6.1	6.1	6.4	6.8	5.7	6.1	6.1	6.4	6.7
	12H	5.7	6.0	6.1	6.4	6.7	5.7	6.0	6.0	6.4	6.7
4H	2H	5.8	6.2	6.1	6.5	6.8	5.8	6.3	6.2	6.5	6.8
	3H	5.7	6.1	6.1	6.4	6.8	5.7	6.1	6.1	6.4	6.8
	4H	5.6	6.0	6.0	6.3	6.7	5.6	6.0	6.0	6.3	6.7
	6H	5.6	5.8	6.0	6.2	6.7	5.6	5.8	6.0	6.2	6.7
	8H	5.5	5.8	6.0	6.2	6.6	5.5	5.8	6.0	6.2	6.6
	12H	5.5	5.7	5.9	6.1	6.6	5.5	5.7	5.9	6.1	6.6
8H	4H	5.5	5.8	6.0	6.2	6.6	5.5	5.8	6.0	6.2	6.6
	6H	5.4	5.6	5.9	6.1	6.6	5.4	5.7	5.9	6.1	6.6
	8H	5.4	5.6	5.9	6.0	6.5	5.4	5.6	5.9	6.0	6.5
	12H	5.3	5.5	5.8	6.0	6.5	5.3	5.5	5.8	6.0	6.5
12H	4H	5.5	5.7	5.9	6.1	6.6	5.5	5.7	5.9	6.1	6.6
	6H	5.4	5.6	5.9	6.0	6.5	5.4	5.6	5.9	6.0	6.5
	8H	5.3	5.5	5.8	6.0	6.5	5.3	5.5	5.8	6.0	6.5
Variations with the observer position at spacing:											
S =		0.4 / -8.0					0.4 / -8.0				
		9.2 / -9.6					9.2 / -9.6				
		11.2 / -10.8					11.2 / -10.8				