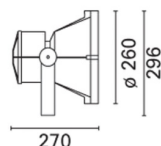


Last information update: January 2025

Product configuration: BU89.15BU89.15: Spotlight with bracket - Warm White COB LED - Integrated electronic control gear dimm 1-10V - Spot optic - 26.8W
2695lm - 3000K - Grey**Product code**BU89.15: Spotlight with bracket - Warm White COB LED - Integrated electronic control gear dimm 1-10V - Spot optic - 26.8W
2695lm - 3000K - Grey**Technical description**

Spotlight designed to use Warm White COB LED lamps and a spot optic. Can be installed at ground level, on walls (using screw anchors) and on pole mounting systems. Consists of an optic assembly, component box, glass-holder frame and bracket. The optical assembly, component box, and glass-holder frame are made of EN1706AC 46100LF aluminium alloy and subjected to a multi-step, pre-treatment process, in which the main phases are degreasing, fluorozirconation (a protective surface film) and sealing (with a nano-structured silane layer). The next painting stage consists of a primer and a liquid acrylic paint, cured at 150°C, with a high level of weather and UV ray resistance. The 4 mm thick, tempered, sodium-calcium, closing glass is colourless, transparent and a seal is included. The 50/60 Shore A silicone seal is subjected to a post-curing treatment, in an oven, for 4 hours at 220 °C. The glass unit is fixed to the frame with silicone. The product comes complete with a warm white colour, monochrome COB LED circuit, an optic with a 99.93% super-pure aluminium reflector with a polished, anodized surface and built-in electronic ballast. Zinc-coated stainless steel ballast holding plate; simplified extraordinary maintenance thanks to quick-coupling connectors between the control gear and the LED and the control gear and the wiring terminal block. Painted aluminium alloy box and rear cover, complete with spacers and captive screws. The floodlight can be adjusted by $\pm 115^\circ$ in the vertical plane using a painted steel bracket, with a graduated scale showing 10° steps and mechanical stops to guarantee stable aiming of the beam of light. Horizontal aiming is performed using the holes and slots in the bracket. Access to the optical assembly is simpler thanks to a nickel-plated brass decompression valve which eliminates the product internal vacuum. Set up for pass-through wiring using a double M24x1.5 nickel-plated brass cable gland (suitable for cables with 7÷16mm diameter). All external screws used are made of A2 stainless steel and are of the captive type. The luminaire technical characteristics conform to EN60598-1 standards and particular requirements.

Installation

The luminaire can be floor, ceiling or wall-mounted using the supporting bracket fixed with screw anchors (Fisher type or similar) for concrete, cement and solid brick or various other available accessories. It can also be installed on a MultiWoody or CityWoody pole system.

Colour

Grey (15)

Weight (Kg)

4.57

Mounting

wall arm|pole arm|ground surface|wall surface|ground anchored|wall bracket|ceiling surface|u-bracket|pole-top

Wiring

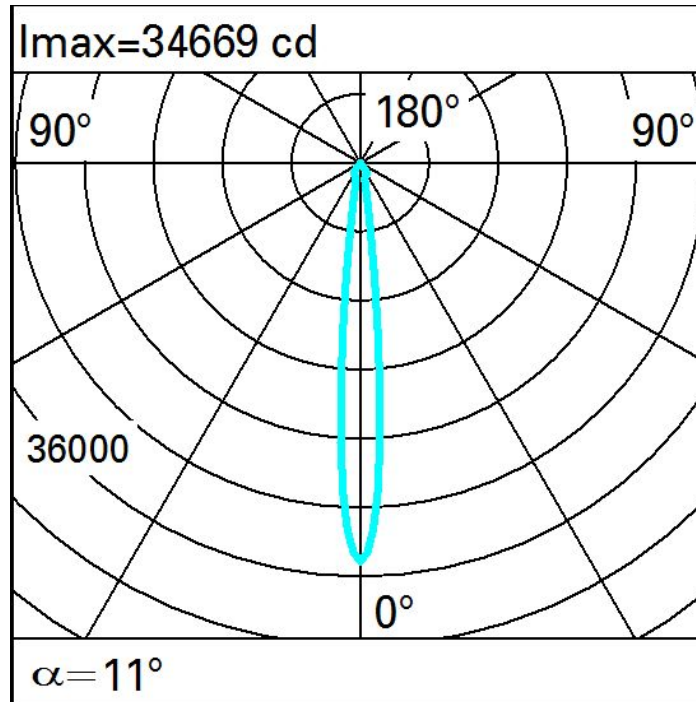
Control gear complete with a 1-10V dimmable electronic ballast (220÷240V ac 50/60Hz) and quick-coupling terminals.

Complies with EN60598-1 and pertinent regulations

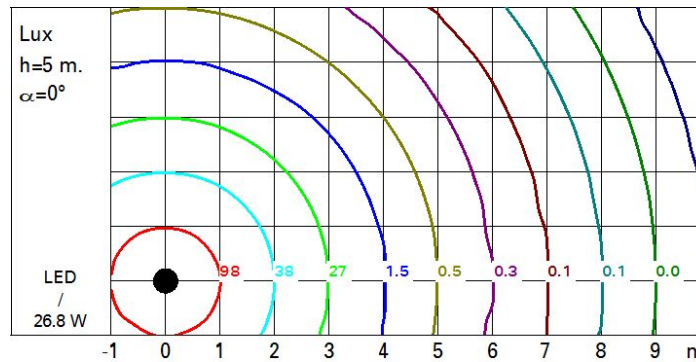
**Technical data**

lm system:	2695	Colour temperature [K]:	3000
W system:	26.8	MacAdam Step:	2
lm source:	3850	Life Time LED 1:	100,000h - L90 - B10 (Ta 25°C)
W source:	23	Life Time LED 2:	100,000h - L90 - B10 (Ta 40°C)
Luminous efficiency (lm/W, real value):	100.6	Lamp code:	LED
lm in emergency mode:	-	Number of lamps for optical assembly:	1
Total light flux at or above an angle of 90° [Lm]:	0	ZVEI Code:	LED
Light Output Ratio (L.O.R.) [%]:	70	Number of optical assemblies:	1
Beam angle [°]:	11°	Intervallo temperatura ambiente:	from -30°C to 50°C.
CRI (minimum):	80	Control:	1-10V

Polar



Isolux



Illuminances

