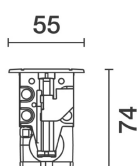


Ultimo aggiornamento delle informazioni: Dicembre 2024

Configurazione di prodotto: BT32+BZZ2.00BT32: Mini Linear Recessed Luminaire - Neutral White LEDs - 48V dc - L=1044mm - Wall Grazing Optic
BZZ2.00: Controcassa per versioni dimmerabili DMX, RGB, RGBW, WNC - L=1044 - Indefinito**Codice prodotto**

BT32: Mini Linear Recessed Luminaire - Neutral White LEDs - 48V dc - L=1044mm - Wall Grazing Optic

Descrizione tecnica

Direct light luminaire, designed to use Neutral White monochrome LED lamps, and a Wall Grazing optic. Ground-, wall- and ceiling-recessed. Consists of a body and outer casing for installation, to be ordered separately. Extruded aluminium body, with die-cast aluminium end caps complete with silicone seals. The painting process includes a multi-step, pre-treatment process, in which the main phases are degreasing, fluorozirconation (a protective surface film) and sealing (with a nano-structured silane layer). The following painting stage consists of a primer and a liquid acrylic paint, cured at 150°C, with a high level of weather and UV ray resistance. Lower PPS (polyphenylene sulfide) box for control gear. The top of the optical assembly is closed by a 8mm thick transparent glass screen, fixed with silicone. Complete with multi-LED plate in Neutral White with 48V dc electronic circuit (ballast to be ordered separately). 48V intelligent driver that ensures light flow emission is constant even when the input voltage varies. Fitted with a PMMA diffusing filter and optics with plastic (methacrylate) lens for Wall Grazing lighting. The lower box has two PG11 nickel-plated brass cable glands for Ø6.5÷11mm cables used for pass-through wiring. To fix the optical assembly to the outer casing or false ceiling the product has a quick coupling system using an Allen key. Outer casing for installation made of aluminium with technopolymer covers, to be ordered separately. All external screws used are made of A2 stainless steel. The luminaire technical characteristics conform to EN 60598-1 standards and particular requirements.

Installazione

Ground- and wall-recessed using the outer casing, to be ordered separately. For ground installation a drainage channel must be created or gravel inserted for drainage under the outer casing before installation, to guarantee the degree of protection stated. For ceiling-mounting with plasterboard panels (1-30 mm thick), make the preparation openings as indicated in the instructions sheet and use the accessory with code X013 (kit containing steel cables with reinforcement plates).

Colore

Grigio (15)

Montaggio

incasso a parete|incasso a soffitto|incasso a terra

Cablaggio

Equipped with a 48V dc electronic circuit fitted inside the device. 48V dc electronic ballasts to be ordered separately. For the electrical connection the product has a lower box holding two quick coupling terminals (3-pole, max. 4 mm²) and double cable glands for pass-through wiring.

Note

Product complete with LED lamp. The frame, glass, optical assembly and outer casing together guarantee a maximum static load of 1000 kg.

Soddisfa EN60598-1 e relative note

**Codice accessorio**

BZZ2.00: Controcassa per versioni dimmerabili DMX, RGB, RGBW, WNC - L=1044 - Indefinito

Descrizione tecnica

Aluminium outer casing L=1037 complete with technopolymer side and upper caps and black rubber membrane cable glands. The side caps are supplied with openable circular walls to facilitate the insertion of corrugated tubes (passage of power cables). To be used on recessed Linealuce Mini modules L=1044mm with RGB leds

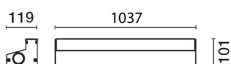
Installazione

For ground- or wall-recessed installation with cast cement/concrete or other suitable material. For ground installation a drainage channel must be created (positioned below the special holes) or gravel inserted for drainage under the outer casing before installation, to guarantee the degree of protection stated.

Colore

Indefinito (00)

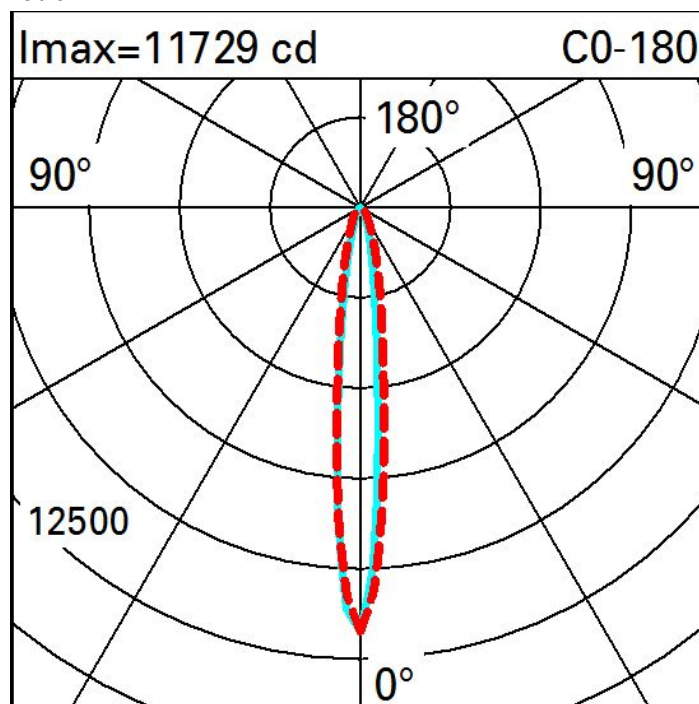
Soddisfa EN60598-1 e relative note



Dati tecnici

Im di sistema:	1389	Life Time LED 1:	100,000h - L80 - B10 (Ta 25°C)
W di sistema:	28.4	Life Time LED 2:	66,000h - L80 - B10 (Ta 40°C)
Im di sorgente:	2490	Voltaggio [Vin]:	48
W di sorgente:	25	Codice lampada:	LED
Efficienza luminosa (lm/W, dati di sistema):	48.9	Numero di lampade per vano ottico:	1
Im in modalità emergenza:	-	Codice ZVEI:	LED
Flusso totale emesso a 90° o superiore [Lm]:	0	Numero di vani ottici:	1
Light Output Ratio (L.O.R.) [%]:	56	Intervallo temperatura ambiente operativa:	da -30°C a 50°C.
CRI (minimo):	80	Power factor:	Vedi istruzioni di installazione
Temperatura colore [K]:	4000	Control:	PWM
MacAdam Step:	3		

Polare



Illuminanti

Lux Wall distance = 1m												
3	0.1	0.3	0.7	2	4	6	4	2	0.7	0.3	0.1	
2	0.7	1	3	6	11	15	12	7	3	2	0.8	
1	1	2	4	8	15	21	17	10	5	3	1	
0	2	3	6	15	20	26	22	15	7	3	2	
	2	4	8	11	17	24	20	14	8	4	2	
	m	-2	-1	0	1	2	3					