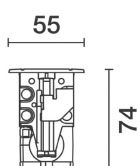


Dernière mise à jour des informations: Décembre 2024

Configuration du produit: BT29+BZZ1.00

BT29: Mini Linear Recessed Luminaire - Neutral White LEDs - 48V dc - L=552mm - Wall Grazing Optic

BZZ1.00: Caisson pour modules encastrables dimmables DMX, RGB, RGBW, WNC - L=552 - Non définie

**Référence produit**

BT29: Mini Linear Recessed Luminaire - Neutral White LEDs - 48V dc - L=552mm - Wall Grazing Optic

Description technique

Direct light luminaire, designed to use Neutral White monochrome LED lamps, and a Wall Grazing optic. Ground-, wall- and ceiling-recessed. Consists of a body and outer casing for installation, to be ordered separately. Extruded aluminium body, with die-cast aluminium end caps complete with silicone seals. The painting process includes a multi-step, pre-treatment process, in which the main phases are degreasing, fluorozirconation (a protective surface film) and sealing (with a nano-structured silane layer). The following painting stage consists of a primer and a liquid acrylic paint, cured at 150°C, with a high level of weather and UV ray resistance. Lower PPS (polyphenylene sulfide) box for control gear. The top of the optical assembly is closed by a 8mm thick transparent glass screen, fixed with silicone. Complete with multi-LED plate in Neutral White with 48V dc electronic circuit (ballast to be ordered separately). 48V intelligent driver that ensures light flow emission is constant even when the input voltage varies. Fitted with a PMMA diffusing filter and optics with plastic (methacrylate) lens for Wall Grazing lighting. The lower box has two PG11 nickel-plated brass cable glands for Ø6.5÷11mm cables used for pass-through wiring. To fix the optical assembly to the outer casing or false ceiling the product has a quick coupling system using an Allen key. Outer casing for installation made of aluminium with technopolymer covers, to be ordered separately. All external screws used are made of A2 stainless steel. The luminaire technical characteristics conform to EN 60598-1 standards and particular requirements.

Installation

Ground- and wall-recessed using the outer casing, to be ordered separately. For ground installation a drainage channel must be created or gravel inserted for drainage under the outer casing before installation, to guarantee the degree of protection stated. For ceiling-mounting with plasterboard panels (1-30 mm thick), make the preparation openings as indicated in the instructions sheet and use the accessory with code X013 (kit containing steel cables with reinforcement plates).

Coloris

Gris (15)

Montage

encastré mural|encastré au plafond|enterré

Câblage

Equipped with a 48V dc electronic circuit fitted inside the device. 48V dc electronic ballasts to be ordered separately. For the electrical connection the product has a lower box holding two quick coupling terminals (3-pole, max. 4 mm²) and double cable glands for pass-through wiring.

Remarque

Product complete with LED lamp. The frame, glass, optical assembly and outer casing together guarantee a maximum static load of 1000 kg.

Conforme à la norme EN60598-1 et à la réglementation en vigueur (o 'à la réglementation relative')

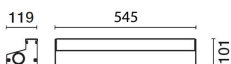
**Référence accessoire**

BZZ1.00: Caisson pour modules encastrables dimmables DMX, RGB, RGBW, WNC - L=552 - Non définie

Coloris

Indéfini (00)

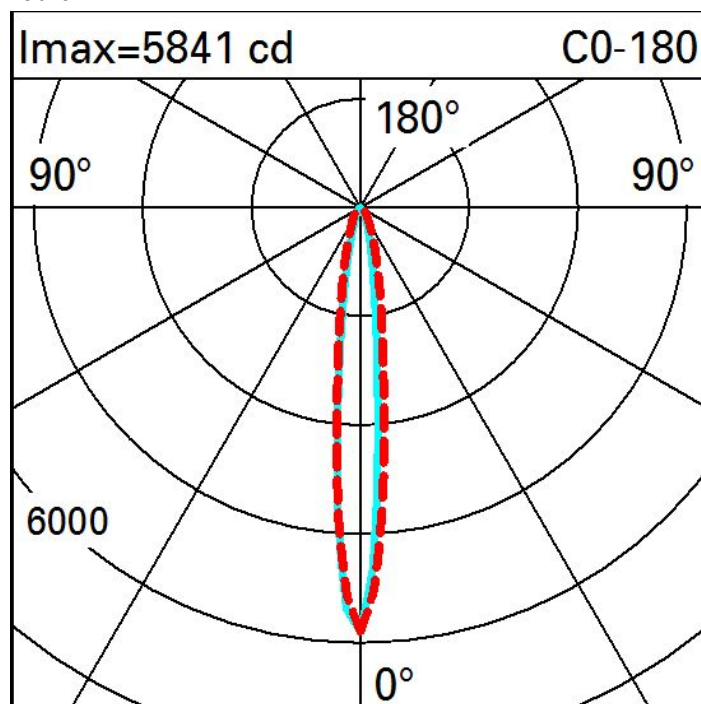
Conforme à la norme EN60598-1 et à la réglementation en vigueur (o 'à la réglementation relative')



Données techniques

Im du système:	692	Durée de vie LED 1:	100,000h - L80 - B10 (Ta 25°C)
W du système:	14.9	Durée de vie LED 2:	66,000h - L80 - B10 (Ta 40°C)
Im source:	1240	Voltage [V]:	48
W source:	13	Code Lampe:	LED
Efficacité lumineuse (lm/W, valeurs du système):	46.4	Nombre de lampes par groupe optique:	1
Im en mode secours:	-	Code ZVEI:	LED
Flux total émis à un angle de 90° ou plus [Lm]:	0	Nombre de groupes optiques:	1
Light Output Ratio (L.O.R.) [%]:	56	Plage de température ambiante opérative:	De -30°C à 50°C.
IRC (minimum):	80	Facteur de puissance:	Voir Notice de montage
Température de couleur [K]:	4000	Control:	PWM
MacAdam Step:	3		

Polaire



Eclairements

Lux													Wall distance = 1m	
3	0.1	0.1	0.3	0.9	2	3	2	0.9	0.3	0.1	0.1			
2	0.4	0.7	2	3	6	8	6	3	2	0.8	0.4			
1	0.6	1	2	4	8	10	8	5	3	1	0.7			
	0.8	1	3	7	10	13	11	8	3	2	0.9			
0	0.9	2	4	6	8	12	10	7	4	2	1.0			
	m	-2	-1	0	1	2	3							